

IOWADOT



STATEWIDE TRANSPORTATION IMPROVEMENT PROGRAM

2024-2027

Federal and state laws prohibit employment and/or public accommodation discrimination on the basis of age, color, creed, disability, gender identity, national origin, pregnancy, race, religion, sex, sexual orientation or veteran's status. If you believe you have been discriminated against, please contact the Iowa Civil Rights Commission at 800-457-4416 or Iowa Department of Transportation's affirmative action officer. If you need accommodations because of a disability to access the Iowa Department of Transportation's services, contact the agency's affirmative action officer at 800-262-0003.

Iowa Statewide Transportation Improvement Program

Index

| | |
|--|----|
| Introduction | 1 |
| Iowa DOT Programming Process | 2 |
| Local Sponsor Programming Process | 6 |
| Federal Transit Administration Programming Process | 6 |
| Financial Analysis | 7 |
| Public Participation | 12 |
| Changing an Approved STIP..... | 13 |

FHWA and FTA Programs

FHWA FTA

| | | |
|---------------------------------------|-----|-----|
| Statewide Projects | 15 | N/A |
| Ames MPO (AAMPO) | 23 | 328 |
| Cedar Rapids MPO (Corridor MPO) | 28 | 333 |
| Council Bluffs MPO (MAPA) | 38 | 334 |
| Davenport MPO (Bi-State) | 45 | 335 |
| Des Moines MPO (DMAMPO) | 52 | 337 |
| Dubuque MPO (DMATS)..... | 68 | 341 |
| Iowa City MPO (MPOJC) | 73 | 342 |
| Sioux City MPO (SIMPCO) | 79 | 350 |
| Waterloo MPO (INRCOG) | 86 | 354 |
| RPA 1 (Upper Explorerland) | 93 | 358 |
| RPA 2 (NIACOG)..... | 108 | 361 |
| RPA 3 (NW IA Pl & Dev) | 124 | 367 |
| RPA 4 (Siouxland Regional) | 139 | 370 |
| RPA 5 (MIDAS) | 152 | 375 |
| RPA 6 (Region 6)..... | 164 | 378 |
| RPA 7 (IA Northland)..... | 176 | 379 |
| RPA 8 (ECIA)..... | 192 | 380 |
| RPA 9 (Bi-State)..... | 207 | 381 |
| RPA 10 (ECICOG) | 213 | 390 |
| RPA 11 (CIRTPA)..... | 231 | 396 |
| RPA 12 (Region XII COG)..... | 250 | 402 |
| RPA 13 (SWIPCO)..... | 260 | 405 |
| RPA 14 (ATURA) | 270 | 406 |
| RPA 15 (Area 15) | 279 | 410 |
| RPA 16 (SE IA RPC)..... | 291 | 411 |
| RPA 17 (Chariton Valley) | 306 | 413 |
| RPA 18 (MAPA RPA)..... | 317 | N/A |

Appendix

| | |
|--|-----|
| Map: District Transportation Planners | 414 |
| Map: Iowa’s Public Transit Systems | 415 |
| Advance Construction Conversion Candidates | 416 |
| List of 2023 Authorized Projects | 420 |
| List of 2023 Let Swap Projects | 478 |

Introduction

The 2024-2027 Iowa Statewide Transportation Improvement Program (STIP) has been developed in conformance with the guidelines prescribed by Title 23 and Title 49, United States Code. The STIP is generated to provide the Federal Highway Administration (FHWA) and Federal Transit Administration (FTA) a listing of all projects that are candidates for federal aid from the FHWA and FTA for the four federal fiscal years (FFY) 2024-2027. FHWA and FTA approved Iowa’s 2024-2027 STIP on September 21, 2023.

The STIP has been produced based on the current federal transportation bill, the Infrastructure Investment and Jobs Act (IIJA), which was signed into law on November 15, 2021. Under the IIJA, FHWA federal funding programs include the National Highway Performance Program (NHPP), National Highway Freight Program (NHFP), Surface Transportation Block Grant Program (STBG), Transportation Alternatives Set-Aside (TAP), Congestion Mitigation and Air Quality Improvement Program (CMAQ), Highway Safety Improvement Program (HSIP), Railway-Highway Crossings, Metropolitan Planning, Bridge Formula Program, Carbon Reduction, and Promoting Resilient Operations for Transformative, Efficient, and Cost-Saving Transportation (PROTECT).

Documents evidencing the Iowa Department of Transportation’s authority to act concerning matters related to transportation, federal aid expenditures, and approvals of metropolitan planning organizations’ (MPOs) transportation improvements programs (TIPs) have been provided in past STIPs and can be provided again upon request.

The projects identified in the STIP are the result of statewide and regional efforts conducted by the Iowa DOT and each of Iowa's Regional Planning Affiliations (RPAs) and MPOs. Projects are arranged according to whether the proposed funding is FHWA or FTA based. Projects are further sorted according to the MPO or RPA in which they reside and the individual program by which they are funded. Each entry shows the expected total project cost, federal aid participation, and an item number to facilitate FHWA and FTA reporting.

In addition to projects with a unique location and sorted according to the process noted above, some proposed obligations are identified under a broader category of statewide improvements. These entries are subject to alternate project selection processes and are separated and listed first. Examples of statewide programming entries include the DOT's Railroad Highway program, the Highway Safety Improvement Program Secondary, Emergency Relief projects, and State Planning and Research funding, among others.

Some projects are identified that have no federal aid proposed. These projects have stood the test of Iowa's statewide and local public participation processes and are candidates for federal aid if additional funds become available or if project schedules require deferral of candidates presently identified for federal participation. However, all projects included in the STIP, regardless of funding source, are expected to be accomplished in the federal fiscal year (FFY) indicated in the STIP.

Inclusion of a project in the STIP does not guarantee funding eligibility for the project. Eligibility for federal aid and swap will be determined on a case-by-case basis when project authorization is requested from the FHWA or FTA or during project development and letting.

Iowa DOT Programming Process

The Iowa DOT's programming process is transparent, aligns available tools and plans, and incorporates appropriate and extensive stakeholder input. The major procedural steps include problem statement development, scoping, project advancement, project prioritization, program synthesis, and final programming. It is

important to note that this process is also governed by Iowa's long range transportation planning documents. As such, projects programmed in the Five-Year Program are consistent with Iowa's long-range State Transportation Plan – Iowa in Motion 2050, and several other planning documents, as discussed below. A copy of the State Transportation Plan can be found at:

<https://iowadot.gov/iowainmotion/iowa-in-motion-home>

The IIJA continued the provisions for performance-based planning and programming (PBPP) that were established in the 2012 federal reauthorization act, Moving Ahead for Progress in the 21st Century (MAP-21). Iowa in Motion 2050 includes the most recently established statewide targets, which have been set for federally-required measures in the areas of safety (all roads), pavement condition (Interstate and non-Interstate National Highway System (NHS)), bridge condition (NHS), system reliability (Interstate and non-Interstate NHS), freight movement (Interstate), and transit asset management (group targets for small urban and rural transit systems). The FHWA measures are also known as PM1 (safety), PM2 (pavement condition and bridge condition), and PM3 (system reliability and freight movement).

Additional background on performance measures and targets, links to Iowa DOT performance-based plans, and current Iowa DOT performance targets are available at https://iowadot.gov/systems_planning/planning/federal-performance-management-and-asset-management. Discussion below provides an overview of the various performance-based plans and target-setting processes, and their connection to the investments included in the STIP.

Iowa in Motion 2050 (also known as the statewide long-range transportation plan, or SLRTP) established the following vision for Iowa DOT: "A safe and efficient multimodal transportation system that enables the social and economic well-being of all Iowans, provides enhanced access and mobility for people and freight, and accommodates the unique needs of urban and rural areas in a sustainable manner." The plan has a strong emphasis on stewardship and rightsizing, and identifies four system objectives as key components for the department to consider in decision-making frameworks:

- **Safety:** The transportation system is safe to use and minimizes incidents, crashes, injuries, and fatalities.
- **Sustainability:** The transportation system is available and in good condition, meeting the needs of today and preparing for the future.
- **Accessibility:** Users can readily access the transportation system and services without unnecessary barriers.
- **Flow:** The transportation system reliably and efficiently moves people and goods while minimizing user delays and costs.

The system objectives have clear ties to the PBPP framework, as progress towards the targets set for FHWA and FTA measures correlates to progress towards achieving the system objectives.

In the overall planning and programming process, the SLRTP, along with the Transportation Asset Management Plan (TAMP), Iowa’s Interstate Investment Plan (I3P), and other system and modal plans, plays a role in helping to focus attention and priorities based on system needs, risks, and strategies. These broader planning efforts help guide the planning and project development process that ultimately leads to the specific investments identified in the Five-Year Program for Iowa DOT projects and the four-year STIP that includes all projects that are candidates for federal aid from the FHWA and FTA.

The SLRTP includes analysis of needs/risks and strategies for the various modes of transportation in the state. For highways, this includes ten different analysis layers. This statewide, corridor level analysis is linked to improved performance outcomes, including for the required federal measures, as these analyses help inform the prioritization, programming, and development of projects. The following discussion focuses on the SLRTP analysis layers and other statewide plans that help inform strategies and projects that lead to investments that help make progress in the various performance areas. While the analysis layers and plans are discussed here in relation to the performance area they relate most directly to, strategies and projects often have benefits across multiple performance areas and system objectives.

PM1 – Safety

Three SLRTP analysis layers and associated strategies relate most directly to safety.

- The safety analysis identified locations with the greatest potential for crash reduction (PCR) through a statewide analysis that calculated the PCR by examining the predicted numbers of crashes based on the roadway and traffic environment.
- The bicyclist analysis identified locations considered to be higher risk for bicyclists based on a statewide analysis that developed composite scores for locations by considering several roadway factors related to the likelihood for risks to bicyclists.
- The pedestrian analysis identified locations considered to be higher risk for pedestrians based on a statewide analysis that developed composite scores for locations by considering several roadway factors related to the likelihood for risks to pedestrians.

Safety is explicitly addressed through the Strategic Highway Safety Plan (SHSP), which identifies the types of strategies to implement to help address safety emphasis areas. The SHSP includes engineering strategies to help address issues with lane departure crashes and to improve intersections. These improvements are being implemented as appropriate throughout the State’s highway system. Strategies to help prevent lane departures include the installation of countermeasures such as centerline rumble strips, shoulder/edgeline rumble strips, curve delineation, shoulder treatments, and median cable barriers. Strategies to help improve intersections include implementing innovative improvements such as roundabouts, reduced conflict intersections, diverging diamond interchanges, and offset turn lanes; traffic signal modifications; intersection lighting; and bicycle/pedestrian intersection improvements.

Working in partnership with local agencies, investments have been identified and programmed which will construct effective countermeasures to reduce traffic fatalities and serious injuries. Projects chosen for HSIP investment are based on crash history, roadway characteristics, and the existence of an infrastructure

countermeasures that can address the types of crashes present. The Iowa DOT continues to utilize a systemic safety improvement process rather than relying on “hot spot” safety improvements. The HSIP program of projects included in the STIP has been produced based on the strategies contained in the SHSP and the Iowa DOT’s safety performance measure target setting process. The target setting process involved Iowa DOT, the Iowa Department of Public Safety, and MPOs. Safety projects are programmed to help meet the desired program outcomes documented in the SHSP, and to make progress towards PM1 targets.

PM2 – Pavement and bridge condition

Two SLRTP analysis layers and associated strategies relate most directly to pavement and bridge condition.

- The pavement condition analysis identified candidate condition improvement locations by using the Infrastructure Condition Evaluation (ICE) tool, which provides a composite rating based on the most recent infrastructure condition and performance data.
- The bridge condition analysis identified candidate condition improvement locations by using the bridge condition index (BCI), which is calculated based on structural adequacy and safety; serviceability and functional obsolescence; essentiality for public use; and special vulnerabilities.

Iowa DOT’s TAMP describes the way pavements and bridges are managed, including discussion of the life cycle planning processes that are undertaken for pavements and bridges, identification of current and projected performance gaps, prioritization of risks to managing the system and identification of mitigation strategies, and discussion of investment strategies used to determine specific projects. While the TAMP does not identify projects or dictate investment decisions, it helps ensure that the investments in the Five-Year Program and STIP are consistent with Iowa DOT’s longer-term vision by connecting system- and network-level planning to specific project programming. The I3P also helps guide projects on the Interstate system, by identifying investments to maintain the system’s high level of service in terms of safety and overall pavement and bridge condition while addressing identified capacity issues.

Pavement and bridge projects are identified and programmed in the STIP in a manner that is consistent with the strategies identified in the TAMP and the target-setting process. Pavement and bridge target setting involved internal DOT working group and coordination with MPOs. The target-setting methodology used current and historical condition and funding data to forecast future conditions. Asset management focuses on performing the right treatment at the right time to optimize investments and outcomes. The TAMP discusses the major investment categories that the Commission allocates funding through. Once the Commission approves the funding for these categories, Iowa DOT recommends the allocation of the funds to specific projects using the processes described in the TAMP. The TAMP includes a 10-year forecast of funding for pavement and bridge stewardship projects, and funding amounts in the STIP generally align with this forecast.

The Iowa DOT strives to maintain the bridge inventory in a condition that provides safe and efficient movement of people and freight. Bridges are managed by using a bridge management process with forecasting capabilities to better identify future needs across the entire inventory. The ability to predict bridge needs beyond a short-term time horizon improves the ability to make better decisions today and predict what funding needs are necessary for a stable bridge inventory. Bridge projects are programmed to help meet the desired program outcomes documented in the TAMP, which include making progress towards PM2 targets and maintaining a minimum condition level for the NHS.

The Iowa DOT works to provide a safe, serviceable, and sustainable roadway system through the use of its pavement management system. The pavement management system assists program administrators in the selection of economical options for pavement decisions for the construction, reconstruction, rehabilitation, preservation, and maintenance of pavements. The pavement management system is used to model and predict future pavement conditions based on various funding levels. This analysis helps determine the level of funding necessary to maintain the pavement system in a state of good repair. Pavement projects are programmed to help meet the desired program outcomes documented in the

TAMP, which include making progress towards PM2 targets and maintaining a minimum condition level for the Interstate system.

PM3 – System reliability and freight movement

Five SLRTP analysis layers and associated strategies relate most directly to system reliability and freight movement.

- The bottleneck analysis identified candidate bottleneck improvement locations through a system screening that used traffic speed data to identify segments categorized as bottlenecks due to recurring traffic slow-downs.
- The Super-2 analysis identified candidate statewide corridors where Super-2 improvements would enhance operations and complement the state's multilane highway network.
- The capacity analysis identified candidate capacity improvement locations through analysis of volume-to-capacity (V/C) conditions based on the statewide travel demand model, MPO travel demand models, and traffic forecasts completed for studies and projects.
- The operations analysis identified corridors considered to be higher risk from an operations perspective by using the Infrastructure Condition Evaluation for Operations (ICE-OPS) tool, which is a system screening tool that quantifies the relative risk to the safe and reliable operation of the system.
- The flood resiliency analysis identified corridors vulnerable to a 100-year flood event by using a resiliency metric that includes robustness, redundancy, and criticality components.

For the Interstate system specifically, the I3P identifies what portions of that system may require capacity improvements and helps guide the management of that system. There are two other statewide planning efforts that relate specifically to system reliability and freight movement and help identify strategies and projects to improve these items. These include the Transportation Systems Management and Operations (TSMO) planning framework and the State Freight Plan (SFP).

System reliability can be enhanced through TSMO planning efforts, which have increased significantly over the past decade. The aim of TSMO is to proactively manage the performance of the state's transportation system, particularly by managing or mitigating

congestion and incidents. Iowa DOT's TSMO Plan, individual Service Layer Plans, and regional studies for Integrated Corridor Management have included projects and activities that will continue to advance the use of TSMO strategies in the state and improve operations of the highway system.

Freight movements for all modes are addressed in the SFP, which includes a detailed analysis and prioritization of freight bottlenecks, a freight improvement plan, and a freight investment plan. Bottlenecks are locations that should be considered for further study and possibly for future improvements. A detailed analysis was performed to prioritize the bottlenecks based on their value to the overall system, traffic and infrastructure condition, and travel time performance. State projects identified in the freight investment plan and programmed in the STIP are highly-ranked freight bottlenecks.

The SFP also identifies several strategies that help direct investments made in the STIP. These include:

- Target investment to address mobility issues that impact freight movements.
- Target investment in the Iowa Multimodal Freight Network (IMFN) at a level that reflects the importance of this system for moving freight.
- Right-size the highway system and apply cost-effective solutions to locations with existing and anticipated issues.
- Enhance planning and asset management practices for the IMFN by utilizing designs and treatments that are compatible with significant freight movements.

System reliability and freight target-setting involved an internal DOT working group and coordination with MPOs. The target-setting methodology used current and historical data on condition and funding to forecast future condition. Operations-related improvements are programmed to help meet the desired outcomes documented in the SLRTP, I3P, SFP, and TSMO-related plans, and to continue making progress towards PM3 targets.

Related to asset management and system resilience, 23 CFR Part 667 requires a periodic evaluation of public roads that have been impacted two or more times since 1997 by a natural or man-made disaster resulting in an emergency or disaster declared by the

Governor or the President and had permanent repairs completed using Federal funds. Any such locations that are targeted for projects to be completed with Federal funds would need to consider reasonable alternatives that could:

- 1) Reduce the need for Federal funds to be expended on emergency repair and reconstruction activities;
- 2) Better protect public safety and health and the human and natural environment; and
- 3) Meet transportation needs as described in the relevant and applicable Federal, State, local, and tribal plans and programs.

Iowa DOT completed this evaluation in November 2020 and identified six state-owned locations and two locally owned locations that appear to meet the review requirements. With the identification of these eight locations, Iowa DOT will continue to utilize its Project Prioritization and Scoping tool to review these locations in the event a project is being developed within one of the eight identified areas. Iowa DOT will also work with the local asset owners to further review these locations and ensure compliance with the regulations in the event of a project in an identified area. Iowa DOT will continue to monitor all identified damage locations for future ER events and communicate within the department and with other system owners whenever new locations are found to meet the requirements set forth in regulation.

The culmination of the DOT efforts outlined above is the approval of the DOT Five-Year Program. This document, approved by the Iowa Transportation Commission, incorporates a five-year plan for transportation investments on the highway system and includes various other modal programs. The current Iowa DOT Five-Year Program can be found at:

https://iowadot.gov/program_management/Five-Year-Program

Local Sponsor Programming Processes

Projects included in the STIP, but not located on the primary system, are identified and programmed through Iowa's regional transportation planning process. In February 2018, Iowa's Transportation Commission approved a Federal Aid Swap policy that allows certain locally sponsored projects to swap targeted

federal aid dollars for state Primary Road Fund (PRF) dollars. That policy was revised by the Commission in July 2022 to reflect changes made in the new IIJA transportation bill. As part of IIJA implementation Iowa's Swap policy is now more limited. Swap funded projects have been included in the STIP document to provide a comprehensive listing of transportation improvements funded through the state of Iowa's federal aid apportionments and PRF dollars.

Iowa's 18 RPAs and 9 MPOs annually receive targets of federal STBG and TAP funding for which they are responsible for programming. These organizations provide input to the STIP by conducting regional transportation planning efforts including project selection for targeted STBG/Swap funding. Projects identified by each agency are local priorities and are consistent with each agency's long-range transportation plan.

In addition to the STBG/Swap funded projects noted above, the STIP also includes county and city bridge projects funded with federal aid and Swap funding. Federal aid and Swap funds are targeted directly to Iowa's 99 counties for investment in secondary road bridge infrastructure. The Iowa DOT also administers a city bridge program which makes federal aid and Swap funding available for investment in municipal bridge projects. City and county bridge projects funded with FHWA or Swap funding are included in MPO and RPA TIPs and carried forward to the STIP.

A number of additional grant programs are administered by the Iowa DOT which target FHWA and Swap funding to locally sponsored projects. Funding available to local sponsors includes Carbon Reduction, CMAQ, NHFP, HSIP, and Recreational Trails. The projects selected for funding as part of these grant programs are programmed in MPO and RPA TIPs and included in the STIP.

Federal Transit Administration Programming Process

In addition to the FHWA program of projects outlined above, the draft STIP includes all projects for which Federal Transit Administration (FTA) funding may be utilized. The transit portion

of the STIP was developed by Iowa’s MPOs and RPAs in cooperation with the state’s large urban, small urban, and regional transit systems.

Public transit capital projects included in the STIP align with the transit asset management (TAM) planning and target setting processes undertaken by the Iowa DOT, transit agencies, and MPOs. The Iowa DOT establishes a group TAM plan and group targets for all small urban and rural providers while large urban providers establish their own TAM plans and targets. Investments are made in alignment with TAM plans with the intent of keeping the state’s public transit vehicles and facilities in a state of good repair and meeting transit asset management targets. The Iowa DOT allocates funding for transit rollingstock in accordance with the Public Transit Management System process. In addition, the Iowa DOT awards public transit infrastructure grants in accordance with the project priorities established in Iowa Code chapter 924. Additional state and federal funding sources that can be used by transit agencies for vehicle and facility improvements are outlined in the funding chapter of the Transit Manager’s Handbook. Individual transit agencies determine the use of these sources for capital and operating expenses based on their local needs.

Public transit projects included in the STIP align with the transit safety planning and target setting processes undertaken by the transit agencies and MPOs. While the Iowa DOT provided assistance with the development of initial Public Transportation Agency Safety Plans (PTASPs), each large urban transit provider is responsible for implementing its PTASP, which includes transit safety targets. Investments are made in alignment with PTASPs with the intent of keeping the state’s public transit operations, vehicles, and facilities safe and meeting transit safety targets. State and federal funding sources that can be used by transit agencies for operations, vehicles, and facility improvements are outlined in the funding chapter of the Transit Manager’s Handbook. Individual transit agencies determine the use of these sources for capital and operating expenses based on their local needs.

Financial Analysis

The STIP identifies federal aid candidates for roadway, transit, and

alternative investments for four federal fiscal years. The amount of FHWA funding considered available for the various apportionment (formula) categories are based on projected apportionments for the upcoming four-year period. For the purpose of fiscally constraining the STIP, FFY 2024-2027 federal aid apportionments have been based on FHWA notification of IJJA apportionments to Iowa. Some projects identified for funding from demonstration or other allocation (nonformula) programs are also included in the STIP. These other categories of funds have been programmed within amounts expected to be available from nonformula sources in the year programmed.

The table on page 9 shows proposed FHWA funding by appropriation code and year. Although the programmed amounts may exceed annual apportionments funds carried over from earlier years cover any annual deficits. The table also details estimated advance construction (AC) candidate projects and AC conversions. Additional information regarding the Iowa DOT’s use of the AC provision is provided later in the Financial Analysis section of the STIP. The programmed amounts shown in the fiscal constraint table express project costs in year of expenditure (YOE) dollars. The costs were adjusted to account for inflation by individual project sponsors.

The AC provision is an important aspect of Iowa DOT’s cash flow management process that cannot be used effectively without the ability to authorize federal aid candidates and costs that exceed the baseline annual federal aid apportionments. The Iowa DOT maintains a “backlog” of AC projects to optimize federal aid as it relates to DOT funding strategies and revenue streams. This is done so the department can accomplish full recovery of obligation authority at an accelerated rate by converting AC projects against new apportionments for work substantially completed, and accomplishing new projects under the AC umbrella. Furthermore, the use of the AC provision offers the department additional security in ensure all federal aid obligation limitation will be obligated in the FFY it becomes available.

The State of Iowa plans to continue this strategy by requesting authorization of many of the federal aid projects identified in the STIP as AC candidates and converting previous AC candidates for reimbursement on completed contracts. A listing of authorized AC

candidates is maintained by the FHWA and the Iowa DOT and is included in the appendix.

Although federal funds do provide a portion of the funding available for the highway construction program they are not the largest funding component for the Iowa DOT. Federal aid funds are an even smaller portion of local governments’ transportation budgets in Iowa. The table on page 10 demonstrates total nonfederal aid revenues estimated to be available for transportation investments within the four-year STIP period. In addition, the STIP includes information illustrating estimated operations and maintenance costs associated with management of the federal aid system. These amounts are shown on page 11. A comparison of the two tables demonstrates that state and local governments have sufficient nonfederal aid revenues available to cover the estimated cost of maintaining and operating the federal aid system. Furthermore, the state and local transportation revenues documented on page 10 demonstrate that the Iowa DOT and local project sponsors of federal aid projects have sufficient local funding to meet federal aid matching requirements.

Several projects have been identified in the STIP that are not fully funded. These projects are candidates for other funding and those funding opportunities will be pursued to fully fund the project and keep them on schedule. Underfunded amounts are identified in the “Grant App” funding row of the STIP highway project list.

The transit program identified in the STIP reflects the majority of transit activities in the state of Iowa. The amount available for FTA programs is based on expected allocations that will not be determined until after FFY 2024 has begun. Projected revenues used for programming (shown in the following table) are based on recent experience. Unlike FHWA programs, whereby the Iowa DOT is sponsor for a significant portion of the proposed expenditures, sponsors for transit activities are local governments and/or the service providers. Although some state funds are distributed to support transit activities, administration of the various programs occurs at the local level. Because costs related to transit capital and operating costs are relatively stable, it is unlikely reduced funding levels can be offset by any potential reductions in project costs. If available funds are less than projected, projects will be deferred or additional nonfederal shares will become the responsibility of the

local sponsors. If funding is available beyond levels identified, additional expenditures may be rescheduled from the 2024 proposals. As during previous programming periods, a revised program will be submitted to the FTA if actual allocations differ significantly from current estimates.

| 2024-2027 Statewide Transportation Improvement Program | | | | | |
|--|---------|---------------|--------------|--------------|--------------|
| Name | Funding | FY24 | FY25 | FY26 | FY27 |
| Metropolitan Planning Program | 5303 | \$642,122 | \$156,997 | \$156,997 | \$96,000 |
| State Planning and Research | 5304 | \$57,142 | \$57,142 | \$57,142 | \$33,048 |
| Urbanized Area Formula Program | 5307 | \$47,631,603 | \$27,681,809 | \$26,601,658 | \$52,534,320 |
| Special Needs Program | 5310 | \$2,988,923 | \$1,505,088 | \$1,347,899 | \$1,352,191 |
| Nonurbanized Area Formula Program | 5311 | \$18,176,829 | \$8,660,194 | \$8,716,483 | \$7,810,607 |
| New Freedom Program | 5317 | | | \$77,699 | |
| Alternative Analysis Program | 5339 | \$159,007,655 | \$65,439,794 | \$9,539,400 | \$9,249,428 |
| Congestion Mitigation / Air Quality Program | CMAQ | | \$50,000 | | |
| Demonstration Program | DEMO | \$750,000 | | | |
| Iowa Clean Air Attainment Program | ICAAP | \$593,857 | \$477,091 | \$850,204 | \$463,710 |
| State Infrastructure Grant Program | PTIG | \$3,501,250 | \$500,000 | | |
| State Aid Program | STA | \$16,205,608 | \$9,511,918 | \$9,512,324 | \$8,675,570 |
| Surface Transportation Block Grant Program | STBG | \$2,123,025 | \$1,300,000 | \$1,597,000 | \$1,300,000 |
| Surface Transportation Program | STP | \$225,000 | | | |

The above information, when considered with the financial information contained on page 9, demonstrates that the 2024-2027 Iowa STIP is fiscally constrained given currently programmed federal aid amounts, estimated AC conversions, balances of contract authority, and estimated apportionments through FFY 2027.

**2024-2027 Statewide Transportation Improvement Program
FHWA Program Federal-Aid Summary (x \$1000)**

| | APPROX UNOBLIG BALANCE 8/22/22 | EST 2024 APPORTIONMENT | APPROX UNOBLIG BALANCE | EST 2024 FEDERAL-AID AUTHORIZATIONS | EST 2025 APPORTIONMENT | EST 2025 FEDERAL-AID AUTHORIZATIONS | EST 2026 APPORTIONMENT | EST 2026 FEDERAL-AID AUTHORIZATIONS | EST 2027 APPORTIONMENT | EST 2027 FEDERAL-AID AUTHORIZATIONS |
|--|--------------------------------------|---------------------------|---------------------------|---|---------------------------|---|---------------------------|---|---------------------------|---|
| Formula Fund Authorizations | | | | | | | | | | |
| National Highway Performance Program | 3,764.0 | 372,948.0 | 376,712.0 | 159,617.0 | 380,407.0 | 146,860.0 | 388,015.0 | 176,389.0 | 388,015.0 | 137,421.0 |
| Highway Safety Improvement Program | 0.0 | 36,709.0 | 36,709.0 | 34,289.0 | 37,555.0 | 31,950.0 | 38,419.0 | 32,850.0 | 38,419.0 | 33,750.0 |
| Congestion Mitigation Air Quality | 0.0 | 12,548.0 | 12,548.0 | 4,557.0 | 12,799.0 | 4,000.0 | 13,055.0 | 27,867.0 | 13,055.0 | 14,826.0 |
| Metropolitan Planning | 0.0 | 2,722.0 | 2,722.0 | 2,722.0 | 2,777.0 | 2,777.0 | 2,832.0 | 2,832.0 | 2,832.0 | 2,832.0 |
| Statewide Planning | 13,875.0 | 12,674.0 | 26,549.0 | 0.0 | 12,930.0 | 0.0 | 13,190.0 | 0.0 | 13,190.0 | 0.0 |
| Bridge Formula Program | 135,626.0 | 79,399.0 | 215,025.0 | 118,424.0 | 79,399.0 | 106,618.0 | 79,399.0 | 79,721.0 | 79,399.0 | 89,950.0 |
| Bridge Formula Program Off System | 13,542.0 | 14,011.0 | 27,553.0 | 27,517.0 | 14,011.0 | 14,191.0 | 14,011.0 | 13,968.0 | 14,011.0 | 13,750.0 |
| Railroad Highway | 15,685.0 | 5,712.0 | 21,397.0 | 0.0 | 5,712.0 | 0.0 | 5,712.0 | 0.0 | 5,712.0 | 0.0 |
| STBG Urbanized | 12,507.0 | 20,788.4 | 33,295.4 | 34,276.0 | 21,204.2 | 20,822.0 | 21,628.2 | 15,534.0 | 21,628.2 | 13,672.0 |
| STBG 50-200k | 0.0 | 19,095.0 | 19,095.0 | 18,806.0 | 19,476.9 | 18,529.0 | 19,866.4 | 19,765.0 | 19,866.4 | 19,744.0 |
| STBG 5-49,999k | 0.0 | 16,354.7 | 16,354.7 | 17,620.0 | 16,681.8 | 4,126.0 | 17,015.4 | 2,202.0 | 17,015.4 | 14,594.0 |
| STBG <5k | 0.0 | 33,525.1 | 33,525.1 | 33,887.0 | 34,195.6 | 33,779.0 | 34,879.4 | 34,758.0 | 34,879.4 | 34,037.0 |
| STBG Off-System Bridge (Transfer to STBG Flex) | 75.0 | 11,223.0 | 11,298.0 | 2,819.0 | 11,223.0 | 8,520.0 | 11,223.0 | 14,608.0 | 11,223.0 | 3,045.0 |
| STBG Flex | 0.0 | 62,219.7 | 62,219.7 | 61,178.0 | 63,688.5 | 60,194.0 | 65,186.6 | 25,080.0 | 65,186.6 | 64,248.0 |
| TAP Urbanized | 2,489.0 | 2,302.9 | 4,791.9 | 4,646.0 | 2,352.7 | 500.0 | 2,403.5 | 1,330.0 | 2,403.5 | 721.0 |
| TAP 50-200k | 1,975.0 | 2,115.3 | 4,090.3 | 4,543.0 | 2,161.0 | 296.0 | 2,207.7 | 1,040.0 | 2,207.7 | 0.0 |
| TAP 5-49,999k | 2,768.0 | 1,811.8 | 4,579.8 | 4,723.0 | 1,850.9 | 568.0 | 1,890.9 | 538.0 | 1,890.9 | 0.0 |
| TAP <5k | 13,189.0 | 3,713.9 | 16,902.9 | 7,173.0 | 3,794.1 | 1,757.0 | 3,876.0 | 1,091.0 | 3,876.0 | 400.0 |
| TAP Flex | 15,676.0 | 6,910.1 | 22,586.1 | 0.0 | 7,059.4 | 5,000.0 | 7,211.9 | 5,000.0 | 7,211.9 | 5,000.0 |
| Recreational Trails Program | 4,075.0 | 1,375.0 | 5,450.0 | 2,350.0 | 1,375.0 | 1,674.0 | 1,375.0 | 1,674.0 | 1,375.0 | 1,374.0 |
| Carbon Reduction Urbanized | 4,524.0 | 2,330.1 | 6,854.1 | 0.0 | 2,376.6 | 0.0 | 2,424.2 | 0.0 | 2,424.2 | 0.0 |
| Carbon Reduction 50-200k | 4,154.0 | 2,139.6 | 6,293.6 | 29.0 | 2,182.4 | 0.0 | 2,226.1 | 0.0 | 2,226.1 | 1,267.0 |
| Carbon Reduction 5-49,999k | 3,796.0 | 1,955.0 | 5,751.0 | 0.0 | 1,994.1 | 0.0 | 2,034.0 | 0.0 | 2,034.0 | 0.0 |
| Carbon Reduction <5k | 8,359.0 | 4,305.5 | 12,664.5 | 0.0 | 4,391.6 | 0.0 | 4,479.5 | 0.0 | 4,479.5 | 0.0 |
| Carbon Reduction Flex | 5,609.0 | 5,777.8 | 11,386.8 | 3,000.0 | 5,893.3 | 3,000.0 | 6,011.3 | 3,000.0 | 6,011.3 | 3,000.0 |
| PROTECT (Transfer to STBG Flex) | 12,718.0 | 18,771.0 | 31,489.0 | 9,010.0 | 19,146.0 | 9,061.0 | 19,529.0 | 9,507.0 | 19,529.0 | 11,241.0 |
| National Highway Freight Program | 0.0 | 17,378.0 | 17,378.0 | 17,100.0 | 17,725.0 | 17,998.0 | 18,080.0 | 12,544.0 | 18,080.0 | 18,080.0 |
| TE and SRTS | 3,541.0 | 0.0 | 3,541.0 | 1,072.0 | 0.0 | 0.0 | 0.0 | 0.0 | 0.0 | 0.0 |
| Total | | 770,815.0 | 1,048,762.0 | 569,358.0 | 784,362.0 | 492,220.0 | 798,181.0 | 481,298.0 | 798,181.0 | 482,952.0 |
| Allocated Fund Authorizations | | | | | | | | | | |
| Demonstration Funds | 67,635.0 | 0.0 | 67,635.0 | 45,290.0 | 0.0 | 7,600.0 | 0.0 | 2,002.0 | 0.0 | 0.0 |
| Emergency Relief | 12,715.0 | 0.0 | 12,715.0 | 12,669.0 | 0.0 | 0.0 | 0.0 | 0.0 | 0.0 | 0.0 |
| Highway Infrastructure Program | 72,021.0 | 0.0 | 72,021.0 | 0.0 | 0.0 | 0.0 | 0.0 | 0.0 | 0.0 | 0.0 |
| Total | | | | 57,959.0 | | 7,600.0 | | 2,002.0 | | 0.0 |
| Advance Construction Candidates | | | | | | | | | | |
| National Highway Performance Program | | | | 204,706.0 | | 238,892.0 | | 295,076.0 | | 257,973.0 |
| Statewide Planning | | | | 12,674.0 | | 12,930.0 | | 13,190.0 | | 13,190.0 |
| Railroad Highway | | | | 5,791.0 | | 5,791.0 | | 5,791.0 | | 5,791.0 |
| STBG 5-49,999k | | | | 4,000.0 | | 16,493.0 | | 0.0 | | 0.0 |
| Total | | | | 227,171.0 | | 274,106.0 | | 314,057.0 | | 276,954.0 |
| Advance Construction Conversion | | | | | | | | | | |
| National Highway Performance Program | | | | 182,000.0 | | 268,000.0 | | 212,000.0 | | 250,000.0 |
| Statewide Planning | | | | 12,674.0 | | 12,930.0 | | 13,190.0 | | 13,190.0 |
| Railroad Highway | | | | 5,791.0 | | 5,791.0 | | 5,791.0 | | 5,791.0 |
| STBG Flex | | | | 0.0 | | 0.0 | | 44,000.0 | | 0.0 |
| STBG 5-49,999k | | | | 0.0 | | 0.0 | | 20,000.0 | | 0.0 |
| Bridge Formula Program | | | | 0.0 | | 5,000.0 | | 21,000.0 | | 30,000.0 |
| STBG Off-System Bridge (Transfer to STBG Flex) | | | | 0.0 | | 0.0 | | 0.0 | | 15,000.0 |
| Total | | | | 200,465.0 | | 291,721.0 | | 315,981.0 | | 313,981.0 |
| Total Apportioned Funds | | | | 770,815.0 | | 784,362.0 | | 798,181.0 | | 798,181.0 |
| Total Authorized Formula Funds & AC Conversions | | | | 769,823.0 | | 783,941.0 | | 797,279.0 | | 796,933.0 |
| | | | | 992.0 | | 421.0 | | 902.0 | | 1,248.0 |

| Program | Appropriation Codes | Program | Appropriation Codes |
|--------------------------------------|---|----------------------------------|---|
| National Highway Performance Program | Y001/Y002 | TAP 5-49,999k | Y307 |
| Highway Safety Improvement Program | Y530 | TAP 50-200k | Y306 |
| Congestion Mitigation Air Quality | Y400 | TAP <5k | M303/M3E3/Z303/Z3E3/Y308 |
| Metropolitan Planning | Y450 | TAP Flex | Z300/Y300/M302/M3E2/Z3E2/Z302 |
| Statewide Planning | Z55E/Y550/Y570H560/L560/L56E/M560/M56E/Z56E/Z560/Y560 | Recreational Trails Program | Y940 |
| Bridge Formula Program | Y110/Y113 | Carbon Reduction Urbanized | Y601 |
| Bridge Formula Program Off-System | Y120/Y123 | Carbon Reduction 50-200k | Y606 |
| Railroad Highway | Z540/Y540/Z550/Z55E | Carbon Reduction 5-50k | Y607 |
| STBG Urbanized | L23R/Z230/Y230 | Carbon Reduction <5k | Y608 |
| STBG 5-49,999k | Y237 | Carbon Reduction Flex | Y600 |
| STBG 50-200k | Y236 | Carbon Reduction Flex | Y800/Y810 |
| STBG <5k | Y238 | PROTECT | Y460 |
| STBG Off-System Bridge | Z233/Y233 | National Highway Freight Program | HU30/LU10/LU1E/LU1R/LU20/LU2E/LU2R/LU30/LU3E/LU3R/L22E/L22R |
| STBG Flex | Y240 | TE and SRTS | H660/Q920/HY10/HY20/LY10/LY20/LY30/S6C0/Y928/Y926 |
| TAP Urbanized | Z301/Z3E1/Y301 | Demonstration Funds | ER50/ER01/ER03/ER14 |
| | | Emergency Relief | Z919/Z920/Y908/Y909 |
| | | Highway Infrastructure Program | |

Forecasted Non Federal-aid Revenues

| | 2024 | 2025 | 2026 | 2027 |
|------------------------|------------------------|------------------------|------------------------|------------------------|
| RPA 1 | \$75,487,204 | \$76,996,949 | \$78,536,888 | \$80,107,625 |
| RPA 2 | \$106,427,152 | \$110,684,238 | \$115,111,608 | \$119,716,072 |
| RPA 3 | \$125,268,727 | \$120,279,476 | \$135,490,655 | \$140,910,281 |
| RPA 4 | \$66,549,512 | \$69,211,492 | \$71,979,952 | \$74,859,150 |
| RPA 5 | \$82,408,579 | \$84,056,750 | \$85,737,885 | \$87,452,643 |
| RPA 6 | \$85,571,284 | \$87,282,710 | \$89,028,364 | \$90,808,931 |
| RPA 7 | \$86,954,549 | \$88,693,640 | \$90,467,512 | \$92,276,863 |
| RPA 8 | \$87,270,790 | \$89,016,206 | \$90,796,530 | \$92,612,460 |
| RPA 9 | \$38,899,313 | \$40,649,782 | \$42,479,022 | \$44,390,578 |
| RPA 10 | \$121,935,974 | \$126,813,413 | \$131,885,949 | \$137,161,387 |
| RPA 11 | \$160,307,392 | \$166,719,688 | \$173,388,476 | \$180,324,014 |
| RPA 12 | \$62,409,399 | \$63,657,587 | \$64,930,739 | \$66,229,353 |
| RPA 13 | \$40,629,391 | \$41,441,979 | \$42,270,818 | \$43,116,234 |
| RPA 14 | \$37,004,844 | \$38,485,037 | \$40,024,439 | \$41,625,417 |
| RPA 15 | \$55,094,165 | \$56,196,048 | \$57,319,969 | \$58,466,369 |
| RPA 16 | \$58,654,671 | \$60,414,312 | \$62,226,741 | \$64,093,543 |
| RPA 17 | \$54,136,881 | \$56,302,355 | \$58,554,449 | \$60,896,628 |
| RPA 18 | \$58,460,790 | \$59,630,006 | \$60,822,606 | \$62,039,058 |
| Ames MPO | \$46,426,400 | \$48,283,456 | \$50,214,795 | \$52,223,387 |
| Cedar Rapids MPO | \$204,453,720 | \$208,542,795 | \$212,713,650 | \$216,967,923 |
| Council Bluffs MPO | \$28,208,825 | \$28,773,002 | \$29,348,462 | \$29,935,431 |
| Davenport MPO | \$103,619,906 | \$107,764,702 | \$112,075,290 | \$116,558,302 |
| Des Moines MPO | \$589,024,776 | \$612,585,767 | \$637,089,197 | \$662,572,765 |
| Dubuque MPO | \$25,462,611 | \$25,971,863 | \$26,491,300 | \$27,021,126 |
| Iowa City MPO | \$93,971,004 | \$97,729,844 | \$101,639,038 | \$105,704,599 |
| Sioux City MPO | \$67,450,407 | \$70,148,423 | \$72,954,360 | \$75,872,534 |
| Waterloo MPO | \$54,346,379 | \$55,433,307 | \$56,541,973 | \$57,672,812 |
| Iowa DOT | \$928,900,000 | \$934,800,000 | \$941,000,000 | \$947,100,000 |
| Total Statewide | \$3,545,334,645 | \$3,626,564,826 | \$3,731,120,667 | \$3,828,715,487 |

Forecasted Operations and Maintenance Expenditures on Federal-aid System

| | 2024 | 2025 | 2026 | 2027 |
|------------------------|----------------------|----------------------|----------------------|----------------------|
| RPA 1 | \$15,643,323 | \$16,269,056 | \$16,919,818 | \$17,596,611 |
| RPA 2 | \$18,871,008 | \$19,625,848 | \$20,410,882 | \$21,227,318 |
| RPA 3 | \$19,013,021 | \$19,773,541 | \$20,564,483 | \$21,387,062 |
| RPA 4 | \$10,894,788 | \$11,330,579 | \$11,783,802 | \$12,255,154 |
| RPA 5 | \$16,491,430 | \$17,151,087 | \$17,873,131 | \$18,550,616 |
| RPA 6 | \$12,047,462 | \$12,529,360 | \$13,030,535 | \$13,551,756 |
| RPA 7 | \$16,987,841 | \$17,667,355 | \$18,374,049 | \$19,109,011 |
| RPA 8 | \$14,289,927 | \$14,861,523 | \$15,455,984 | \$16,074,223 |
| RPA 9 | \$8,397,009 | \$8,774,874 | \$9,169,744 | \$9,582,382 |
| RPA 10 | \$25,166,980 | \$26,173,660 | \$27,220,606 | \$28,309,430 |
| RPA 11 | \$28,795,513 | \$29,947,334 | \$31,145,227 | \$32,391,035 |
| RPA 12 | \$13,793,001 | \$14,344,721 | \$14,918,510 | \$15,515,250 |
| RPA 13 | \$8,282,257 | \$8,613,548 | \$8,958,089 | \$9,316,413 |
| RPA 14 | \$7,461,507 | \$7,759,967 | \$8,070,366 | \$8,393,181 |
| RPA 15 | \$12,984,137 | \$13,503,502 | \$14,043,643 | \$14,605,388 |
| RPA 16 | \$12,304,094 | \$12,673,216 | \$13,053,413 | \$13,445,015 |
| RPA 17 | \$12,569,320 | \$13,072,561 | \$13,595,464 | \$14,139,283 |
| RPA 18 | \$14,322,426 | \$14,651,842 | \$14,988,834 | \$15,333,577 |
| Ames MPO | \$3,367,698 | \$3,502,406 | \$3,642,502 | \$3,788,202 |
| Cedar Rapids MPO | \$11,052,778 | \$11,273,833 | \$11,499,310 | \$11,729,296 |
| Council Bluffs MPO | \$3,127,180 | \$3,220,996 | \$3,317,625 | \$3,417,154 |
| Davenport MPO | \$5,024,572 | \$5,225,555 | \$5,434,578 | \$5,651,961 |
| Des Moines MPO | \$24,709,025 | \$25,697,386 | \$26,725,281 | \$27,794,292 |
| Dubuque MPO | \$3,111,856 | \$3,236,330 | \$3,365,784 | \$3,500,415 |
| Iowa City MPO | \$3,871,245 | \$4,026,095 | \$4,187,138 | \$4,354,624 |
| Sioux City MPO | \$4,698,327 | \$4,886,260 | \$5,081,711 | \$5,284,979 |
| Waterloo MPO | \$7,032,340 | \$7,313,634 | \$7,606,179 | \$7,910,426 |
| Iowa DOT | \$378,800,000 | \$390,800,000 | \$402,900,000 | \$415,100,000 |
| Total Statewide | \$713,110,066 | \$737,906,070 | \$763,336,688 | \$789,314,054 |

Public Participation

Iowa's public involvement procedures for federal aid candidates and other investments encourage public participation in development of transportation policy and project selection. Development of the state's transportation policy is the responsibility of the Iowa Transportation Commission, a citizen board appointed by the governor. Development of the state's Five-Year Program is subject to the review and approval of the Iowa Transportation Commission. Public meetings provide opportunities for public input directly to the Iowa Transportation Commission on, at a minimum, a monthly basis. Iowa Transportation Commission meetings are periodically held in locations outside the Iowa DOT's central complex to solicit input concerning its programming decisions. The department also maintains planning, field services coordination, and local systems staff at district offices to facilitate public involvement on a daily basis.

As noted earlier, the Iowa DOT develops projects based on an overall investment strategy consistent with the state's long-range plan. Some programs are intended to address specific aspects of the transportation systems, like highway safety or rail crossing signalization. Many projects and programs are developed to address transportation needs within an investment strategy that focuses portions of available funds toward economic development, maintenance and repairs, or system improvements. Many aspects of the programs, such as the railroad crossing improvements, clean air efforts, some bridge replacements, and highway safety have specific selection/ranking processes that have been adopted by the Iowa DOT to guide commitments of funds. Safety is always a foremost consideration.

The approximately 114,000 miles of public roads in Iowa are managed by various government agencies. The Iowa DOT holds jurisdiction over those portions of the system designated the Primary Road System (approximately 9,000 miles), which includes interstates. Other rural roadways are the responsibility of the county governments (approximately 90,000 miles). Cities and towns generally retain jurisdiction over roadways within their corporate limits (approximately 14,000 miles). Roadways on federal properties are under jurisdiction of the respective federal agencies, just as those

at state-owned facilities are under the jurisdiction of the various state agencies. Similarly, transit programs are administered by governmental agencies, generally on a city or regional basis.

Selection of projects funded by the FHWA and FTA occur at several levels, all subject to public participation requirements. Local programs are coordinated by MPOs in cities with populations greater than 50,000, and by similar organizations representing the "rural" areas called RPAs. In most situations, projects are initiated by sponsors within the MPO/RPA that are directly responsible for revenues required to match federal aid, providing future maintenance and other support, and accomplishing activities that are not selected for federal aid participation. Maps showing locations of the MPOs and RPAs, transit systems, and Iowa DOT district planners are provided in this document.

Cities, counties, transit services, and interested individuals assist MPOs and RPAs in developing local improvement programs and transportation services. Each planning organization held public forums to consider FHWA and FTA investments within their areas for the years 2024 through 2027. Written comments and emails could also be submitted. Each group considered proposed expenditures and developed priorities for their area. All are also encouraged to review proposals for improvements on the state system and may propose modifications to programmed projects or identify candidates for future consideration. Subsequently, each MPO and RPA generated a draft TIP, held public meetings to record comments concerning the proposed program, and submitted the final TIP to the Iowa DOT for integration into the draft STIP.

The Iowa DOT has also implemented public involvement procedures specific to the STIP. After compiling information contained in the Five-Year Program and MPO/RPA TIPs, an electronic copy of the draft STIP was distributed for public review through placement on the Iowa DOT's website. Additionally, an Iowa DOT news release was distributed notifying media and the public of the STIP availability. Finally, a special meeting to solicit public input concerning the draft STIP from a statewide perspective was held virtually on August 24, 2023.

All comments received by the Iowa DOT from STIP or other public participation activities that relate to state-level programming are provided to the Iowa Transportation Commission for consideration during development of the next Iowa TIP. A compilation of all public comments concerning the Iowa DOT's program will be available during review of the proposed TIP. Comments regarding projects generated at the local level will be used by the respective MPOs and RPAs during development of future TIPs.

Changing an Approved STIP

Revisions are defined as changes to a TIP/STIP that occur between scheduled annual updates. There are two types of changes that occur under the umbrella of revision. The first is a major revision or "amendment." The second is a minor revision or "administrative modification." The Iowa DOT requires that each MPO or RPA adopt these definitions and thresholds, at a minimum, when determining an amendment vs. an administrative modification.

Amendment

An amendment is a revision that involves a major change to a project included in the TIP/STIP. This includes an addition or deletion of a project, a major change in the amount of programmed federal aid, or a major change in design concept or scope such as a changing of project termini.

Administrative Modification

A minor revision to a TIP or STIP is an administrative modification. It includes minor changes or project phase costs, minor changes to funding sources of previously included projects, and minor changes to project or project phase initiation dates.

Amendment vs. Administrative Modification

There are four main components that can be used to determine whether a project change constitutes an amendment or an administrative modification. They include the following.

Project costs: Determination will be made based on the percentage change or dollar amount of change in federal aid. Projects in which the federal aid has been increased by more than 30 percent or total federal aid increases by \$2 million or more will require an amendment. Anything less can be processed as an administrative modification.

Schedule changes: Changes in schedules to projects that are included in the first four years of the TIP/STIP will be considered administrative modifications. Projects that are added or deleted from the TIP/STIP will be processed as amendments.

Funding sources: Additional federal funding sources to a project will require an amendment. Changes to funding from one source to another will require an administrative modification.

Scope changes: Changing project termini will be processed as an amendment. Other examples of changes that require amendment are changing the type of work from an overlay to reconstruction or changing the number of through lanes.

Procedural Requirements for Revisions

Amendments are considered major revisions and therefore have more procedural requirements. Requirements for approving an amendment to the STIP include an opportunity for public input, policy board approval of locally sponsored project amendments, and a redemonstration of fiscal constraint of the STIP. Public involvement for all locally sponsored project amendments will occur at the MPO and RPA level.

Statewide public review for Iowa DOT project amendments takes place prior to approval of the amendment in the STIP. Iowa DOT sponsored projects within an MPO must go through the MPO's adopted amendment process, which includes public review and approval by the appropriate boards and committees. When possible, Iowa DOT amendments within an RPA also go through the RPA's adopted amendment process. However, this is not required, and in

some instances Iowa DOT amendments in RPAs are approved based solely on the statewide public review performed by the Iowa DOT.

Administrative modifications have simplified procedures that allow more flexibility in the processing of changes. Each RPA and MPO is allowed to approve administrative modifications by seeking board approval or the planning agency may make minor changes administratively if the process to do so has been documented and approved by the appropriate technical and policy boards. Redemonstration of STIP fiscal constraint may be necessary for certain administrative modifications.

Fiscal Constraint – Revisions

In order to maintain fiscal constraint of the STIP document most revisions to the STIP that add a new project or increases a project's federal aid amount will require that a corresponding change be made to another programming entry to ensure that the STIP remains fiscally constrained. This requirement pertains to both administrative modifications and amendments to the STIP and is the responsibility of local project sponsors and local planning agencies for locally administered federal aid projects.

FHWA

Iowa Department of Transportation
800 Lincoln Way, Ames, IA 50010
Phone: 515-239-1409



RPA 0 / Statewide

| Project ID | Project Number | Approval Level | | 2024 | 2025 | 2026 | 2027 | Totals |
|-----------------------------------|---|----------------|--------------------|--------------|-------------|-------------|-------------|--------------|
| Sponsor | Location | Letting Date | | | | | | |
| STIP ID | Work Codes | | | | | | | |
| CMAQ | | | | | | | | |
| 25540 | STP-A-000T()--22-00 | FHWA Approved | Total | | \$5,000,000 | \$5,000,000 | \$5,000,000 | \$15,000,000 |
| Iowa Department of Transportation | Iowa Clean Air Attainment Program | | Federal Aid | | \$4,000,000 | \$4,000,000 | \$4,000,000 | \$12,000,000 |
| | Miscellaneous | | Regional | | | | | |
| | | | Swap | | | | | |
| CRP | | | | | | | | |
| 23405 | CRP-000s()--8P-00 | FHWA Approved | Total | \$3,800,000 | \$3,800,000 | \$3,800,000 | \$3,800,000 | \$15,200,000 |
| Iowa Department of Transportation | Bus Replacement: Large Urban and Rural Areas | | Federal Aid | \$3,000,000 | \$3,000,000 | \$3,000,000 | \$3,000,000 | \$12,000,000 |
| 24456 | Transit Investments | | Regional | | | | | |
| | | | Swap | | | | | |
| ER | | | | | | | | |
| 15055 | ER-000T()--58-00 | FHWA Approved | Total | \$12,669,000 | | | | \$12,669,000 |
| Iowa Department of Transportation | STATEWIDE: EMERGENCY RELIEF PROGRAM PROJECTS TO BE DETERMINED | | Federal Aid | \$12,669,000 | | | | \$12,669,000 |
| 24457 | Miscellaneous | | Regional | | | | | |
| | | | Swap | | | | | |
| HSIP | | | | | | | | |
| 25371 | HSIP-000T()--2H-00 | FHWA Approved | Total | \$2,000,000 | \$2,000,000 | \$2,000,000 | \$2,000,000 | \$8,000,000 |
| Iowa Department of Transportation | Statewide Interstate Guardrail Repair | | Federal Aid | \$1,800,000 | \$1,800,000 | \$1,800,000 | \$1,800,000 | \$7,200,000 |
| 24458 | Guardrail Repair | | Regional | | | | | |
| | | | Swap | | | | | |
| 8109 | HSIP-000T()--2H-00 | FHWA Approved | Total | \$500,000 | \$500,000 | \$500,000 | \$500,000 | \$2,000,000 |
| Iowa Department of Transportation | Statewide Railroad Crossings | | Federal Aid | \$450,000 | \$450,000 | \$450,000 | \$450,000 | \$1,800,000 |
| 24459 | Miscellaneous | | Regional | | | | | |
| | | | Swap | | | | | |

| Project ID | Project Number | Approval Level | | 2024 | 2025 | 2026 | 2027 | Totals |
|------------|----------------|----------------|--|------|------|------|------|--------|
| Sponsor | Location | Letting Date | | | | | | |
| STIP ID | Work Codes | | | | | | | |

HSIP

| | | | | | | | | |
|-----------------------------------|--|---------------|----------------------|--------------------|---------------------|---------------------|---------------------|----------------------|
| 54603 | HSIPX-000()--3L-00 | FHWA Approved | Total | \$530,000 | | | | \$530,000 |
| Iowa Department of Transportation | Various Routes in District 6 | | Federal Aid | \$477,000 | | | | \$477,000 |
| 24340 | Pavement Rehab | | Regional Swap | | | | | |
| 54648 | HSIPX-000()--3L-00 | FHWA Approved | Total | \$1,000,000 | | | | \$1,000,000 |
| Iowa Department of Transportation | Interchanges and Intersections - Various Locations Statewide | | Federal Aid | \$900,000 | | | | \$900,000 |
| 24369 | Traffic Signs | | Regional Swap | | | | | |
| 54683 | HSIPX-000()--3L-00 | FHWA Approved | Total | \$2,800,000 | | | | \$2,800,000 |
| Iowa Department of Transportation | Various Locations in District 1 and District 6 | | Federal Aid | \$2,520,000 | | | | \$2,520,000 |
| 24378 | Miscellaneous | | Regional Swap | | | | | |
| 16 | RRP-000T()--48-00 | FHWA Approved | Total | \$6,433,926 | \$6,433,926 | \$6,433,926 | \$6,433,926 | \$25,735,704 |
| Iowa Department of Transportation | Railroad Highway Crossing and Surface Repair Programs | | Federal Aid | \$5,790,534 | \$5,790,534 | \$5,790,534 | \$5,790,534 | \$23,162,136 |
| 24460 | Pavement Rehab, Railroad Signals | | Regional Swap | | | | | |
| 15169 | HSIP-000T()--2H-00 | FHWA Approved | Total | | \$33,000,000 | \$34,000,000 | \$35,000,000 | \$102,000,000 |
| Iowa Department of Transportation | Statewide safety projects including centerline rumble strips, intersection improvements, and pavement markings | | Federal Aid | | \$29,700,000 | \$30,600,000 | \$31,500,000 | \$91,800,000 |
| | Pave, Traffic Signals, Pavement Markings | | Regional Swap | | | | | |

| Project ID | Project Number | Approval Level | | 2024 | 2025 | 2026 | 2027 | Totals |
|------------|----------------|----------------|--|------|------|------|------|--------|
| Sponsor | Location | Letting Date | | | | | | |
| STIP ID | Work Codes | | | | | | | |

MISC

| | | | | | | | | |
|-----------------------------------|--|---------------|----------------------|-------------|-------------|-------------|-------------|--------------|
| 13250 | MISC-000T())--XX-00 | FHWA Approved | Total | \$2,500,000 | \$2,500,000 | \$2,500,000 | \$2,500,000 | \$10,000,000 |
| Iowa Department of Transportation | Allocated Funds: Research, Tech, Min Bus, Seatbelt, Use Tax, Inv, NCPD, Etc. | | Federal Aid | \$2,000,000 | \$2,000,000 | \$2,000,000 | \$2,000,000 | \$8,000,000 |
| 24461 | Miscellaneous | | Regional Swap | | | | | |

NHFP

| | | | | | | | | |
|-----------------------------------|--|---------------|----------------------|--|-------------|-------------|-------------|-------------|
| 37003 | INHFP-000T())--0F-00 | FHWA Approved | Total | | \$1,917,222 | \$2,008,777 | \$2,008,777 | \$5,934,776 |
| Iowa Department of Transportation | Linking Iowa's Freight Transportation System | | Federal Aid | | \$1,725,500 | \$1,807,900 | \$1,807,900 | \$5,341,300 |
| | Miscellaneous | | Regional Swap | | | | | |

NHPP

| | | | | | | | | |
|-----------------------------------|---------------------------------------|---------------|----------------------|-------------|---------------|---------------|---------------|---------------|
| 16883 | IM-000T())--13-00 | FHWA Approved | Total | \$500,000 | \$500,000 | \$500,000 | \$500,000 | \$2,000,000 |
| Iowa Department of Transportation | STATEWIDE INTERSTATE LIGHTING | | Federal Aid | \$450,000 | \$450,000 | \$450,000 | \$450,000 | \$1,800,000 |
| 24462 | Lighting | | Regional Swap | | | | | |
| 16884 | IM-000T())--13-00 | FHWA Approved | Total | \$1,000,000 | \$1,000,000 | \$1,000,000 | \$1,000,000 | \$4,000,000 |
| Iowa Department of Transportation | STATEWIDE INTERSTATE SIGNING | | Federal Aid | \$900,000 | \$900,000 | \$900,000 | \$900,000 | \$3,600,000 |
| 24463 | Traffic Signs | | Regional Swap | | | | | |
| 13745 | NHSX-000T())--3H-00 | FHWA Approved | Total | | \$150,000,000 | \$155,000,000 | \$200,000,000 | \$505,000,000 |
| Iowa Department of Transportation | Non-Interstate Pavement Modernization | | Federal Aid | | \$35,000,000 | \$37,500,000 | \$40,000,000 | \$112,500,000 |
| | Pavement Rehab | | Regional Swap | | | | | |

PRF

| | | | | | | | | |
|-----------------------------------|---|---------------|----------------------|-------------|-------------|--------------|--------------|--------------|
| 38343 | IMN-000T())--0E-00 | FHWA Approved | Total | \$9,500,000 | \$9,500,000 | \$14,500,000 | \$14,500,000 | \$48,000,000 |
| Iowa Department of Transportation | STATEWIDE INTERSTATE PAVEMENT MAINTENANCE | | Federal Aid | | | | | |
| | Pavement Rehab | | Regional Swap | | | | | |

| Project ID | Project Number | Approval Level | | 2024 | 2025 | 2026 | 2027 | Totals |
|------------|----------------|----------------|--|------|------|------|------|--------|
| Sponsor | Location | Letting Date | | | | | | |
| STIP ID | Work Codes | | | | | | | |

PRF

| | | | | | | | | |
|-----------------------------------|--|---------------|----------------------|--------------|--------------|--------------|--------------|---------------|
| 16885 | NHSN-000T(--2R-00 | FHWA Approved | Total | \$8,800,000 | \$8,900,000 | \$9,000,000 | \$9,100,000 | \$35,800,000 |
| Iowa Department of Transportation | STATEWIDE INTERSTATE REST AREA MAINTENANCE | | Federal Aid | | | | | |
| | Rest Area Improvement | | Regional Swap | | | | | |
| 52614 | STPN-0(--2J-0 | FHWA Approved | Total | \$5,750,000 | \$5,750,000 | \$5,750,000 | \$5,750,000 | \$23,000,000 |
| Iowa Department of Transportation | Statewide ITS | | Federal Aid | | | | | |
| | Traffic Signs | | Regional Swap | | | | | |
| 8114 | STPN-000S (--2J-00 | FHWA Approved | Total | \$36,850,000 | \$37,350,000 | \$37,850,000 | \$38,350,000 | \$150,400,000 |
| Iowa Department of Transportation | Statewide Contract Maintenance | | Federal Aid | | | | | |
| | Miscellaneous | | Regional Swap | | | | | |
| 8112 | STPN-000T (--2J-00 | FHWA Approved | Total | \$6,000,000 | \$6,000,000 | \$6,000,000 | \$6,000,000 | \$24,000,000 |
| Iowa Department of Transportation | EMERGENCY - CONTINGENCY - U-STEP/C-STEP & TJ RESERVE | | Federal Aid | | | | | |
| | Miscellaneous | | Regional Swap | | | | | |
| 33936 | STPN-000T(--2J-00 | FHWA Approved | Total | \$4,000,000 | \$4,500,000 | \$5,000,000 | \$5,500,000 | \$19,000,000 |
| Iowa Department of Transportation | AMERICANS WITH DISABILITIES ACT | | Federal Aid | | | | | |
| | Miscellaneous | | Regional Swap | | | | | |
| 14 | STPN-000T(--2J-00 | FHWA Approved | Total | \$2,250,000 | \$2,500,000 | \$2,500,000 | \$2,500,000 | \$9,750,000 |
| Iowa Department of Transportation | COOPERATIVE CITY/COUNTY/STATE HIGHWAY RESEARCH | | Federal Aid | | | | | |
| | Miscellaneous | | Regional Swap | | | | | |

| Project ID | Project Number | Approval Level | | 2024 | 2025 | 2026 | 2027 | Totals |
|------------|----------------|----------------|--|------|------|------|------|--------|
| Sponsor | Location | Letting Date | | | | | | |
| STIP ID | Work Codes | | | | | | | |

PRF

| | | | | | | | | |
|-----------------------------------|---|---------------|----------------------|--------------|--------------|--------------|--------------|---------------|
| 45526 | STPN-000T()--2J-00 | FHWA Approved | Total | \$30,000,000 | \$30,000,000 | \$30,000,000 | \$30,000,000 | \$120,000,000 |
| Iowa Department of Transportation | POST LETTING PROJECT COST | | Federal Aid | | | | | |
| | Miscellaneous | | Regional Swap | | | | | |
| 3 | STPN-000T()--2J-00 | FHWA Approved | Total | \$59,000,000 | \$59,000,000 | \$59,000,000 | \$59,000,000 | \$236,000,000 |
| Iowa Department of Transportation | STATEWIDE CONSULTANT SERVICES | | Federal Aid | | | | | |
| | Outside Services Engineering | | Regional Swap | | | | | |
| 13428 | STPN-000T()--2J-00 | FHWA Approved | Total | \$2,500,000 | \$2,500,000 | \$2,500,000 | \$2,500,000 | \$10,000,000 |
| Iowa Department of Transportation | STATEWIDE ROADSIDE IMPROVEMENTS | | Federal Aid | | | | | |
| | Landscaping | | Regional Swap | | | | | |
| 8113 | STPN-000T()--2J-00 | FHWA Approved | Total | \$5,000,000 | \$5,000,000 | \$5,000,000 | \$5,000,000 | \$20,000,000 |
| Iowa Department of Transportation | STATEWIDE TRAFFIC CONTROL DEVICES AND SIGNS | | Federal Aid | | | | | |
| | Traffic Signs | | Regional Swap | | | | | |
| 52793 | STPN-000T()--2J-00 | FHWA Approved | Total | \$11,000,000 | \$11,000,000 | \$11,000,000 | \$11,000,000 | \$44,000,000 |
| Iowa Department of Transportation | STATEWIDE OPERATIONS | | Federal Aid | | | | | |
| | Traffic Operations (other) | | Regional Swap | | | | | |
| 54815 | STPN-000T()--2J-00 | FHWA Approved | Total | \$15,000,000 | \$15,000,000 | \$15,000,000 | \$15,000,000 | \$60,000,000 |
| Iowa Department of Transportation | WINTER MAINTENANCE MATERIALS | | Federal Aid | | | | | |
| | Work Not Assigned | | Regional Swap | | | | | |

RTP

| | | | | | | | | |
|-----------------------------------|---------------------------------|---------------|----------------------|---------|--|--|--|---------|
| 54812 | NRT-000T(296)--9G-00 | FHWA Approved | Total | \$7,000 | | | | \$7,000 |
| Iowa Department of Transportation | Support for 2024 Bicycle Summit | | Federal Aid | \$6,000 | | | | \$6,000 |
| 24465 | Ped/Bike Miscellaneous | | Regional Swap | | | | | |

| Project ID | Project Number | Approval Level | | 2024 | 2025 | 2026 | 2027 | Totals |
|------------|----------------|----------------|--|------|------|------|------|--------|
| Sponsor | Location | Letting Date | | | | | | |
| STIP ID | Work Codes | | | | | | | |

RTP

| | | | | | | | | |
|-----------------------------------|-------------------------------------|---------------|----------------------|------------------|--------------------|--------------------|--------------------|--------------------|
| 54811 | NRT-IASNOWMOBILES(295)--9G-00 | FHWA Approved | Total | \$307,500 | | | | \$307,500 |
| Iowa State Snowmobile Association | Snowmobile Trail Maintenance | | Federal Aid | \$246,000 | | | | \$246,000 |
| 24464 | Ped/Bike Miscellaneous | | Regional Swap | | | | | |
| 40058 | NRT-000T)--9G-00 | FHWA Approved | Total | | \$1,717,704 | \$1,717,704 | \$1,717,704 | \$5,153,112 |
| Iowa Department of Transportation | Federal Recreational Trails Program | | Federal Aid | \$1,374,000 | \$1,374,000 | \$1,374,000 | \$1,374,000 | \$4,122,000 |
| | Miscellaneous | | Regional Swap | | | | | |

SPR

| | | | | | | | | |
|-----------------------------------|---|---------------|----------------------|---------------------|---------------------|---------------------|---------------------|---------------------|
| 22190 | SPR-000T)--8H-00 | FHWA Approved | Total | \$15,842,283 | \$16,162,000 | \$16,488,110 | \$16,488,110 | \$64,980,503 |
| Iowa Department of Transportation | SPR; Technology Transfer; DOT Co-op/Intern Program; Management Systems. Snooper Trucks. | | Federal Aid | \$12,673,827 | \$12,929,600 | \$13,190,488 | \$13,190,488 | \$51,984,403 |
| 24466 | Miscellaneous | | Regional Swap | | | | | |

STBG

| | | | | | | | | |
|-----------------------------------|---|---------------|----------------------|--------------------|--------------------|--------------------|--------------------|---------------------|
| 8119 | STP-000T)--2C-00 | FHWA Approved | Total | \$360,000 | \$360,000 | \$360,000 | \$360,000 | \$1,440,000 |
| Iowa Department of Transportation | PREVOCATIONAL TRAINING, OJTSS, AND DBE SUPPORT SERVICES | | Federal Aid | \$288,000 | \$288,000 | \$288,000 | \$288,000 | \$1,152,000 |
| 24467 | Miscellaneous | | Regional Swap | | | | | |
| 8252 | STP-000T)--2C-00 | FHWA Approved | Total | \$1,000,000 | \$1,000,000 | \$1,000,000 | \$1,000,000 | \$4,000,000 |
| Iowa Department of Transportation | Construction Industry Training Program | | Federal Aid | \$800,000 | \$800,000 | \$800,000 | \$800,000 | \$3,200,000 |
| 24468 | Miscellaneous | | Regional Swap | | | | | |
| 54808 | STP-000T)--ST-00 | FHWA Approved | Total | \$3,750,000 | \$3,750,000 | \$3,750,000 | \$3,750,000 | \$15,000,000 |
| Iowa Department of Transportation | Iowa DOT Intern Program | | Federal Aid | \$3,000,000 | \$3,000,000 | \$3,000,000 | \$3,000,000 | \$12,000,000 |
| 24453 | Work Not Assigned | | Regional Swap | | | | | |

| Project ID | Project Number | Approval Level | | 2024 | 2025 | 2026 | 2027 | Totals |
|------------|----------------|----------------|--|------|------|------|------|--------|
| Sponsor | Location | Letting Date | | | | | | |
| STIP ID | Work Codes | | | | | | | |

STBG

| | | | | | | | | |
|-----------------------------------|---------------------------|---------------|----------------------|------------------|------------------|------------------|------------------|--------------------|
| 54809 | STP-000T()--ST-00 | FHWA Approved | Total | \$200,000 | \$200,000 | \$200,000 | \$200,000 | \$800,000 |
| Iowa Department of Transportation | Snooper Truck Replacement | | Federal Aid | \$160,000 | \$160,000 | \$160,000 | \$160,000 | \$640,000 |
| 24454 | Work Not Assigned | | Regional Swap | | | | | |
| 9662 | TAP-R- 000T()--8T-00 | FHWA Approved | Total | \$500,000 | \$500,000 | \$500,000 | \$500,000 | \$2,000,000 |
| Iowa Department of Transportation | SCENIC BYWAYS PROGRAM | | Federal Aid | \$400,000 | \$400,000 | \$400,000 | \$400,000 | \$1,600,000 |
| 24469 | Miscellaneous | | Regional Swap | | | | | |

SWAP-HSIP

| | | | | | | | | |
|-----------------------------------|---------------------------------|---------------|----------------------|--|--------------------|--------------------|--------------------|---------------------|
| 39497 | HSIP-SWAP-000T()--SJ-00 | FHWA Approved | Total | | \$5,000,000 | \$5,000,000 | \$5,000,000 | \$15,000,000 |
| Iowa Department of Transportation | On STATEWIDE HSIP LOCAL PROGRAM | | Federal Aid | | | | | |
| | Miscellaneous | | Regional Swap | | \$5,000,000 | \$5,000,000 | \$5,000,000 | \$15,000,000 |

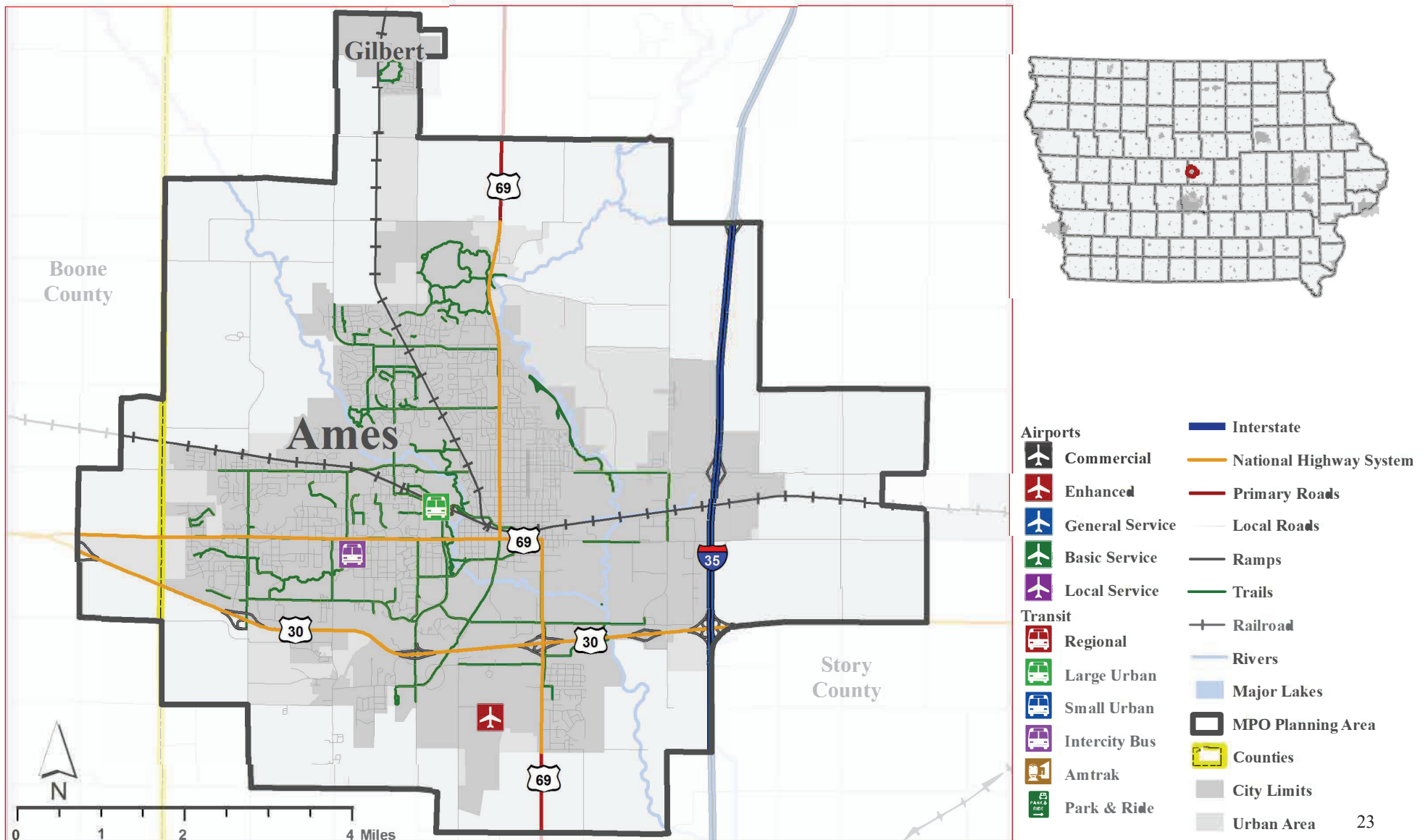
TAP

| | | | | | | | | |
|-----------------------------------|---|---------------|----------------------|--|--------------------|--------------------|--------------------|---------------------|
| 25541 | TAP-R-000T()--8T-00 | FHWA Approved | Total | | \$6,250,000 | \$6,250,000 | \$6,250,000 | \$18,750,000 |
| Iowa Department of Transportation | STATEWIDE TRANSPORTATION ALTERNATIVES PROGRAM | | Federal Aid | | \$5,000,000 | \$5,000,000 | \$5,000,000 | \$15,000,000 |
| | Miscellaneous | | Regional Swap | | | | | |

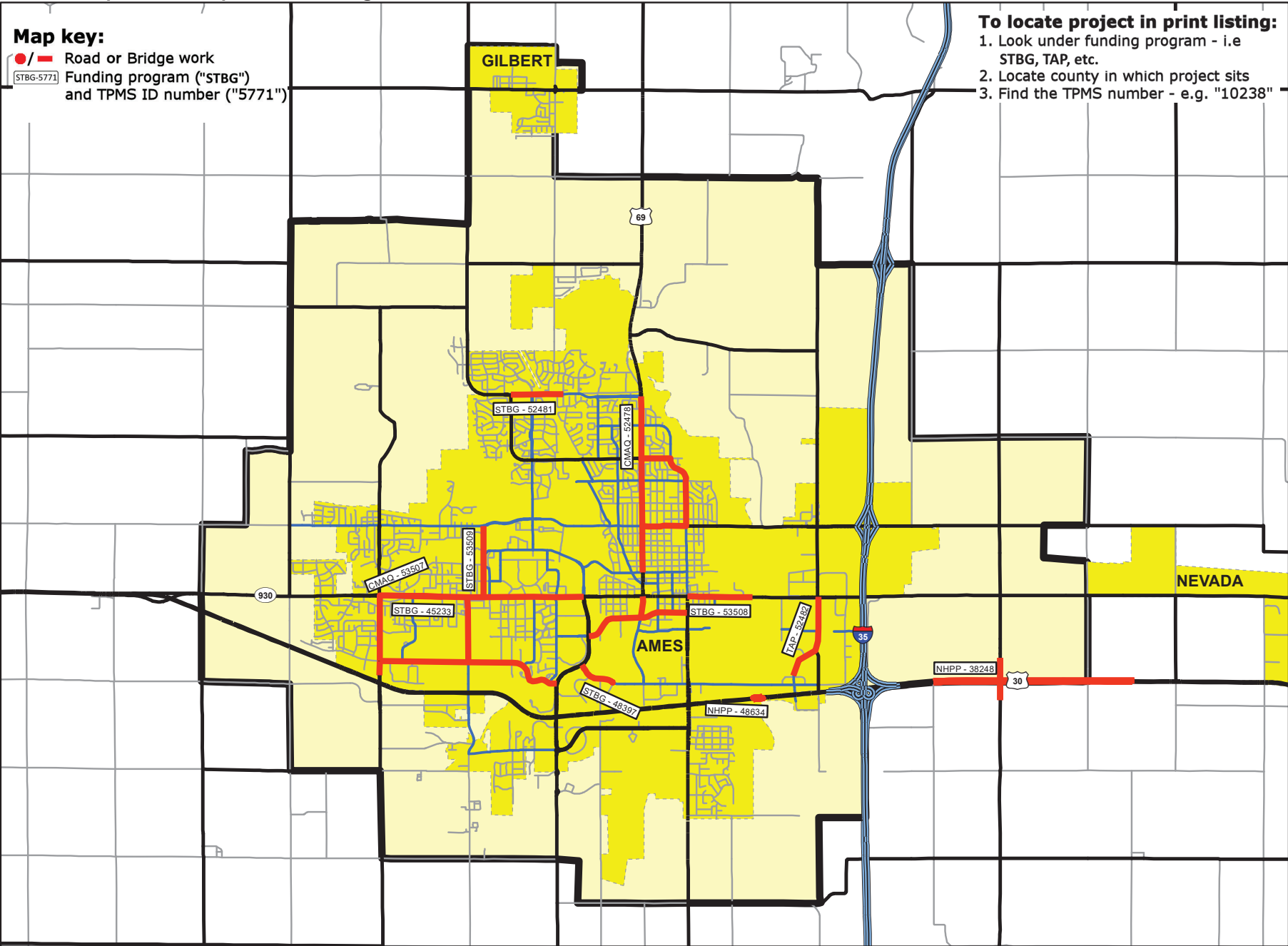
Ames Area Metropolitan Planning Organization

515 Clark Avenue, P.O.Box 811, Ames, IA 50010

Phone: 515-239-5165, Fax: 515-239-5142, <https://www.cityofames.org>



2024 Transportation Improvement Program



Map key:

- / — Road or Bridge work
- STBG-5771 Funding program ("STBG") and TPMS ID number ("5771")

To locate project in print listing:

1. Look under funding program - i.e STBG, TAP, etc.
2. Locate county in which project sits
3. Find the TPMS number - e.g. "10238"

MPO 22 / AAMPO

| Project ID | Project Number | Approval Level | | 2024 | 2025 | 2026 | 2027 | Totals |
|------------|----------------|----------------|--|------|------|------|------|--------|
| Sponsor | Location | Letting Date | | | | | | |
| STIP ID | Work Codes | | | | | | | |

CMAQ

| | | | | | | | | |
|-------|--|---------------|--------------------|--------------------|--|--|--|--------------------|
| 53507 | STP-A-0155()--86-85 | FHWA Approved | Total | \$1,901,600 | | | | \$1,901,600 |
| Ames | In the city of Ames, Fourth Phase Deployment | | Federal Aid | \$1,521,280 | | | | \$1,521,280 |
| 24197 | Ames Traffic Signal Master Plan | | Regional | | | | | |
| | Traffic Signals | | Swap | | | | | |
| 52478 | STP-A-0155(710)--86-85 | FHWA Approved | Total | \$1,869,100 | | | | \$1,869,100 |
| Ames | In the city of Ames, Third Phase Deployment | 2/20/2024 | Federal Aid | \$1,495,280 | | | | \$1,495,280 |
| 24065 | Ames Traffic Signal Master Plan | | Regional | | | | | |
| | Traffic Signals | | Swap | | | | | |

NHPP

| | | | | | | | | |
|-----------------------------------|---|---------------|--------------------|---------------------|--------------------|---------------------|---------------------|---------------------|
| 38248 | NHSX-030()--3H-85 | FHWA Approved | Total | \$11,804,000 | \$358,000 | | | \$12,162,000 |
| Iowa Department of Transportation | US 30: 0.5 mi E of I-35 to E of 590th Ave | | Federal Aid | \$9,443,200 | \$286,400 | | | \$9,729,600 |
| 24318 | Pave, Erosion Control, Traffic Signs | | Regional | | | | | |
| | | | Swap | | | | | |
| 48634 | NHSX-030()--3H-85 | FHWA Approved | Total | | \$4,451,000 | \$16,194,000 | \$14,052,000 | \$34,697,000 |
| Iowa Department of Transportation | US 30: South Skunk River 1.2 mi W of I-35 | | Federal Aid | | \$3,560,800 | \$12,955,200 | \$11,241,600 | \$27,757,600 |
| | (EB/WB) | | Regional | | | | | |
| | Grade and Pave, Bridge Replacement, Culvert New | | Swap | | | | | |

PL

| | | | | | | | | |
|----------------|-----------------------|---------------|--------------------|------------------|------------------|------------------|------------------|------------------|
| 34214 | RGPL-PA22(RTP)--PL-85 | FHWA Approved | Total | \$160,780 | \$163,780 | \$165,780 | \$165,780 | \$656,120 |
| MPO 22 / AAMPO | Trans Planning | | Federal Aid | \$129,000 | \$132,000 | \$134,000 | \$134,000 | \$529,000 |
| 24003 | Trans Planning | | Regional | | | | | |
| | | | Swap | | | | | |

| Project ID | Project Number | Approval Level | | 2024 | 2025 | 2026 | 2027 | Totals |
|------------|----------------|----------------|--|------|------|------|------|--------|
| Sponsor | Location | Letting Date | | | | | | |
| STIP ID | Work Codes | | | | | | | |

STBG

| | | | | | | | | |
|----------------|---|---------------|----------------------|--------------------|------------------|--|--|--------------------|
| 48395 | RGPL-PA22())--ST-85 | FHWA Approved | Total | \$550,000 | | | | \$550,000 |
| MPO 22 / AAMPO | MPO Planning Activities: 2050 MTP, Transit System Study | | Federal Aid | \$440,000 | | | | \$440,000 |
| 24054 | Trans Planning | | Regional Swap | \$440,000 | | | | \$440,000 |
| 45238 | RGTR-0155())--ST-85 | FHWA Approved | Total | \$850,000 | | | | \$850,000 |
| MPO 22 / AAMPO | CyRide: Vehicle Replacement | | Federal Aid | \$225,000 | | | | \$225,000 |
| 24041 | Transit Investments | | Regional Swap | \$225,000 | | | | \$225,000 |
| 53509 | STP-U-0155())--70-85 | FHWA Approved | Total | \$2,362,500 | | | | \$2,362,500 |
| Ames | In the city of Ames, On HYLAND AVE, from Lincoln Way 0.8 miles to Ontario St | | Federal Aid | \$1,890,000 | | | | \$1,890,000 |
| 24198 | Grade and Pave | | Regional Swap | \$1,890,000 | | | | \$1,890,000 |
| 45233 | STP-U-0155(711)--27-85 | FHWA Approved | Total | \$2,400,000 | | | | \$2,400,000 |
| Ames | In the city of Ames, On LINCOLN WAY, from Beedle Dr 0.4 miles to S Franklin Ave | 1/17/2024 | Federal Aid | \$1,686,000 | | | | \$1,686,000 |
| 24040 | Grade and Pave | | Regional Swap | \$1,686,000 | | | | \$1,686,000 |
| 52479 | RGPL-PA22())--ST-85 | FHWA Approved | Total | | \$250,000 | | | \$250,000 |
| MPO 22 / AAMPO | MPO Planning Activities: 2050 MTP, TSMO & ITS | | Federal Aid | | \$200,000 | | | \$200,000 |
| | Trans Planning | | Regional Swap | | \$200,000 | | | \$200,000 |
| 48396 | RGTR-0155())--ST-85 | FHWA Approved | Total | | \$850,000 | | | \$850,000 |
| MPO 22 / AAMPO | CyRide: Vehicle Replacement | | Federal Aid | | \$225,000 | | | \$225,000 |
| | Transit Investments | | Regional Swap | | \$225,000 | | | \$225,000 |

| Project ID | Project Number | Approval Level | | 2024 | 2025 | 2026 | 2027 | Totals |
|------------|----------------|----------------|--|------|------|------|------|--------|
| Sponsor | Location | Letting Date | | | | | | |
| STIP ID | Work Codes | | | | | | | |

STBG

| | | | | | | | | |
|----------------|---|---------------|----------------------|--|--------------------|--------------------|--------------------|--------------------|
| 48397 | STP-U-0155()--27-85 | FHWA Approved | Total | | \$3,880,000 | | | \$3,880,000 |
| Ames | In the city of Ames, On S 16TH ST, from University Blvd to Apple Pl | | Federal Aid | | \$2,814,000 | | | \$2,814,000 |
| | Pavement Widening | | Regional Swap | | \$2,814,000 | | | \$2,814,000 |
| 52480 | RGTR-0155()--ST-85 | FHWA Approved | Total | | | \$908,960 | | \$908,960 |
| MPO 22 / AAMPO | CyRide: Vehicle Replacement | | Federal Aid | | | \$225,000 | | \$225,000 |
| | Transit Investments | | Regional Swap | | | \$225,000 | | \$225,000 |
| 52481 | STP-U-0155()--70-85 | FHWA Approved | Total | | | \$1,960,000 | | \$1,960,000 |
| Ames | In the city of Ames, On Bloomington Rd, from George Washington Carver Ave to Eisenhower Ave | | Federal Aid | | | \$1,400,000 | | \$1,400,000 |
| | Grade and Pave | | Regional Swap | | | \$1,400,000 | | \$1,400,000 |
| 53499 | RGTR-0155()--ST-85 | FHWA Approved | Total | | | | \$1,061,228 | \$1,061,228 |
| MPO 22 / AAMPO | CyRide: Vehicle Replacement | | Federal Aid | | | | \$225,000 | \$225,000 |
| | Transit Investments | | Regional Swap | | | | \$225,000 | \$225,000 |
| 53508 | STP-U-0155()--70-85 | FHWA Approved | Total | | | | \$3,000,000 | \$3,000,000 |
| Ames | In the city of Ames, On E LINCOLN WAY, from S Duff Ave 0.7 miles to S Skunk River | | Federal Aid | | | | \$2,400,000 | \$2,400,000 |
| | Grade and Pave | | Regional Swap | | | | \$2,400,000 | \$2,400,000 |

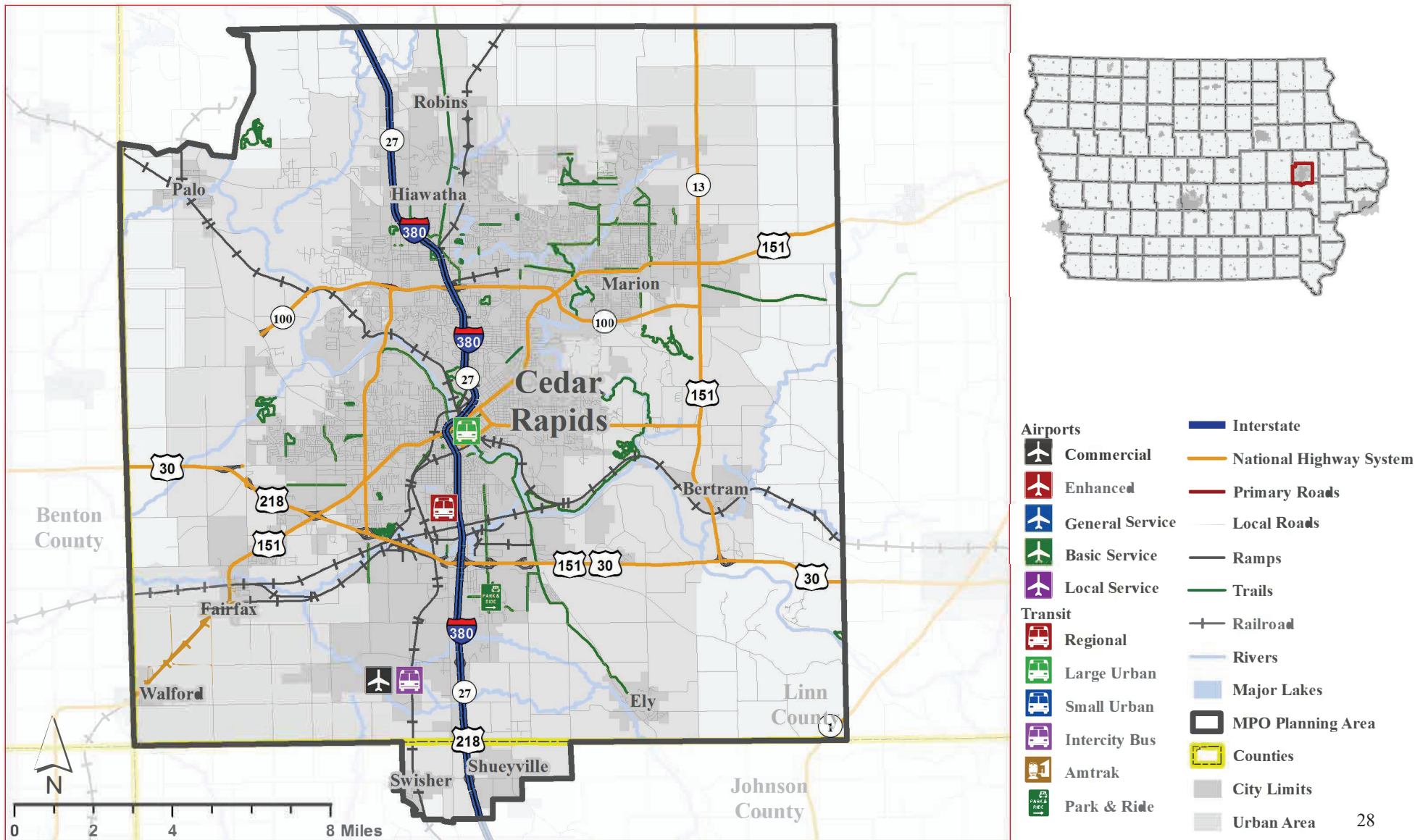
TAP

| | | | | | | | | |
|-------|--|---------------|----------------------|--|--|------------------|--|------------------|
| 52482 | TAP-U-0155()--81-85 | FHWA Approved | Total | | | \$650,000 | | \$650,000 |
| Ames | In the city of Ames, Along S Dayton Ave, from Isaac Newton Dr to E Lincoln Way | | Federal Aid | | | \$520,000 | | \$520,000 |
| | Ped/Bike Grade & Pave | | Regional Swap | | | \$520,000 | | \$520,000 |

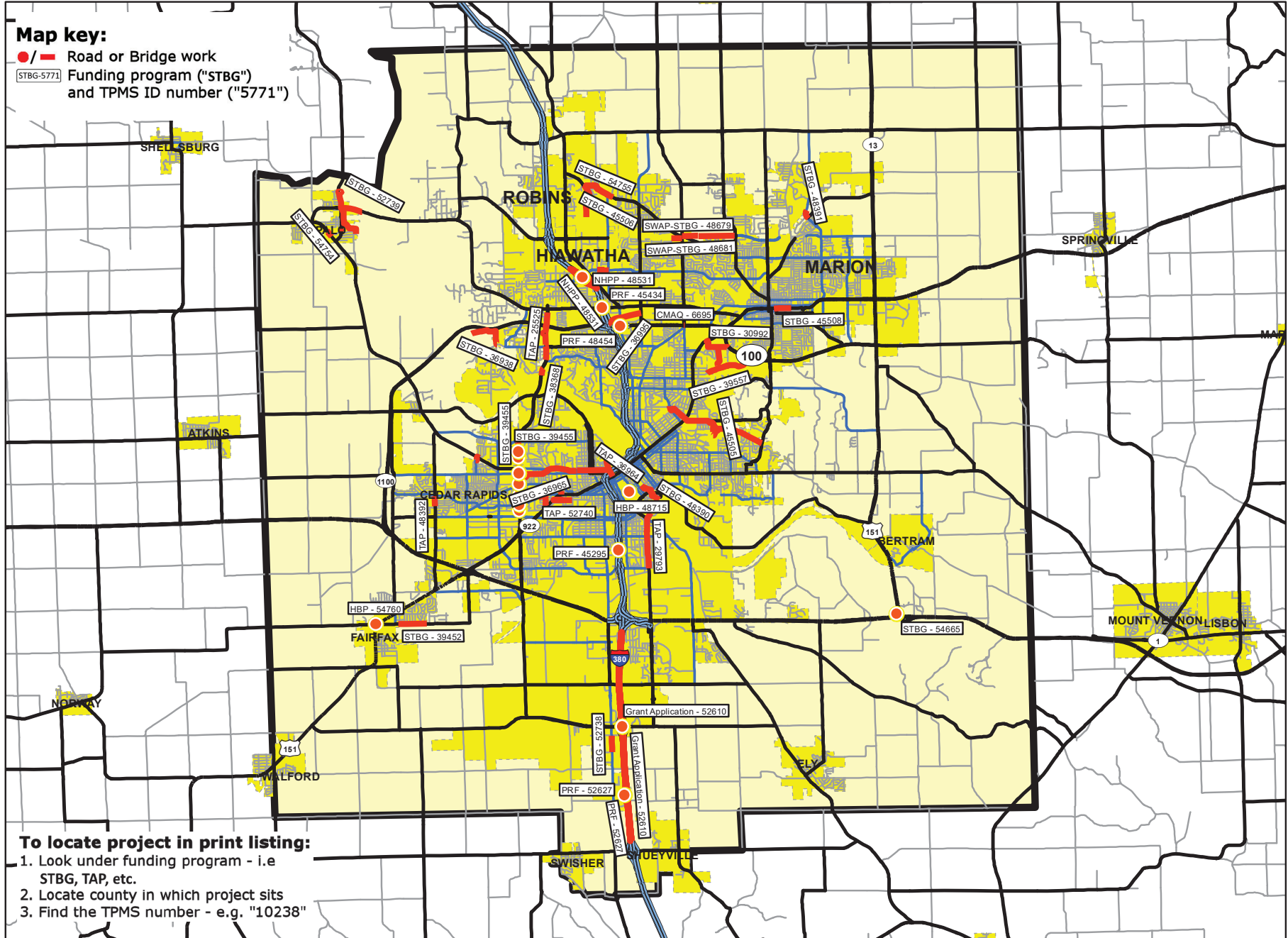
Corridor Metropolitan Planning Organization

101 First Street SE, Cedar Rapids, IA 52401

Phone: 319-286-5041, Fax: 319-286-5130, www.corridormpo.com



2024 Transportation Improvement Program



MPO 23 / CMPO

| Project ID | Project Number | Approval Level | | 2024 | 2025 | 2026 | 2027 | Totals |
|------------|----------------|----------------|--|------|------|------|------|--------|
| Sponsor | Location | Letting Date | | | | | | |
| STIP ID | Work Codes | | | | | | | |

CMAQ

| | | | | | | | | |
|---|--|---------------|--------------------|------------------|--|--|--|------------------|
| 6695 | STP-A-1187(652)--22-57 | FHWA Approved | Total | \$197,000 | | | | \$197,000 |
| Cedar Rapids 24084 | In the City of Cedar Rapids, COLLINS RD: C AVE INTERSECTION Pavement Widening | 4/16/2024 | Federal Aid | \$157,000 | | | | \$157,000 |
| | | | Regional | | | | | |
| | | | Swap | | | | | |
| PA Note: FA will be used for advanced right-of-way acquisition. | | | | | | | | |
| DOT Note: Total grant amount of \$1,400,000. \$1,243,078.57 already authorized. | | | | | | | | |

CRP

| | | | | | | | | |
|---------------|---|---------------|--------------------|--|--|--|--------------------|--------------------|
| 54774 | CRP-PA23()--8P-57 | FHWA Approved | Total | | | | \$1,269,000 | \$1,269,000 |
| MPO 23 / CMPO | 2 Heavy Duty Buses (35-39 ft.) Replace buses 2145 & 2451 Transit Investments | | Federal Aid | | | | \$1,015,000 | \$1,015,000 |
| | | | Regional | | | | \$1,015,000 | \$1,015,000 |
| | | | Swap | | | | | |
| 54775 | CRP-PA23()--8P-57 | FHWA Approved | Total | | | | \$316,000 | \$316,000 |
| MPO 23 / CMPO | Medium Duty Bus (29-32 ft.) replace bus #2880 Transit Investments | | Federal Aid | | | | \$252,000 | \$252,000 |
| | | | Regional | | | | \$252,000 | \$252,000 |
| | | | Swap | | | | | |

Grant Application

| | | | | | | | | |
|--------------------------------------|---|---------------|--------------------|--------------------|---------------------|------------------|--|----------------------|
| 52610 | DGA-380()--XT-52 | FHWA Approved | Total | \$2,995,000 | \$99,067,000 | \$119,000 | | \$102,181,000 |
| Iowa Department of Transportation | I 380: N of Co Rd F12/120th St to S of US 30 including Wright Brothers Interchange | | Federal Aid | \$2,695,500 | \$39,160,300 | \$107,100 | | \$41,962,900 |
| 24316 | Grade and Pave, Bridge Replacement, Traffic Signs | | Regional | | | | | |
| | | | Swap | | | | | |
| | | | Grant App | | \$50,000,000 | | | \$50,000,000 |

HBP

| | | | | | | | | |
|-----------------------|---|---------------|--------------------|--------------------|--|--|--|--------------------|
| 48715 | BHM-1187(818)--8K-57 | FHWA Approved | Total | \$1,000,000 | | | | \$1,000,000 |
| Cedar Rapids 24114 | In the city of Cedar Rapids, On 8TH AVE SW, Over CEDAR RIVER, S28 T83 R07 Bridge Replacement - Other | 6/18/2024 | Federal Aid | \$1,000,000 | | | | \$1,000,000 |
| | | | Regional | | | | | |
| | | | Swap | | | | | |

| Project ID | Project Number | Approval Level | | 2024 | 2025 | 2026 | 2027 | Totals |
|------------|----------------|----------------|--|------|------|------|------|--------|
| Sponsor | Location | Letting Date | | | | | | |
| STIP ID | Work Codes | | | | | | | |

HBP

| | | | | | | | | |
|---------|--|---------------|--------------------|--------------------|--|--|--|--------------------|
| 54760 | BRM-2462(602)--8N-57 | FHWA Approved | Total | \$1,500,000 | | | | \$1,500,000 |
| Fairfax | In the city of Fairfax, On FM E-66, Over Oscar Creek, S9 T82 R08 | | Federal Aid | \$1,500,000 | | | | \$1,500,000 |
| 24441 | Bridge New | | Regional | | | | | |
| | | | Swap | | | | | |

NHFP

| | | | | | | | | |
|---------------------------------|---|---------------|--------------------|--------------------|--|--|--|--------------------|
| 39426 | NHFP-CRAC(001)--2F-57 | FHWA Approved | Total | \$1,150,000 | | | | \$1,150,000 |
| Cedar Rapids Airport Commission | In the City of Cedar Rapids, Air Cargo Logistics Facility at Eastern Iowa Airport | 11/16/2020 | Federal Aid | \$925,000 | | | | \$925,000 |
| 24107 | Buildings | | Regional | | | | | |
| | | | Swap | | | | | |

NHPP

| | | | | | | | | |
|-----------------------------------|---|---------------|--------------------|------------------|---------------------|--|--|---------------------|
| 48531 | IM-380)--13-57 | FHWA Approved | Total | \$209,000 | \$24,126,000 | | | \$24,335,000 |
| Iowa Department of Transportation | I 380: Boyson Rd Interchange in Hiawatha | | Federal Aid | | \$21,713,400 | | | \$21,713,400 |
| 24319 | Grade and Pave, Bridge New, Traffic Signs | | Regional | | | | | |
| | | | Swap | | | | | |

PL

| | | | | | | | | |
|---------------|---------------------|---------------|--------------------|------------------|------------------|------------------|------------------|--------------------|
| 17107 | RGPL-PA23)--PL-57 | FHWA Approved | Total | \$472,515 | \$480,515 | \$487,515 | \$487,515 | \$1,928,060 |
| MPO 23 / CMPO | MPO: Planning Funds | | Federal Aid | \$379,000 | \$387,000 | \$394,000 | \$394,000 | \$1,554,000 |
| 24022 | Trans Planning | | Regional | | | | | |
| | | | Swap | | | | | |

| Project ID | Project Number | Approval Level | | 2024 | 2025 | 2026 | 2027 | Totals |
|------------|----------------|----------------|--|------|------|------|------|--------|
| Sponsor | Location | Letting Date | | | | | | |
| STIP ID | Work Codes | | | | | | | |

PRF

| | | | | | | | | |
|-----------------------------------|--|---------------|----------------------|------------------|--------------------|--|--|--------------------|
| 45434 | IMN-380()-0E-57 | FHWA Approved | Total | \$971,000 | | | | \$971,000 |
| Iowa Department of Transportation | I 380: Blairs Ferry Rd 0.6 mi N of IA 100 | | Federal Aid | | | | | |
| | Bridge Deck Overlay | | Regional Swap | | | | | |
| 45295 | IMN-380()-0E-57 | FHWA Approved | Total | \$442,000 | | | | \$442,000 |
| Iowa Department of Transportation | I 380: 27th Ave 1.7 mi N of US 30 | | Federal Aid | | | | | |
| | Bridge Deck Overlay | | Regional Swap | | | | | |
| 48454 | BRFN-100())-39-57 | FHWA Approved | Total | | \$1,416,000 | | | \$1,416,000 |
| Iowa Department of Transportation | IA 100: Center Point Rd 0.2 mi E of I-380 | | Federal Aid | | | | | |
| | Bridge Deck Overlay | | Regional Swap | | | | | |
| 52627 | IMN-380()-0E-57 | FHWA Approved | Total | | \$4,581,000 | | | \$4,581,000 |
| Iowa Department of Transportation | I 380: Southbound Rest Area approx 1.4 mi N of Co Rd F12 | | Federal Aid | | | | | |
| | Pave, Lighting, Traffic Signs | | Regional Swap | | | | | |

STBG

| | | | | | | | | |
|---------------|---|---------------|----------------------|------------------|--|--|--|------------------|
| 36958 | RGTR-PA23())-ST-57 | FHWA Approved | Total | \$394,000 | | | | \$394,000 |
| MPO 23 / CMPO | In the City of Marion bus stop improvements located on non-local roads. | | Federal Aid | \$315,000 | | | | \$315,000 |
| 24021 | Transit Investments | | Regional Swap | \$315,000 | | | | \$315,000 |

| Project ID | Project Number | Approval Level | | 2024 | 2025 | 2026 | 2027 | Totals |
|--|---|----------------|--------------------|--------------------|------|------|------|--------------------|
| Sponsor | Location | Letting Date | | | | | | |
| STIP ID | Work Codes | | | | | | | |
| STBG | | | | | | | | |
| 45503 | RGTR-PA23()--ST-57 | FHWA Approved | Total | \$1,096,000 | | | | \$1,096,000 |
| MPO 23 / CMPO | CR Transit Route 5 two Heavy-Duty (35' diesel) Bus Replacements | | Federal Aid | \$876,000 | | | | \$876,000 |
| 24050 | Transit Investments | | Regional | \$876,000 | | | | \$876,000 |
| | | | Swap | | | | | |
| PA Note: Replacing bus numbers 2133 and 2134 | | | | | | | | |
| 45504 | RGTR-PA23()--ST-57 | FHWA Approved | Total | \$273,000 | | | | \$273,000 |
| MPO 23 / CMPO | Linn County LIFTS Bus 2024 | | Federal Aid | \$218,000 | | | | \$218,000 |
| 24051 | Transit Investments | | Regional | \$218,000 | | | | \$218,000 |
| | | | Swap | | | | | |
| PA Note: Replacing bus number 2876 | | | | | | | | |
| 34199 | STP-U-1187(785)--70-57 | FHWA Approved | Total | \$2,303,000 | | | | \$2,303,000 |
| Cedar Rapids | In the city of Cedar Rapids, On the proposed Tower Terrace rd, construct Tower Terrace from C Ave to Sumerset Ave | 12/17/2024 | Federal Aid | \$836,000 | | | | \$836,000 |
| 24442 | Grade and Pave, Sanitary Sewer, Ped/Bike Grade & Pave | | Regional | | | | | |
| | | | Swap | | | | | |
| 36995 | STP-U-1187(796)--70-57 | FHWA Approved | Total | \$1,190,000 | | | | \$1,190,000 |
| Cedar Rapids | Lindale Trail Ext ph2 from Council St NE along abandoned railway to 51st St & the CVNT Trail near Hwy 100 | 2/20/2024 | Federal Aid | \$950,000 | | | | \$950,000 |
| 24086 | Ped/Bike ROW, Ped/Bike Grade & Pave, Ped/Bike Miscellaneous | | Regional | \$950,000 | | | | \$950,000 |
| | | | Swap | | | | | |
| 38368 | TAP-U-1187()--8I-57 | FHWA Approved | Total | \$200,000 | | | | \$200,000 |
| Cedar Rapids | On EDGEWOOD RD NE,from the north side of the Edgewood Rd Bridge to the ext.trail aprox 1K' north. | | Federal Aid | \$160,000 | | | | \$160,000 |
| 24035 | Ped/Bike Grade & Pave | | Regional | \$160,000 | | | | \$160,000 |
| | | | Swap | | | | | |
| 36965 | TAP-U-1187(801)--8I-57 | FHWA Approved | Total | \$2,052,000 | | | | \$2,052,000 |
| Cedar Rapids | In the city of Cedar Rapids, Frm Midway Dr along Vinton Ditch to E Ave alg E Ave to Vinton Dth, to & alg F Ave to 13 St | 4/16/2024 | Federal Aid | \$1,467,000 | | | | \$1,467,000 |
| 24083 | Ped/Bike Grade & Pave, Ped/Bike Structures | | Regional | \$1,467,000 | | | | \$1,467,000 |
| | | | Swap | | | | | |
| 39455 | TAP-U-1187(823)--8I-57 | FHWA Approved | Total | \$554,000 | | | | \$554,000 |
| Cedar Rapids | In the city of Cedar Rapids, Sidewalk, transit improvements west side of Edgewood Road NW from 12th Ave NW to O Ave NW | 11/21/2023 | Federal Aid | \$325,000 | | | | \$325,000 |
| 24126 | Ped/Bike Grade & Pave, Transit Investments | | Regional | \$325,000 | | | | \$325,000 |
| | | | Swap | | | | | |

| Project ID | Project Number | Approval Level | | 2024 | 2025 | 2026 | 2027 | Totals |
|------------|----------------|----------------|--|------|------|------|------|--------|
| Sponsor | Location | Letting Date | | | | | | |
| STIP ID | Work Codes | | | | | | | |

STBG

| | | | | | | | | |
|--|---|---------------|----------------------|--------------------|--------------------|--|--|--------------------|
| 39452 | TAP-U-2462())--8I-57 | FHWA Approved | Total | \$1,071,000 | | | | \$1,071,000 |
| Fairfax | On E CEMETERY RD, from Driftwood Ln E to Fairfax City Limits | | Federal Aid | \$857,000 | | | | \$857,000 |
| 24023 | Ped/Bike ROW, Ped/Bike Grade & Pave | | Regional Swap | \$857,000 | | | | \$857,000 |
| 39557 | TAP-U-4775(639)--8I-57 | FHWA Approved | Total | \$1,905,000 | | | | \$1,905,000 |
| Marion | In the city of Marion, From City Limits E under Hwy 100 Bridge over Indian Creek to Grand Ave spur | 4/16/2024 | Federal Aid | \$1,216,000 | | | | \$1,216,000 |
| 24097 | Ped/Bike ROW, Ped/Bike Grade & Pave, Ped/Bike Structures | | Regional Swap | \$1,216,000 | | | | \$1,216,000 |
| 45506 | TAP-U-6520())--8I-57 | FHWA Approved | Total | \$1,075,000 | | | | \$1,075,000 |
| Robins | In the city of Robins, On W MAIN ST fr CV Nature Trl to STAMY RD On STAMY RD fr 1,956ft S of STAMY RD N to W MAIN | | Federal Aid | \$860,000 | | | | \$860,000 |
| 24052 | Ped/Bike Grading | | Regional Swap | \$860,000 | | | | \$860,000 |
| PA Note: Project has \$28,000 TAP in FFY24 and \$832,000 STBG in FFY24 | | | | | | | | |
| 36938 | TAP-U-C057(141)--8I-57 | FHWA Approved | Total | \$908,000 | | | | \$908,000 |
| Linn County Conservation Board | 42nd ST N along Preserve Ln to Rock Island Preserve along abandoned rail aprox 250' E of Cedar River | 1/17/2024 | Federal Aid | \$726,000 | | | | \$726,000 |
| 24106 | Ped/Bike ROW, Ped/Bike Grade & Pave, Ped/Bike Structures | | Regional Swap | \$726,000 | | | | \$726,000 |
| 48404 | RGTR-PA23())--ST-57 | FHWA Approved | Total | | \$220,000 | | | \$220,000 |
| MPO 23 / CMPO | Purchase 1 medium-duty 33' replacement ADA paratransit service bus. | | Federal Aid | | \$148,000 | | | \$148,000 |
| | Transit Investments | | Regional Swap | | \$148,000 | | | \$148,000 |
| 48405 | RGTR-PA23())--ST-57 | FHWA Approved | Total | | \$1,149,000 | | | \$1,149,000 |
| MPO 23 / CMPO | CR Transit two Heavy-Duty (35' diesel) Bus Replacements | | Federal Aid | | \$767,000 | | | \$767,000 |
| | Transit Investments | | Regional Swap | | \$767,000 | | | \$767,000 |
| 45505 | TAP-U-1187())--8I-57 | FHWA Approved | Total | | \$2,828,000 | | | \$2,828,000 |
| Cedar Rapids | In the city of Cedar Rapids, On Cottage Grove Ave SE, from CeMar Trail SE to East Post Road | | Federal Aid | | \$1,207,000 | | | \$1,207,000 |
| | Ped/Bike ROW, Ped/Bike Grade & Pave | | Regional Swap | | \$1,207,000 | | | \$1,207,000 |

| Project ID | Project Number | Approval Level | | 2024 | 2025 | 2026 | 2027 | Totals |
|------------|----------------|----------------|--|------|------|------|------|--------|
| Sponsor | Location | Letting Date | | | | | | |
| STIP ID | Work Codes | | | | | | | |

STBG

| | | | | | | | | |
|-----------------------------------|--|---------------|----------------------|--|--------------------|--------------------|------------------|--------------------|
| 48390 | TAP-U-1187(830)--8I-57 | FHWA Approved | Total | | \$1,309,000 | | | \$1,309,000 |
| Cedar Rapids | In the city of Cedar Rapids, 0.65 miles of 12' paved trail btwn 9th Ave SE and Cedar River Trail along old RR grade. | 10/15/2024 | Federal Aid | | \$997,000 | | | \$997,000 |
| | Ped/Bike Grade & Pave | | Regional Swap | | \$997,000 | | | \$997,000 |
| 48391 | TAP-U-4775(645)--8I-57 | FHWA Approved | Total | | \$1,421,000 | | | \$1,421,000 |
| Marion | In the city of Marion, Lucore Rd sidepath connection on E side, build ped bridge over Indian Creek, to Indian Creek Rd | 11/19/2024 | Federal Aid | | \$706,000 | | | \$706,000 |
| | Ped/Bike Grade & Pave, Ped/Bike Structures | | Regional Swap | | \$706,000 | | | \$706,000 |
| 52744 | RGTR-PA23)--ST-57 | FHWA Approved | Total | | | \$1,116,000 | | \$1,116,000 |
| MPO 23 / CMPO | 2 Heavy Duty Buses (35-39 ft.) Replace buses 2443 & 2444 | | Federal Aid | | | \$892,000 | | \$892,000 |
| | Transit Investments | | Regional Swap | | | \$892,000 | | \$892,000 |
| 52745 | RGTR-PA23)--ST-57 | FHWA Approved | Total | | | \$215,000 | | \$215,000 |
| MPO 23 / CMPO | Medium Duty Bus (29-32 ft.) replace bus #2879 | | Federal Aid | | | \$172,000 | | \$172,000 |
| | Transit Investments | | Regional Swap | | | \$172,000 | | \$172,000 |
| 52738 | STP-1187)--2C-57 | FHWA Approved | Total | | | \$4,209,000 | | \$4,209,000 |
| MPO 23 / CMPO | In the city of Cedar Rapids, On 6TH ST SW Between Capitol DR SW and Commerce Park DR SW | | Federal Aid | | | \$3,367,000 | | \$3,367,000 |
| | PCC Pavement - Grade and Replace | | Regional Swap | | | \$3,367,000 | | \$3,367,000 |
| 30992 | TAP-U-1187(786)--8I-57 | FHWA Approved | Total | | | \$1,827,000 | | \$1,827,000 |
| Cedar Rapids | In the city of Cedar Rapids, Marion City Limit N to Hwy100 and Lindale Mall Shopping Centers | 6/18/2024 | Federal Aid | | | \$1,457,000 | | \$1,457,000 |
| | Ped/Bike ROW, Ped/Bike Grade & Pave, Ped/Bike Structures | | Regional Swap | | | \$1,457,000 | | \$1,457,000 |
| 54665 | BRF-151)--38-57 | FHWA Approved | Total | | | | \$785,000 | \$785,000 |
| Iowa Department of Transportation | US 151: At the N US 30 Interchange (SB) | | Federal Aid | | | | \$628,000 | \$628,000 |
| | Bridge Deck Overlay | | Regional Swap | | | | | |

| Project ID | Project Number | Approval Level | | 2024 | 2025 | 2026 | 2027 | Totals |
|------------|----------------|----------------|--|------|------|------|------|--------|
| Sponsor | Location | Letting Date | | | | | | |
| STIP ID | Work Codes | | | | | | | |

STBG

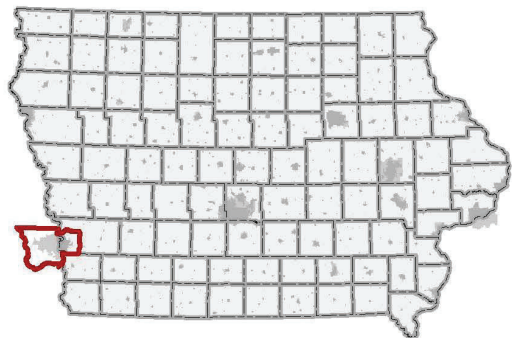
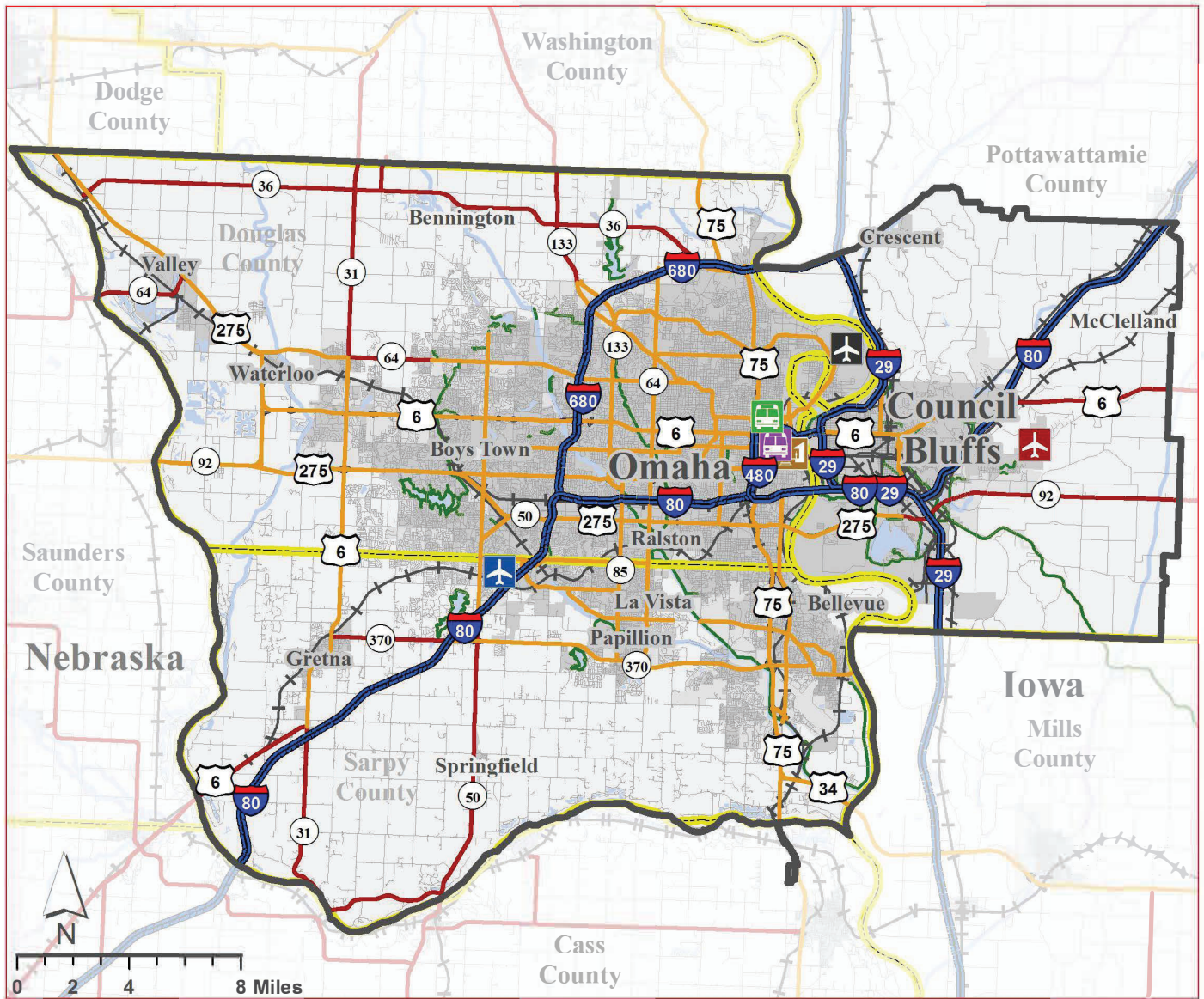
| | | | | | | | | |
|---------------|---|---------------|----------------------|--|--|--|--------------------|--------------------|
| 54753 | STP-3432()--2C-57 | FHWA Approved | Total | | | | \$1,593,000 | \$1,593,000 |
| MPO 23 / CMPO | In the city of Hiawatha, On BOYSON RD between Hawkeye Drive and Robins Road | | Federal Aid | | | | \$1,274,000 | \$1,274,000 |
| | PCC Pavement - Grade and Replace | | Regional Swap | | | | \$1,274,000 | \$1,274,000 |
| 54754 | STP-5887()--2C-57 | FHWA Approved | Total | | | | \$330,000 | \$330,000 |
| MPO 23 / CMPO | In the city of Palo, Bridges on 1ST ST and Covington RD | | Federal Aid | | | | \$264,000 | \$264,000 |
| | Bridge Rehabilitation | | Regional Swap | | | | \$264,000 | \$264,000 |
| 45508 | STP-U-4775(643)--27-57 | FHWA Approved | Total | | | | \$6,445,000 | \$6,445,000 |
| Marion | In the city of Marion, On 7th Ave, from 12th ST E to 22nd St | 10/21/2025 | Federal Aid | | | | \$4,929,000 | \$4,929,000 |
| | Pavement Rehab/Widen, Right of Way | | Regional Swap | | | | \$4,929,000 | \$4,929,000 |
| 54755 | STP-U-6520()--70-57 | FHWA Approved | Total | | | | \$4,451,000 | \$4,451,000 |
| Robins | In the city of Robins, On WEST MAIN ST from Tullymore Dr to N Robinwood DR | | Federal Aid | | | | \$1,587,000 | \$1,587,000 |
| | PCC Pavement - Grade and Replace | | Regional Swap | | | | \$1,587,000 | \$1,587,000 |
| 52739 | TAP-U-5887()--8I-57 | FHWA Approved | Total | | | | \$1,507,000 | \$1,507,000 |
| MPO 23 / CMPO | In the city of Palo, S Palo Marsh Rd frm Marsh Prkng to Blairs Ferry RD, E on Blairs Ferry RD, S thrgh Palo | | Federal Aid | | | | \$1,071,000 | \$1,071,000 |
| | Ped/Bike Grade & Pave, Ped/Bike Structures | | Regional Swap | | | | \$1,071,000 | \$1,071,000 |

SWAP-STBG

| | | | | | | | | |
|--------------|--|---------------|----------------------|--------------------|--|--|--|--------------------|
| 48679 | STBG-SWAP-1187(828)--SG-57 | FHWA Approved | Total | \$3,252,000 | | | | \$3,252,000 |
| Cedar Rapids | In the city of Cedar Rapids, and Marion, On Tower Terrace Road, from E of Meadowknolls Rd to Alburnett Rd | 10/17/2023 | Federal Aid | | | | | |
| | Grade and Pave, Ped/Bike Grade & Pave | | Regional Swap | \$2,986,000 | | | | \$2,986,000 |
| 48681 | STBG-SWAP-1187(829)--SG-57 | FHWA Approved | Total | \$3,230,000 | | | | \$3,230,000 |
| Cedar Rapids | In the city of Cedar Rapids, Paving project in the City of Cedar Rapids from C Ave to E of Meadowknolls Road | 12/19/2023 | Federal Aid | | | | | |
| | Grade and Pave, Ped/Bike Grade & Pave | | Regional Swap | \$2,615,000 | | | | \$2,615,000 |

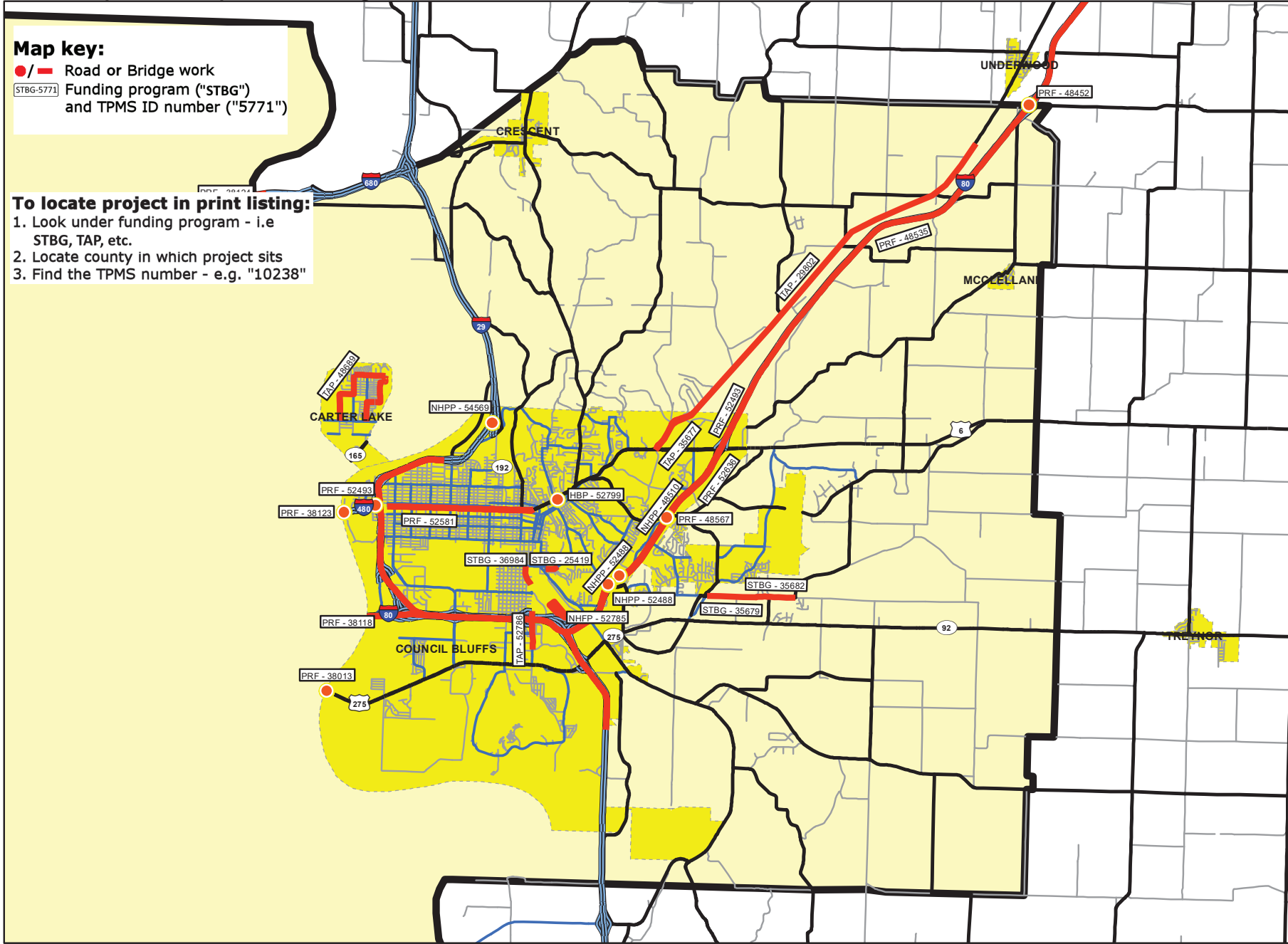
| Project ID | Project Number | Approval Level | | 2024 | 2025 | 2026 | 2027 | Totals |
|--|--|----------------|--------------------|--------------------|------|------|------|--------------------|
| Sponsor | Location | Letting Date | | | | | | |
| STIP ID | Work Codes | | | | | | | |
| TAP | | | | | | | | |
| 36964 | TAP-U-1187)--8I-57 | FHWA Approved | Total | \$2,262,000 | | | | \$2,262,000 |
| Cedar Rapids | In the city of Cedar Rapids, F Ave NW from 13th St NW to the Cedar River;Along the River N to I Ave NW & S to 1st Ave W | | Federal Aid | \$1,800,000 | | | | \$1,800,000 |
| 24002 | Ped/Bike Grade & Pave | | Regional | \$1,800,000 | | | | \$1,800,000 |
| | | | Swap | | | | | |
| PA Note: Project includes TAP \$56K and STBG \$1,744K | | | | | | | | |
| 52740 | TAP-U-1187)--8I-57 | FHWA Approved | Total | \$637,000 | | | | \$637,000 |
| MPO 23 / CMPO | In the city of Cedar Rapids, Sdwk on Burch Ave, 1st Ave SW, Cleveland St SW, 10th St SW, 10th Ave SW, 8th Ave SW | | Federal Aid | \$419,000 | | | | \$419,000 |
| 24070 | PCC Sidewalk/Trail | | Regional | \$419,000 | | | | \$419,000 |
| | | | Swap | | | | | |
| 25525 | TAP-U-1187(793)--8I-57 | FHWA Approved | Total | \$2,400,000 | | | | \$2,400,000 |
| Cedar Rapids | In the city of Cedar Rapids, On EDGEWOOD RD NE, from Glass Rd NE to approx 350' S of Blairs Ferry Rd NE | 2/20/2024 | Federal Aid | \$1,952,000 | | | | \$1,952,000 |
| 24087 | Ped/Bike Grade & Pave, Ped/Bike Structures | | Regional | \$1,952,000 | | | | \$1,952,000 |
| | | | Swap | | | | | |
| PA Note: Project has \$1,477,000 in STBG (was \$1,317,000 before \$160,000 added 1/2023) and \$475,000 in STBG-TAP | | | | | | | | |
| 29793 | TAP-U-1187(819)--8I-57 | FHWA Approved | Total | \$1,854,000 | | | | \$1,854,000 |
| Cedar Rapids | In the city of Cedar Rapids, BwlngSt-10' trail-33rd AveN to 21stAve. 21stAve -A Ave on BwlngST. 21stAve 6' sdwlc & on-st | 1/17/2024 | Federal Aid | \$1,096,000 | | | | \$1,096,000 |
| 24109 | Ped/Bike Grade & Pave, Ped/Bike Development | | Regional | \$1,096,000 | | | | \$1,096,000 |
| | | | Swap | | | | | |
| PA Note: Project has \$624,000 in STBG and \$472,000 in TAP. | | | | | | | | |
| 48392 | TAP-U-1187(825)--8I-57 | FHWA Approved | Total | \$480,000 | | | | \$480,000 |
| Cedar Rapids | In the city of Cedar Rapids, Sidewalk: Stoney Pt Rd: N of Underwood to 1st and Crossing F Ave: Jacolyn to Koudsi | 2/20/2024 | Federal Aid | \$384,000 | | | | \$384,000 |
| 24053 | Ped/Bike Grade & Pave | | Regional | \$384,000 | | | | \$384,000 |
| | | | Swap | | | | | |
| DOT Note: Project includes \$240,000 MPO TAP and \$144,000 Statewide TAP | | | | | | | | |

Metropolitan Area Planning Agency
2222 Cuming Street, Omaha, NE 68102
Phone: 402-444-6866, Fax: 402-951-6517, www.mapacog.org



- | | |
|-----------------|-------------------------|
| Airports | Interstate |
| Commercial | National Highway System |
| Enhanced | Primary Roads |
| General Service | Local Roads |
| Basic Service | Ramps |
| Local Service | Trails |
| Transit | Railroad |
| Regional | Rivers |
| Large Urban | Major Lakes |
| Small Urban | MPO Planning Area |
| Intercity Bus | Counties |
| Amtrak | City Limits |
| Park & Ride | Urban Area |

2024 Transportation Improvement Program



MPO-24 Council Bluffs Metropolitan Planning Agency

MPO 24 / MAPA

| Project ID | Project Number | Approval Level | | 2024 | 2025 | 2026 | 2027 | Totals |
|------------|----------------|----------------|--|------|------|------|------|--------|
| Sponsor | Location | Letting Date | | | | | | |
| STIP ID | Work Codes | | | | | | | |

HBP

| | | | | | | | | |
|----------------|---|---------------|--------------------|--------------------|--|--|--|--------------------|
| 52799 | BROS-1642(687)--8J-78 | FHWA Approved | Total | \$1,100,000 | | | | \$1,100,000 |
| Council Bluffs | In the city of Council Bluffs, On BENTON ST, Over INDIAN CREEK, S25 T75 R44 | 12/19/2023 | Federal Aid | \$1,100,000 | | | | \$1,100,000 |
| 24256 | Bridge Replacement | | Regional | | | | | |
| | | | Swap | | | | | |

NHFP

| | | | | | | | | |
|----------------|---|---------------|--------------------|--------------------|--|--|--|--------------------|
| 52785 | NHFP-1642(688)--2F-78 | FHWA Approved | Total | \$1,920,000 | | | | \$1,920,000 |
| Council Bluffs | In the city of Council Bluffs, at the crossroads of I-80 & I-29, bounded by ROW for the IAIS RR, BNSF RR, and CBEC RR | 2/20/2024 | Federal Aid | \$1,536,000 | | | | \$1,536,000 |
| 24079 | Unknown Pavement - Replace | | Regional | | | | | |
| | | | Swap | | | | | |

NHPP

| | | | | | | | | |
|-----------------------------------|---|---------------|--------------------|---------------------|--------------------|--|--|---------------------|
| 52488 | IM-029)--13-78 | FHWA Approved | Total | \$60,030,000 | \$727,000 | | | \$60,757,000 |
| Iowa Department of Transportation | I 29: Madison Ave Interchange in Council Bluffs | | Federal Aid | \$54,027,000 | \$654,300 | | | \$54,681,300 |
| 24392 | Grade and Pave, Bridge New, Bridge Replacement | | Regional | | | | | |
| | | | Swap | | | | | |
| 45306 | IMX-080)--02-78 | FHWA Approved | Total | \$1,574,000 | | | | \$1,574,000 |
| Iowa Department of Transportation | I 80: Idlewood Rd 4.6 mi E of US 6 (EB/WB) | | Federal Aid | \$1,416,600 | | | | \$1,416,600 |
| 24379 | Bridge Deck Overlay | | Regional | | | | | |
| | | | Swap | | | | | |
| 45310 | IMX-680)--02-78 | FHWA Approved | Total | \$2,010,000 | | | | \$2,010,000 |
| Iowa Department of Transportation | I 680: At W Jct I-29 (EB/WB) | | Federal Aid | \$1,809,000 | | | | \$1,809,000 |
| 24380 | Bridge Deck Overlay | | Regional | | | | | |
| | | | Swap | | | | | |
| 48510 | IMX-080)--02-78 | FHWA Approved | Total | | \$1,066,000 | | | \$1,066,000 |
| Iowa Department of Transportation | I 80: Franklin Ave to US 6 in Council Bluffs | | Federal Aid | | \$959,400 | | | \$959,400 |
| | Pavement Rehab | | Regional | | | | | |
| | | | Swap | | | | | |

| Project ID | Project Number | Approval Level | | 2024 | 2025 | 2026 | 2027 | Totals |
|------------|----------------|----------------|--|------|------|------|------|--------|
| Sponsor | Location | Letting Date | | | | | | |
| STIP ID | Work Codes | | | | | | | |

NHPP

| | | | | | | | | |
|-----------------------------------|--|---------------|----------------------|--|--|--|--------------------|--------------------|
| 54569 | IMX-029()--02-78 | FHWA Approved | Total | | | | \$6,992,000 | \$6,992,000 |
| Iowa Department of Transportation | I 29: At the IA 192 Interchange in Council Bluffs (NB) | | Federal Aid | | | | \$6,292,800 | \$6,292,800 |
| | Bridge New | | Regional Swap | | | | | |

PL

| | | | | | | | | |
|---------------------|--|---------------|----------------------|------------------|------------------|------------------|------------------|------------------|
| 29733 | RGPL-PA24()--PL-78 | FHWA Approved | Total | \$180,045 | \$183,045 | \$186,045 | \$186,045 | \$735,180 |
| MPO 24 / MAPA 24004 | UZA of Pottawattamie County including the City of Council Bluffs | | Federal Aid | \$144,000 | \$147,000 | \$150,000 | \$150,000 | \$591,000 |
| | Trans Planning | | Regional Swap | | | | | |

PRF

| | | | | | | | | |
|-----------------------------------|--|---------------|----------------------|--------------------|------------------|-----------------|-----------------|--------------------|
| 38013 | BRFN-275()--39-78 | FHWA Approved | Total | \$57,000 | \$57,000 | \$57,000 | \$57,000 | \$228,000 |
| Iowa Department of Transportation | US 275: Missouri River in Council Bluffs (State Share) | | Federal Aid | | | | | |
| | Bridge Cleaning | | Regional Swap | | | | | |
| 52636 | IMN-029()--0E-78 | FHWA Approved | Total | \$2,477,000 | \$740,000 | | | \$3,217,000 |
| Iowa Department of Transportation | I 29: I-29/80/480 Interstates In Council Bluffs (CBIS) State Share | | Federal Aid | | | | | |
| | Pavement Markings, Traffic Signs | | Regional Swap | | | | | |
| 52493 | IMN-029()--0E-78 | FHWA Approved | Total | \$883,000 | | | | \$883,000 |
| Iowa Department of Transportation | I 29: I-29 in Council Bluffs from N of UP RR to 0.7 mi N of Ave G and I-480 from E of Missouri River to I-29 | | Federal Aid | | | | | |
| | Bridge Painting, Landscaping | | Regional Swap | | | | | |
| 38118 | IMN-080()--0E-78 | FHWA Approved | Total | \$42,000 | \$42,000 | \$42,000 | \$42,000 | \$168,000 |
| Iowa Department of Transportation | I 80: Missouri River in Council Bluffs (State Share) | | Federal Aid | | | | | |
| | Bridge Cleaning | | Regional Swap | | | | | |

| Project ID | Project Number | Approval Level | | 2024 | 2025 | 2026 | 2027 | Totals |
|------------|----------------|----------------|--|------|------|------|------|--------|
| Sponsor | Location | Letting Date | | | | | | |
| STIP ID | Work Codes | | | | | | | |

PRF

| | | | | | | | | |
|-----------------------------------|---|---------------|----------------------|-------------|-------------|-------------|----------|--------------|
| 38123 | IMN-480()--0E-78 | FHWA Approved | Total | \$30,000 | \$30,000 | \$30,000 | \$30,000 | \$120,000 |
| Iowa Department of Transportation | I 480: Missouri River in Council Bluffs (State Share) | | Federal Aid | | | | | |
| | Bridge Cleaning | | Regional Swap | | | | | |
| 38124 | IMN-680()--0E-78 | FHWA Approved | Total | \$48,000 | \$48,000 | \$48,000 | \$48,000 | \$192,000 |
| Iowa Department of Transportation | I 680: Missouri River in Council Bluffs (State Share) | | Federal Aid | | | | | |
| | Bridge Cleaning | | Regional Swap | | | | | |
| 52581 | STPN-006()--2J-78 | FHWA Approved | Total | \$7,000,000 | \$5,000,000 | \$5,000,000 | | \$17,000,000 |
| Iowa Department of Transportation | US 6: 6th St to 0.22 mi E of I-80 in Council Bluffs | | Federal Aid | | | | | |
| | Pavement Rehab | | Regional Swap | | | | | |
| 48535 | STPN-080()--2J-78 | FHWA Approved | Total | \$1,359,000 | | | | \$1,359,000 |
| Iowa Department of Transportation | I 80: US 6 in Council Bluffs to Jordan Creek | | Federal Aid | | | | | |
| | Traffic Signs | | Regional Swap | | | | | |
| 48567 | IMN-080()--0E-78 | FHWA Approved | Total | | \$1,254,000 | | | \$1,254,000 |
| Iowa Department of Transportation | I 80: McPherson Ave 1.6 mi W of US 6 (WB) | | Federal Aid | | | | | |
| | Bridge Deck Overlay | | Regional Swap | | | | | |
| 48452 | IMN-080()--0E-78 | FHWA Approved | Total | | \$924,000 | | | \$924,000 |
| Iowa Department of Transportation | I 80: Co Rd G30 Interchange | | Federal Aid | | | | | |
| | Bridge Deck Overlay | | Regional Swap | | | | | |
| 48537 | STPN-680()--2J-78 | FHWA Approved | Total | | \$400,000 | | | \$400,000 |
| Iowa Department of Transportation | I 680: Missouri River 3.1 mi W of I-29 | | Federal Aid | | | | | |
| | Traffic Signs | | Regional Swap | | | | | |

| Project ID | Project Number | Approval Level | | 2024 | 2025 | 2026 | 2027 | Totals |
|------------|----------------|----------------|--|------|------|------|------|--------|
| Sponsor | Location | Letting Date | | | | | | |
| STIP ID | Work Codes | | | | | | | |

STBG

| | | | | | | | | |
|----------------|---|---------------|----------------------|--------------------|--------------------|--------------------|--------------------|--------------------|
| 36984 | STP-U-1642()--27-78 | FHWA Approved | Total | \$5,660,000 | | | | \$5,660,000 |
| Council Bluffs | In the city of Council Bluffs, On Hwy 192, from 21st Avenue North 1972 Feet to 16th Avenue | | Federal Aid | \$4,528,000 | | | | \$4,528,000 |
| 24031 | Grade and Pave, Sanitary Sewer | | Regional Swap | \$4,528,000 | | | | \$4,528,000 |
| 25419 | STP-U-1642()--70-78 | FHWA Approved | Total | | \$3,006,000 | | | \$3,006,000 |
| Council Bluffs | In the city of Council Bluffs, On W Graham Ave, from High Street to Fairmount Ave | | Federal Aid | | \$2,405,000 | | | \$2,405,000 |
| | Grade and Pave, Sanitary Sewer | | Regional Swap | | \$2,405,000 | | | \$2,405,000 |
| 35679 | STP-U-1642()--70-78 | FHWA Approved | Total | | | \$4,206,000 | | \$4,206,000 |
| Council Bluffs | In the city of Council Bluffs, On GREENVIEW RD, from State Orchard Drive E .9 Miles to Ridgewood Drive, | | Federal Aid | | | \$3,364,800 | | \$3,364,800 |
| | Grade and Pave, Outside Services Engineering | | Regional Swap | | | \$3,364,800 | | \$3,364,800 |
| 35682 | STP-U-1642()--70-78 | FHWA Approved | Total | | | | \$1,875,000 | \$1,875,000 |
| Council Bluffs | In the city of Council Bluffs, On GREENVIEW RD, from Ridgewood Drive E .8 Miles to Cottonwood Road, | | Federal Aid | | | | \$1,500,000 | \$1,500,000 |
| | Grade and Pave, Outside Services Engineering, Outside Services ROW | | Regional Swap | | | | \$1,500,000 | \$1,500,000 |

TAP

| | | | | | | | | |
|----------------|--|---------------|----------------------|--------------------|--|--|--|--------------------|
| 48689 | TAP-T-1142(604)--8V-78 | FHWA Approved | Total | \$400,000 | | | | \$400,000 |
| Carter Lake | In the city of Carter Lake, trail at N 5th St, Redick Blvd, Q Ave, and Hessman Dr, N 17th St Dorene Blvd, N13th St | 3/19/2024 | Federal Aid | \$320,000 | | | | \$320,000 |
| 24446 | Outside Services Engineering | | Regional Swap | \$320,000 | | | | \$320,000 |
| 35677 | TAP-T-1642(681)--8V-78 | FHWA Approved | Total | \$1,662,500 | | | | \$1,662,500 |
| Council Bluffs | In the city of Council Bluffs, On Railroad Ave, from Kanesville Blvd N 1.03 Miles to Council Bluffs Corporate Limits | 2/20/2024 | Federal Aid | \$1,330,000 | | | | \$1,330,000 |
| 24085 | Ped/Bike Grade & Pave | | Regional Swap | \$1,330,000 | | | | \$1,330,000 |

| Project ID | Project Number | Approval Level | | 2024 | 2025 | 2026 | 2027 | Totals |
|------------|----------------|----------------|--|------|------|------|------|--------|
| Sponsor | Location | Letting Date | | | | | | |
| STIP ID | Work Codes | | | | | | | |

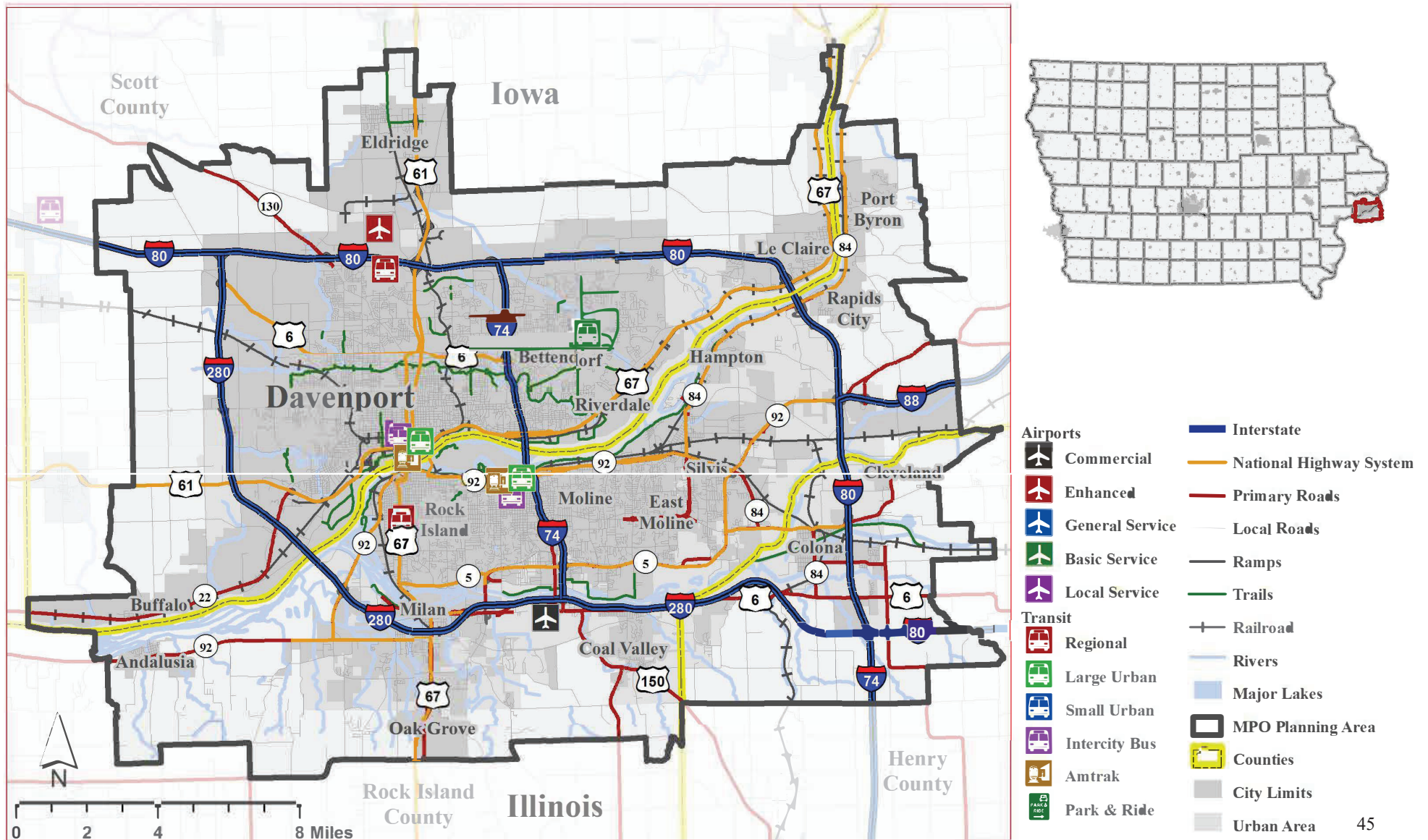
TAP

| | | | | | | | | |
|---|--|---------------|--------------------------|------------------|--|------------------|------------------|--------------------|
| 29802 | TAP-T-C078(206)--8V-78 | FHWA Approved | Total | \$298,700 | | | | \$298,700 |
| Pottawattamie County Conservation Board | On Railroad Ave, from Kaneshville Boulevard N to 330th Street | 4/15/2025 | Federal Aid | \$238,700 | | | | \$238,700 |
| 24100 | Ped/Bike ROW, Ped/Bike Grade & Pave | | Regional Swap | \$238,700 | | | | \$238,700 |
| 52786 | TAP-T-1642()-8V-78 | FHWA Approved | Total | | | \$100,000 | \$901,690 | \$1,001,690 |
| Council Bluffs | In the city of Council Bluffs, On IA 192 N, Over WB I-80 I-29 | | Federal Aid | | | \$90,000 | \$721,350 | \$811,350 |
| | Ped/Bike Grade & Pave, Ped/Bike Development | | Regional Swap | | | \$90,000 | \$721,350 | \$811,350 |

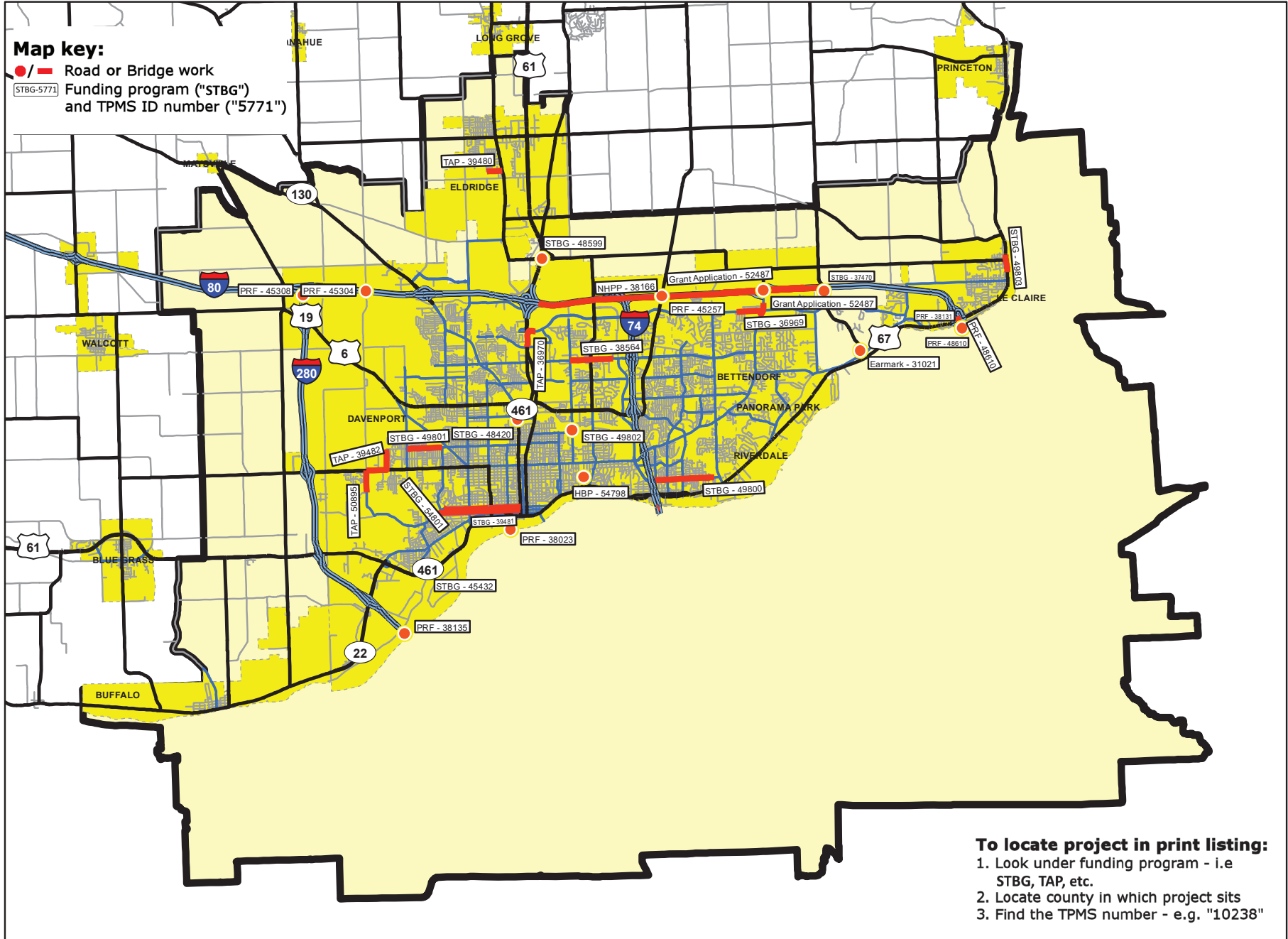
Bi-State Regional Commission

1504 Third Avenue, Third Floor, Rock Island, IL 61201-8612

Phone: 309-793-6300, Fax: 309-793-6305, www.bistateonline.org



2024 Transportation Improvement Program



MPO 25 / BSRC

| Project ID | Project Number | Approval Level | | 2024 | 2025 | 2026 | 2027 | Totals |
|------------|----------------|----------------|--|------|------|------|------|--------|
| Sponsor | Location | Letting Date | | | | | | |
| STIP ID | Work Codes | | | | | | | |

Earmark

| | | | | | | | | |
|--------------|--|---------------|--------------------|--------------------|--|--|--|--------------------|
| 31021 | HDP-C082(59)--6B-82 | FHWA Approved | Total | \$1,050,000 | | | | \$1,050,000 |
| Scott County | On Z30, Over SPENCER CREEK, S8 T78 RE5 | 2/20/2024 | Federal Aid | \$840,000 | | | | \$840,000 |
| 24416 | Bridge Replacement | | Regional | | | | | |
| | | | Swap | \$60,000 | | | | \$60,000 |

PA Note: This project was awarded a Community Project Assistance Federal Funding Grant of \$600,000.

Grant Application

| | | | | | | | | |
|-----------------------------------|--|---------------|--------------------|--|--|---------------------|--|---------------------|
| 52487 | DGA-080()--XT-82 | FHWA Approved | Total | | | \$57,883,000 | | \$57,883,000 |
| Iowa Department of Transportation | I 80: 1 mi W of Middle Rd to 1 mi E of Middle Rd in Bettendorf | | Federal Aid | | | \$27,094,700 | | \$27,094,700 |
| | Grade and Pave, Bridge New, Culvert Extension | | Regional | | | | | |
| | | | Swap | | | \$25,000,000 | | \$25,000,000 |
| | | | Grant App | | | | | |

HBP

| | | | | | | | | |
|-----------|---|---------------|--------------------|--------------------|--|--|--|--------------------|
| 54798 | BROS-1827()--8J-82 | FHWA Approved | Total | \$2,000,000 | | | | \$2,000,000 |
| Davenport | In the city of Davenport, On E 13TH ST, Over EAST 11TH STREET, S30 T78 R04E | | Federal Aid | \$1,500,000 | | | | \$1,500,000 |
| 24449 | Bridge Replacement | | Regional | | | | | |
| | | | Swap | | | | | |

NHPP

| | | | | | | | | |
|-----------------------------------|---|---------------|--------------------|--|--------------------|--|--|--------------------|
| 38166 | IMX-080()--02-82 | FHWA Approved | Total | | \$7,151,000 | | | \$7,151,000 |
| Iowa Department of Transportation | I 80: E of IA 130 in Davenport to Co Rd Z30 (EB) Pavement Rehab | | Federal Aid | | \$6,435,900 | | | \$6,435,900 |
| | | | Regional | | | | | |
| | | | Swap | | | | | |

PL

| | | | | | | | | |
|---------------|----------------------------|---------------|--------------------|------------------|------------------|------------------|------------------|--------------------|
| 16066 | RGPL-PA25()--PL-82 | FHWA Approved | Total | \$379,141 | \$387,395 | \$395,717 | \$398,108 | \$1,560,361 |
| MPO 25 / BSRC | Quad Cities Urbanized Area | | Federal Aid | \$304,000 | \$310,000 | \$316,000 | \$316,000 | \$1,246,000 |
| 24030 | Trans Planning | | Regional | | | | | |
| | | | Swap | | | | | |

| Project ID | Project Number | Approval Level | | 2024 | 2025 | 2026 | 2027 | Totals |
|------------|----------------|----------------|--|------|------|------|------|--------|
| Sponsor | Location | Letting Date | | | | | | |
| STIP ID | Work Codes | | | | | | | |

PRF

| | | | | | | | | |
|-----------------------------------|---|---------------|----------------------|-----------|-----------|-----------|-----------|-----------|
| 38023 | BRFN-067())--39-82 | FHWA Approved | Total | \$35,000 | \$35,000 | \$35,000 | \$35,000 | \$140,000 |
| Iowa Department of Transportation | US 67: Mississippi River in Davenport (State Share) | | Federal Aid | | | | | |
| | Bridge Cleaning | | Regional Swap | | | | | |
| 38129 | IMN-074())--0E-82 | FHWA Approved | Total | \$50,000 | \$50,000 | \$50,000 | \$50,000 | \$200,000 |
| Iowa Department of Transportation | I 74: Mississippi River in Bettendorf (State Share) | | Federal Aid | | | | | |
| | Bridge Cleaning | | Regional Swap | | | | | |
| 45257 | IMN-080())--0E-82 | FHWA Approved | Total | \$227,000 | | | | \$227,000 |
| Iowa Department of Transportation | I 80: Utica Ridge Rd 3.3 mi E of US 61 | | Federal Aid | | | | | |
| | Bridge Deck Overlay | | Regional Swap | | | | | |
| 45304 | IMN-080())--0E-82 | FHWA Approved | Total | \$447,000 | | | | \$447,000 |
| Iowa Department of Transportation | I 80: Wisconsin Ave 1.4 mi W of IA 130 | | Federal Aid | | | | | |
| | Bridge Deck Overlay | | Regional Swap | | | | | |
| 38131 | IMN-080())--0E-82 | FHWA Approved | Total | \$100,000 | \$100,000 | \$100,000 | \$100,000 | \$400,000 |
| Iowa Department of Transportation | I 80: Mississippi River in Le Claire (State Share) | | Federal Aid | | | | | |
| | Bridge Cleaning | | Regional Swap | | | | | |

| Project ID | Project Number | Approval Level | | 2024 | 2025 | 2026 | 2027 | Totals |
|------------|----------------|----------------|--|------|------|------|------|--------|
| Sponsor | Location | Letting Date | | | | | | |
| STIP ID | Work Codes | | | | | | | |

PRF

| | | | | | | | | |
|-----------------------------------|---|---------------|----------------------|------------------|-----------------|--------------------|-----------------|--------------------|
| 45308 | IMN-280()-0E-82 | FHWA Approved | Total | \$632,000 | | | | \$632,000 |
| Iowa Department of Transportation | I 280: EB over I-280 WB at I-80 | | Federal Aid | | | | | |
| | Bridge Deck Overlay | | Regional Swap | | | | | |
| 38135 | IMN-280()-0E-82 | FHWA Approved | Total | \$40,000 | \$40,000 | \$40,000 | \$40,000 | \$160,000 |
| Iowa Department of Transportation | I 280: Mississippi River in Davenport (State Share) | | Federal Aid | | | | | |
| | Bridge Cleaning | | Regional Swap | | | | | |
| 48610 | IMN-080()-0E-82 | FHWA Approved | Total | | \$10,000 | | | \$10,000 |
| Iowa Department of Transportation | I 80: Mississippi River in Le Claire (State Share) | | Federal Aid | | | | | |
| | Bridge Replacement, Right of Way | | Regional Swap | | | | | |
| 52534 | IMN-080()-0E-82 | FHWA Approved | Total | | | \$4,719,000 | | \$4,719,000 |
| Iowa Department of Transportation | I 80: IMRL RR 0.4 mi E of US 61 | | Federal Aid | | | | | |
| | Bridge Rehabilitation | | Regional Swap | | | | | |

STBG

| | | | | | | | | |
|-----------------------------------|---|---------------|----------------------|--------------------|--|--|--|--------------------|
| 45432 | BRF-461()-38-82 | FHWA Approved | Total | \$1,459,000 | | | | \$1,459,000 |
| Iowa Department of Transportation | IA 461: DME RR 1.0 mi E of IA 22 in Davenport | | Federal Aid | \$1,167,200 | | | | \$1,167,200 |
| 24299 | Bridge Deck Overlay | | Regional Swap | | | | | |
| 37470 | STP-S-C082(70)-5E-82 | FHWA Approved | Total | \$1,050,000 | | | | \$1,050,000 |
| Scott County | On Z30, Over SPENCER CREEK, S6 T78 RE5 | 2/20/2024 | Federal Aid | \$840,000 | | | | \$840,000 |
| 24415 | Bridge Replacement | | Regional Swap | \$652,500 | | | | \$652,500 |
| | | | | \$46,875 | | | | \$46,875 |
| 49800 | STP-U-0587()-70-82 | FHWA Approved | Total | \$2,450,000 | | | | \$2,450,000 |
| Bettendorf | In the city of Bettendorf, On Central Avenue, from 14th Street E 1.44 miles to 150 ft. W of Pius Lane | | Federal Aid | \$1,837,500 | | | | \$1,837,500 |
| 24077 | Grade and Pave | | Regional Swap | \$1,837,500 | | | | \$1,837,500 |

| Project ID | Project Number | Approval Level | | 2024 | 2025 | 2026 | 2027 | Totals |
|------------|----------------|----------------|--|------|------|------|------|--------|
| Sponsor | Location | Letting Date | | | | | | |
| STIP ID | Work Codes | | | | | | | |

STBG

| | | | | | | | | |
|-----------------------------------|--|---------------|----------------------|---------------------|--------------------|--|--|---------------------|
| 36969 | STP-U-0587(639)--70-82 | FHWA Approved | Total | \$11,730,327 | | | | \$11,730,327 |
| Bettendorf | In the city of Bettendorf, Int. Dr-E of Middle Rd on Forest Grove Dr & N of Comp. Dr-S of Forest Grove Dr on Middle Rd | 4/19/2022 | Federal Aid | \$5,681,000 | | | | \$5,681,000 |
| 24102 | Grade and Pave, Ped/Bike Grade & Pave | | Regional Swap | \$5,181,000 | | | | \$5,181,000 |
| 54801 | STP-U-1827()-70-82 | FHWA Approved | Total | \$4,618,338 | | | | \$4,618,338 |
| Davenport | In the city of Davenport, On 4th St, from Telegraph Rd to Harrison St | | Federal Aid | \$3,694,670 | | | | \$3,694,670 |
| 24451 | Pave, Pavement Rehab | | Regional Swap | \$3,694,670 | | | | \$3,694,670 |
| 38564 | STP-U-1827(686)--70-82 | FHWA Approved | Total | \$5,400,000 | | | | \$5,400,000 |
| Davenport | On 53rd Street, from Eastern Avenue to Elmore Circle S12 TT78N RR03 | 2/15/2022 | Federal Aid | \$3,706,878 | | | | \$3,706,878 |
| 24095 | Grade and Pave | | Regional Swap | \$3,706,878 | | | | \$3,706,878 |
| 39481 | STP-U-1827(696)--70-82 | FHWA Approved | Total | \$4,445,987 | | | | \$4,445,987 |
| Davenport | In the city of Davenport, On 3rd St, from Telegraph Rd to Harrison St, | 3/19/2024 | Federal Aid | \$3,564,718 | | | | \$3,564,718 |
| 24028 | Pave, Pavement Rehab | | Regional Swap | \$3,564,718 | | | | \$3,564,718 |
| 49803 | STP-U-4252(604)--70-82 | FHWA Approved | Total | \$5,016,125 | | | | \$5,016,125 |
| Le Claire | In the city of Le Claire, On US 67, from Ewing St N to Chestnut St | 2/20/2024 | Federal Aid | \$3,762,094 | | | | \$3,762,094 |
| 24078 | Grade and Pave, Landscaping, Lighting, PCC Sidewalk/Trail | | Regional Swap | \$3,762,094 | | | | \$3,762,094 |
| 48599 | BRF-061()-38-82 | FHWA Approved | Total | | \$1,505,000 | | | \$1,505,000 |
| Iowa Department of Transportation | US 61: 210th St 1.1 mi N of I-80 (Ramp) | | Federal Aid | | \$1,204,000 | | | \$1,204,000 |
| | Bridge Rehabilitation, Right of Way | | Regional Swap | | | | | |
| 48420 | BRF-461()-38-82 | FHWA Approved | Total | | \$3,930,000 | | | \$3,930,000 |
| Iowa Department of Transportation | IA 461: Duck Creek 0.3 mi S of US 6 in Davenport (SB) | | Federal Aid | | \$3,144,000 | | | \$3,144,000 |
| | Bridge Replacement, Right of Way | | Regional Swap | | | | | |

| Project ID | Project Number | Approval Level | | 2024 | 2025 | 2026 | 2027 | Totals |
|------------|----------------|----------------|--|------|------|------|------|--------|
| Sponsor | Location | Letting Date | | | | | | |
| STIP ID | Work Codes | | | | | | | |

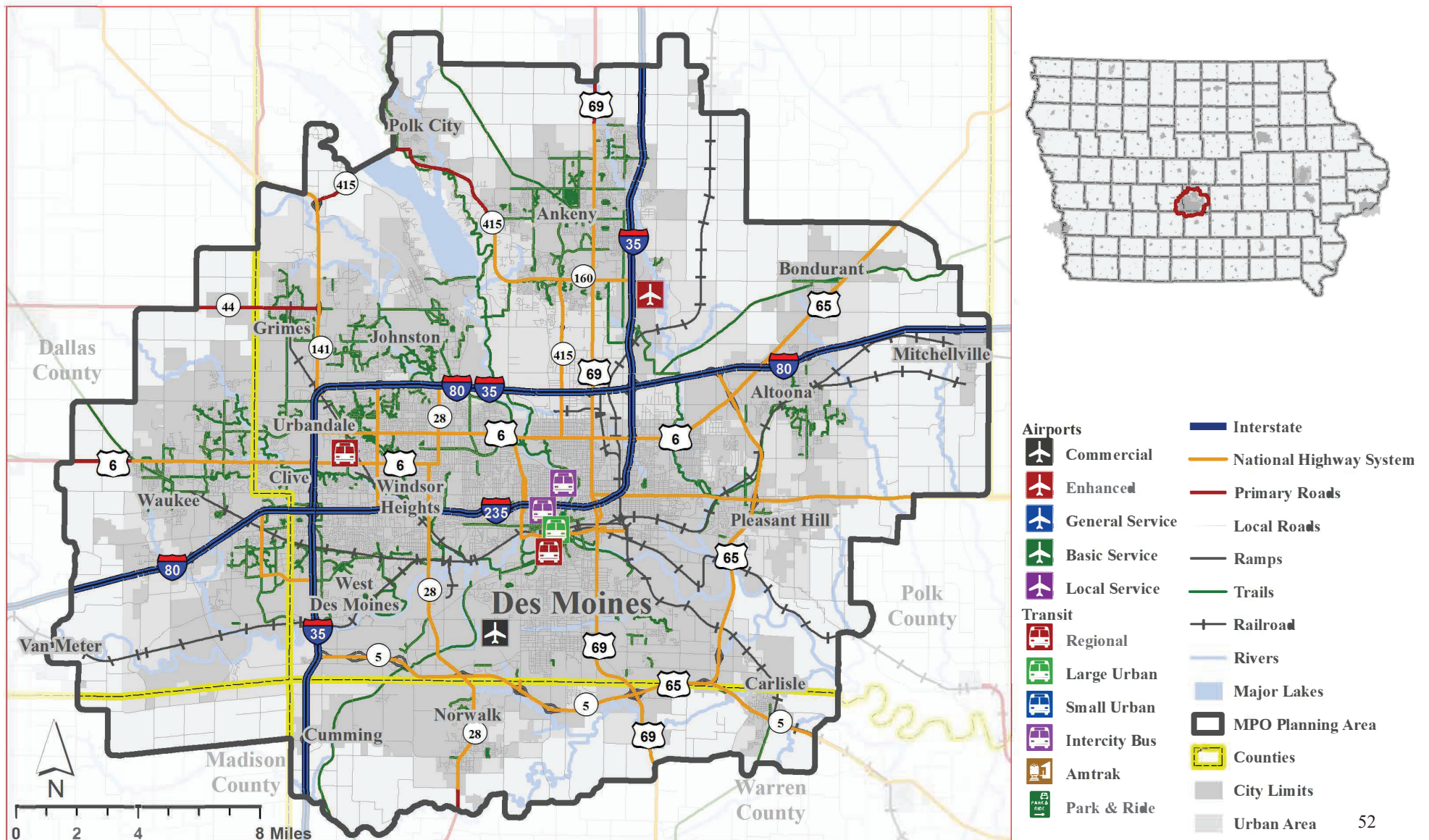
STBG

| | | | | | | | | |
|---------------|--|---------------|----------------------|--|--------------------|--|-----------------|--------------------|
| 49801 | STP-U-1827)--70-82 | FHWA Approved | Total | | \$3,709,676 | | | \$3,709,676 |
| Davenport | In the city of Davenport, On W Central Park Avenue, from Lincoln Ave W .87 miles to Fairmount St | | Federal Aid | | \$2,782,257 | | | \$2,782,257 |
| | Grade and Pave | | Regional Swap | | \$2,782,257 | | | \$2,782,257 |
| 49802 | STP-U-1827)--70-82 | FHWA Approved | Total | | \$2,720,946 | | | \$2,720,946 |
| Davenport | In the city of Davenport, On EASTERN AVE, Over DUCK CREEK, S19 T78 R04E | | Federal Aid | | \$2,040,710 | | | \$2,040,710 |
| | Bridge Replacement | | Regional Swap | | \$2,040,710 | | | \$2,040,710 |
| 54807 | RGPL-PA25)--ST-82 | FHWA Approved | Total | | | | \$77,000 | \$77,000 |
| MPO 25 / BSRC | Iowa Quad Cites Urbanized Area | | Federal Aid | | | | \$77,000 | \$77,000 |
| | Pavement Planing | | Regional Swap | | | | | |

TAP

| | | | | | | | | |
|-----------|---|---------------|----------------------|------------------|--|--|--|------------------|
| 36970 | TAP-T-1827(688)--8V-82 | FHWA Approved | Total | \$775,063 | | | | \$775,063 |
| Davenport | In the city of Davenport, On BRADY ST FRONTAGE, Over GOOSE CREEK, from 59th St to Existing Path on VMP S12 T78 R03E | 1/17/2024 | Federal Aid | \$530,917 | | | | \$530,917 |
| 24094 | Ped/Bike Grade & Pave | | Regional Swap | \$530,917 | | | | \$530,917 |
| 39482 | TAP-T-1827(695)--8V-82 | FHWA Approved | Total | \$654,463 | | | | \$654,463 |
| Davenport | On Emies Park Ave & Locust St, from Duck Creek Trail at Emeis Park Ave 1 Miles to Wisconsin Ave, | 2/20/2024 | Federal Aid | \$522,770 | | | | \$522,770 |
| 24027 | Ped/Bike Grade & Pave | | Regional Swap | \$522,770 | | | | \$522,770 |
| 39480 | TAP-T-2290(616)--8V-82 | FHWA Approved | Total | \$356,000 | | | | \$356,000 |
| Eldridge | In the city of Eldridge, On Townsend Farms, from S 5th St .4 Miles to S 1st St | 2/20/2024 | Federal Aid | \$284,800 | | | | \$284,800 |
| 24134 | Ped/Bike Grade & Pave | | Regional Swap | \$284,800 | | | | \$284,800 |
| 50895 | TAP-U-1827)--8I-82 | FHWA Approved | Total | \$692,937 | | | | \$692,937 |
| Davenport | In the city of Davenport, On WISCONSIN AVE, from Locust Street S to 11th Street | | Federal Aid | \$554,350 | | | | \$554,350 |
| 24450 | Ped/Bike Grade & Pave | | Regional Swap | \$554,350 | | | | \$554,350 |

Des Moines Area Metropolitan Planning Organization
420 Watson Powell Jr. Parkway, Suite 200, Des Moines, IA 50309
Phone: 515-334-0075, Fax: 515-334-0098, www.dmampo.org



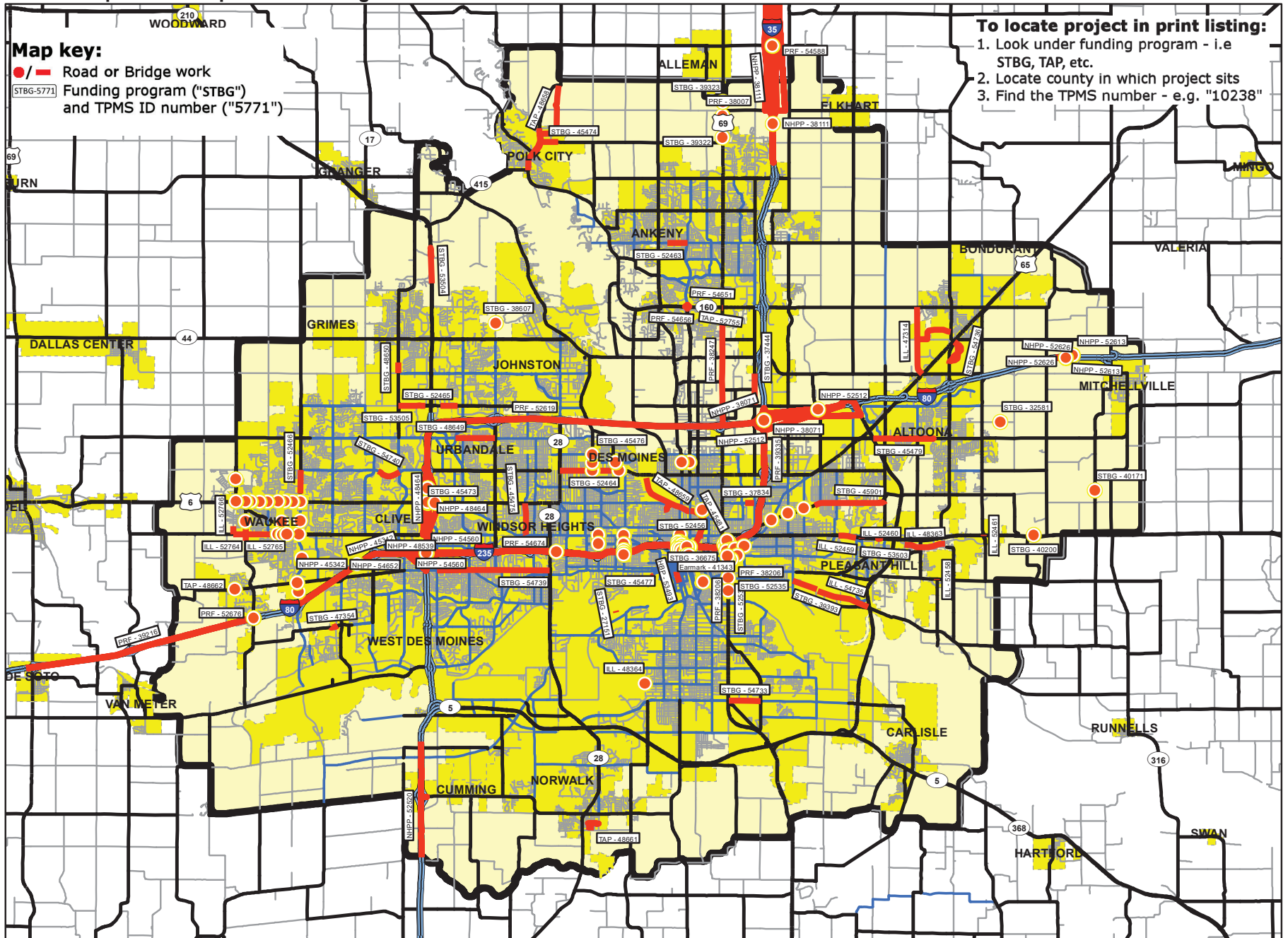
2024 Transportation Improvement Program

Map key:

- / — Road or Bridge work
- STBG-5771 Funding program ("STBG") and TPMS ID number ("5771")

To locate project in print listing:

1. Look under funding program - i.e STBG, TAP, etc.
2. Locate county in which project sits
3. Find the TPMS number - e.g. "10238"



MPO 26 / DMAMPO

| Project ID | Project Number | Approval Level | | 2024 | 2025 | 2026 | 2027 | Totals |
|------------|----------------|----------------|--|------|------|------|------|--------|
| Sponsor | Location | Letting Date | | | | | | |
| STIP ID | Work Codes | | | | | | | |

CMAQ

| | | | | | | | | |
|-----------------|---|---------------|--------------------|------------------|--|--|--|------------------|
| 52922 | STP-A-0132()--86-77 | FHWA Approved | Total | \$94,860 | | | | \$94,860 |
| Altoona | In the city of Altoona, ITS Master Plan for the City of Altoona | | Federal Aid | \$75,888 | | | | \$75,888 |
| 24138 | | | Regional | | | | | |
| | | | Swap | | | | | |
| 52454 | STP-A-1945()--22-77 | FHWA Approved | Total | \$290,000 | | | | \$290,000 |
| Des Moines | In the city of Des Moines, Traffic signal timing update, Phase 5 | | Federal Aid | \$232,000 | | | | \$232,000 |
| 24064 | Traffic Signals | | Regional | | | | | |
| | | | Swap | | | | | |
| 52924 | STP-A-7875(653)--86-77 | FHWA Approved | Total | \$180,000 | | | | \$180,000 |
| Urbandale | In the city of Urbandale, Adaptive Signal Coordination at various location along 100th Street | 11/21/2023 | Federal Aid | \$144,000 | | | | \$144,000 |
| 24139 | | | Regional | | | | | |
| | | | Swap | | | | | |
| 52925 | STP-A-8260()--22-77 | FHWA Approved | Total | \$540,000 | | | | \$540,000 |
| West Des Moines | In the city of West Des Moines, Traffic System Vehicle Detection Improvement Project-Phase 2 | | Federal Aid | \$432,000 | | | | \$432,000 |
| 24140 | | | Regional | | | | | |
| | | | Swap | | | | | |

Earmark

| | | | | | | | | |
|-----------------|---|---------------|--------------------|---------------------|--|--|--|---------------------|
| 41343 | EDP-PA26(001)--7Y-77 | FHWA Approved | Total | \$55,400,000 | | | | \$55,400,000 |
| MPO 26 / DMAMPO | On BIRDLAND DR, Over BIRDLAND LAGOON, S35 T79 R24 | 11/01/2022 | Federal Aid | \$25,550,000 | | | | \$25,550,000 |
| 24101 | Miscellaneous | | Regional | \$550,000 | | | | \$550,000 |
| | | | Swap | | | | | |

HBP

| | | | | | | | | |
|------------|--|---------------|--------------------|--------------------|--|--|--|--------------------|
| 53493 | BRM-1945(869)--8N-77 | FHWA Approved | Total | \$1,500,000 | | | | \$1,500,000 |
| Des Moines | In the city of Des Moines, SW 9TH ST over Cherry St, RR, MLK Parkway | 9/17/2024 | Federal Aid | \$1,200,000 | | | | \$1,200,000 |
| 24184 | Bridge Replacement | | Regional | | | | | |
| | | | Swap | \$300,000 | | | | \$300,000 |

| Project ID | Project Number | Approval Level | | 2024 | 2025 | 2026 | 2027 | Totals |
|------------|----------------|----------------|--|------|------|------|------|--------|
| Sponsor | Location | Letting Date | | | | | | |
| STIP ID | Work Codes | | | | | | | |

ILL

| | | | | | | | | |
|----------------------------------|--|---------------|----------------------|--------------|-------------|--|--|--------------|
| 47314 | ILL-0747()-93-77 | FHWA Approved | Total | \$26,988,205 | | | | \$26,988,205 |
| Bondurant | In the city of Bondurant, extension of Grant St and 10th St, widening of NE 64th St from NE 78th to S HWY 65 | | Federal Aid | | | | | |
| | Grade and Pave, Pavement Widening, Bridge New, Ped/Bike Miscellaneous | | Regional Swap | | | | | |
| 48363 | ILL-6102()-93-77 | FHWA Approved | Total | \$6,215,200 | | | | \$6,215,200 |
| Pleasant Hill | In the city of Pleasant Hill, design and construction of Martha L Miller Dr NE 60th to NE 70th | | Federal Aid | | | | | |
| | Grade and Pave, Outside Services Engineering | | Regional Swap | | | | | |
| 52764 | ILL-8177()-93-25 | FHWA Approved | Total | \$22,000,000 | | | | \$22,000,000 |
| Waukee | In the city of Waukee, from Gray Ave to 2300 ft S of University Ave and from Warrior Ln to 10th St | | Federal Aid | | | | | |
| | Grade and Pave, Pave | | Regional Swap | | | | | |
| 48364 | ILL-DMIA()-94-77 | FHWA Approved | Total | \$14,299,058 | | | | \$14,299,058 |
| Des Moines International Airport | In the Des Moines International Airport, the second and third phases of Cowles Drive reconstruction | | Federal Aid | | | | | |
| | Grade and Pave, Ped/Bike Miscellaneous | | Regional Swap | | | | | |
| 52458 | ILL-6102()-93-77 | FHWA Approved | Total | | \$5,500,000 | | | \$5,500,000 |
| Pleasant Hill | In the city of Pleasant Hill, On SE 68TH ST | | Federal Aid | | | | | |
| | Ped/Bike Structures | | Regional Swap | | | | | |
| 52765 | ILL-8177()-93-25 | FHWA Approved | Total | | \$8,000,000 | | | \$8,000,000 |
| Waukee | In the city of Waukee, On UNIVERSITY AVE | | Federal Aid | | | | | |
| | Grade and Pave, Recreational Trail | | Regional Swap | | | | | |

| Project ID | Project Number | Approval Level | | 2024 | 2025 | 2026 | 2027 | Totals |
|------------|----------------|----------------|--|------|------|------|------|--------|
| Sponsor | Location | Letting Date | | | | | | |
| STIP ID | Work Codes | | | | | | | |

ILL

| | | | | | | | | |
|---------------|--|---------------|----------------------|--|--|---------------------|---------------------|---------------------|
| 52459 | ILL-6102()-93-77 | FHWA Approved | Total | | | \$2,000,000 | | \$2,000,000 |
| Pleasant Hill | In the city of Pleasant Hill, On IA 163 E, Over FOUR MILE CREEK | | Federal Aid | | | | | |
| | Recreational Trail | | Regional Swap | | | | | |
| 52460 | ILL-6102()-93-77 | FHWA Approved | Total | | | \$900,000 | | \$900,000 |
| Pleasant Hill | In the city of Pleasant Hill, pedestrian crossing at University Ave and Hickory Blvd | | Federal Aid | | | | | |
| | Ped/Bike Miscellaneous | | Regional Swap | | | | | |
| 52461 | ILL-6102()-93-77 | FHWA Approved | Total | | | \$1,800,000 | | \$1,800,000 |
| Pleasant Hill | In the city of Pleasant Hill, On NE 80TH ST | | Federal Aid | | | | | |
| | Ped/Bike Miscellaneous | | Regional Swap | | | | | |
| 52766 | ILL-8177()-93-25 | FHWA Approved | Total | | | \$15,000,000 | | \$15,000,000 |
| Waukee | In the city of Waukee, On 10TH ST, from University Ave to R22/Ute Ave | | Federal Aid | | | | | |
| | Grade and Pave | | Regional Swap | | | | | |
| 54735 | ILL-1945()-93-77 | FHWA Approved | Total | | | | \$32,000,000 | \$32,000,000 |
| Des Moines | In the city of Des Moines, and Pleasant Hill, Southeast Connector from SE 36th St to US 65 | | Federal Aid | | | | | |
| | Work Not Assigned | | Regional Swap | | | | | |

NHPP

| | | | | | | | | |
|-----------------------------------|---|---------------|----------------------|---------------------|------------------|---------------------|--------------------|----------------------|
| 38111 | IM-035()-13-77 | FHWA Approved | Total | \$39,467,000 | | \$63,690,000 | \$1,246,000 | \$104,403,000 |
| Iowa Department of Transportation | I 35: NE 36th St to N of IA 210 | | Federal Aid | \$35,520,300 | | \$57,321,000 | \$1,121,400 | \$93,962,700 |
| 24317 | Grade and Pave, Bridge Replacement, Traffic Signs | | Regional Swap | | | | | |
| 38071 | IM-035()-13-77 | FHWA Approved | Total | \$26,978,000 | \$465,000 | | | \$27,443,000 |
| Iowa Department of Transportation | I 35: I-80/235 Interchange NE Of Des Moines | | Federal Aid | \$24,280,200 | | | | \$24,280,200 |
| 24391 | Grade and Pave, Lighting, Traffic Signs | | Regional Swap | | | | | |

| Project ID | Project Number | Approval Level | | 2024 | 2025 | 2026 | 2027 | Totals |
|--|--|----------------|----------------------|--------------------|---------------------|---------------------|---------------------|---------------------|
| Sponsor | Location | Letting Date | | | | | | |
| STIP ID | Work Codes | | | | | | | |
| NHPP | | | | | | | | |
| 52512 | IM-035()--13-77 | FHWA Approved | Total | \$121,000 | \$28,545,000 | \$23,159,000 | \$24,066,000 | \$75,891,000 |
| Iowa Department of Transportation | I 35: I-35/235 Interchange NE of Des Moines to US 65 | | Federal Aid | \$108,900 | \$25,690,500 | \$20,843,100 | \$21,659,400 | \$68,301,900 |
| 24393 | Grade and Pave, Pavement Rehab, Bridge New | | Regional Swap | | | | | |
| 48464 | IM-080()--13-77 | FHWA Approved | Total | \$6,146,000 | \$37,912,000 | \$35,894,000 | \$19,837,000 | \$99,789,000 |
| Iowa Department of Transportation | I 80: University Ave to N of Douglas Ave | | Federal Aid | \$5,531,400 | \$34,120,800 | \$32,304,600 | \$17,853,300 | \$89,810,100 |
| 24388 | Grade and Pave, Bridge New, Bridge Widening | | Regional Swap | | | | | |
| DOT Note: Project will use 2027 NHFP funds | | | | | | | | |
| 45338 | IMX-080()--02-77 | FHWA Approved | Total | \$3,773,000 | | | | \$3,773,000 |
| Iowa Department of Transportation | I 80: NW 72nd St 1.0 mi W of IA 28 (EB/WB) | | Federal Aid | \$3,395,700 | | | | \$3,395,700 |
| 24377 | Bridge Rehabilitation | | Regional Swap | | | | | |
| 45342 | IM-080()--13-25 | FHWA Approved | Total | | \$20,236,000 | \$24,053,000 | \$195,000 | \$44,484,000 |
| Iowa Department of Transportation | I 80: W of Grand Prairie Pkwy to E of Jordan Creek Pkwy | | Federal Aid | | \$18,212,400 | \$21,647,700 | | \$39,860,100 |
| | Grade and Pave, Bridge Replacement, Traffic Signs | | Regional Swap | | | | | |
| 54652 | IMX-080()--02-77 | FHWA Approved | Total | | \$2,174,000 | | | \$2,174,000 |
| Iowa Department of Transportation | I 80: EB I-80 Aux Lanes at W I-35/235 Interchange | | Federal Aid | | \$1,956,600 | | | \$1,956,600 |
| | Grade and Pave | | Regional Swap | | | | | |
| 52613 | IMX-080()--02-77 | FHWA Approved | Total | | \$2,801,000 | | | \$2,801,000 |
| Iowa Department of Transportation | I 80: Mitchellville Rest Area 1.2 mi W of Co Rd S27 (WB) | | Federal Aid | | \$2,520,900 | | | \$2,520,900 |
| | Grade and Pave, Lighting, Traffic Signs | | Regional Swap | | | | | |
| 54560 | IM-035()--13-77 | FHWA Approved | Total | | | \$500,000 | \$62,000,000 | \$62,500,000 |
| Iowa Department of Transportation | I 35: SW I-35/80/235 Interchange in West Des Moines | | Federal Aid | | | \$450,000 | \$55,800,000 | \$56,250,000 |
| | Grade and Pave, Bridge New, Traffic Signs | | Regional Swap | | | | | |

| Project ID | Project Number | Approval Level | | 2024 | 2025 | 2026 | 2027 | Totals |
|------------|----------------|----------------|--|------|------|------|------|--------|
| Sponsor | Location | Letting Date | | | | | | |
| STIP ID | Work Codes | | | | | | | |

NHPP

| | | | | | | | | |
|-----------------------------------|--|---------------|----------------------|--|--|--------------------|---------------------|---------------------|
| 48539 | IMX-080()--02-77 | FHWA Approved | Total | | | \$682,000 | | \$682,000 |
| Iowa Department of Transportation | I 80: WB I-80 Ramp at W I-35/235 Interchange | | Federal Aid | | | \$613,800 | | \$613,800 |
| | Grade and Pave | | Regional Swap | | | | | |
| 52626 | IMX-080()--02-77 | FHWA Approved | Total | | | \$5,392,000 | | \$5,392,000 |
| Iowa Department of Transportation | I 80: Mitchellville Rest Area 1.4 mi W of Co Rd S27 (EB) | | Federal Aid | | | \$4,852,800 | | \$4,852,800 |
| | Grade and Pave, Lighting, Traffic Signs | | Regional Swap | | | | | |
| 52520 | IM-NHS-035()--03-91 | FHWA Approved | Total | | | | \$29,747,000 | \$29,747,000 |
| Iowa Department of Transportation | I 35: 1.8 miles S of Co Rd G14 to 0.25 mi N of Adams St (NB) | | Federal Aid | | | | \$25,284,950 | \$25,284,950 |
| | Grade and Pave, Traffic Signs | | Regional Swap | | | | | |

PL

| | | | | | | | | |
|-----------------|----------------------|---------------|----------------------|--------------------|--------------------|--------------------|--------------------|--------------------|
| 38361 | RGPL-PA26()--PL-77 | FHWA Approved | Total | \$1,440,254 | \$1,285,640 | \$1,313,299 | \$1,319,261 | \$5,358,454 |
| MPO 26 / DMAMPO | MPO Planning Funding | | Federal Aid | \$980,000 | \$998,000 | \$1,020,000 | \$1,020,000 | \$4,018,000 |
| 24010 | Miscellaneous | | Regional Swap | | | | | |

PRF

| | | | | | | | | |
|-----------------------------------|---|---------------|----------------------|--------------------|--|--|--|--------------------|
| 38007 | BRFN-069()--39-77 | FHWA Approved | Total | \$1,478,000 | | | | \$1,478,000 |
| Iowa Department of Transportation | US 69: Fourmile Creek 0.1 mi S of Co Rd F22 | | Federal Aid | | | | | |
| | Bridge Replacement | | Regional Swap | | | | | |
| 45316 | BRFN-141()--39-77 | FHWA Approved | Total | \$1,181,000 | | | | \$1,181,000 |
| Iowa Department of Transportation | IA 141: IA 44 Interchange in Grimes (EB/WB) | | Federal Aid | | | | | |
| | Bridge Deck Overlay | | Regional Swap | | | | | |

| Project ID | Project Number | Approval Level | | 2024 | 2025 | 2026 | 2027 | Totals |
|------------|----------------|----------------|--|------|------|------|------|--------|
| Sponsor | Location | Letting Date | | | | | | |
| STIP ID | Work Codes | | | | | | | |

PRF

| | | | | | | | | |
|-----------------------------------|--|---------------|----------------------|------------------|------------------|------------------|------------------|------------------|
| 54588 | IMN-035())--0E-77 | FHWA Approved | Total | \$125,000 | | | | \$125,000 |
| Iowa Department of Transportation | I 35: Mitigation for Polk - Story I-35 | | Federal Aid | | | | | |
| | Wetland Mitigation | | Regional Swap | | | | | |
| 39335 | IMN-235())--0E-77 | FHWA Approved | Total | \$120,000 | \$125,000 | \$250,000 | \$250,000 | \$745,000 |
| Iowa Department of Transportation | I 235: SW I-35/80 Interchange to NE I-35/80 Interchange | | Federal Aid | | | | | |
| | Landscaping | | Regional Swap | | | | | |
| 54674 | IMN-235())--0E-77 | FHWA Approved | Total | \$164,000 | | | | \$164,000 |
| Iowa Department of Transportation | I 235: Cummins Parkway 0.2 mi E of IA 28 in Des Moines (WB) | | Federal Aid | | | | | |
| | Bridge Rehabilitation | | Regional Swap | | | | | |
| 38247 | NHSN-069())--2R-77 | FHWA Approved | Total | \$228,000 | | | | \$228,000 |
| Iowa Department of Transportation | US 69: I-80 to SE 33rd St in Ankeny | | Federal Aid | | | | | |
| | Erosion Control | | Regional Swap | | | | | |
| 54651 | NHSN-415())--2R-77 | FHWA Approved | Total | \$575,000 | | | | \$575,000 |
| Iowa Department of Transportation | IA 415: SW State St and Oralabor Rd Intersection in Ankeny | | Federal Aid | | | | | |
| | Grade and Pave | | Regional Swap | | | | | |
| 54656 | NHSN-415())--2R-77 | FHWA Approved | Total | \$25,000 | | | | \$25,000 |
| Iowa Department of Transportation | IA 415: Oralabor Gateway Trail Crossing at SW State St in Ankeny | | Federal Aid | | | | | |
| | Pave | | Regional Swap | | | | | |

| Project ID | Project Number | Approval Level | | 2024 | 2025 | 2026 | 2027 | Totals |
|------------|----------------|----------------|--|------|------|------|------|--------|
| Sponsor | Location | Letting Date | | | | | | |
| STIP ID | Work Codes | | | | | | | |

PRF

| | | | | | | | | |
|-----------------------------------|---|---------------|----------------------|--------------------|--------------------|--|--|--------------------|
| 39216 | STPN-080)--2J-25 | FHWA Approved | Total | \$914,000 | | | | \$914,000 |
| Iowa Department of Transportation | I 80: US 6/169 Interchange to Co Rd R22/Ute Ave Interchange | | Federal Aid | | | | | |
| | Traffic Signs | | Regional Swap | | | | | |
| 52619 | STPN-080)--2J-77 | FHWA Approved | Total | \$1,673,000 | | | | \$1,673,000 |
| Iowa Department of Transportation | I 80: NW 86th St Interchange to NE I-35/235 Interchange | | Federal Aid | | | | | |
| | Traffic Signs | | Regional Swap | | | | | |
| 52676 | IMN-080)--0E-25 | FHWA Approved | Total | | \$1,347,000 | | | \$1,347,000 |
| Iowa Department of Transportation | I 80: Co Rd R22 (Ute Ave) Interchange | | Federal Aid | | | | | |
| | Bridge Deck Overlay | | Regional Swap | | | | | |
| 48601 | IMN-235)--0E-77 | FHWA Approved | Total | | \$2,140,000 | | | \$2,140,000 |
| Iowa Department of Transportation | I 235: E 6th St, E 9th St, E 12th St, and US 69 in Des Moines | | Federal Aid | | | | | |
| | Bridge Painting | | Regional Swap | | | | | |
| 38206 | NHSN-069)--2R-77 | FHWA Approved | Total | | \$1,384,000 | | | \$1,384,000 |
| Iowa Department of Transportation | US 69: Des Moines River to N of Maury Ave in Des Moines (State Share) | | Federal Aid | | | | | |
| | Pavement Widening, Traffic Signals, Right of Way | | Regional Swap | | | | | |

STBG

| | | | | | | | | |
|-----------------------------------|---|---------------|----------------------|--------------------|--|--|--|--------------------|
| 39322 | BRF-069)--38-77 | FHWA Approved | Total | \$1,490,000 | | | | \$1,490,000 |
| Iowa Department of Transportation | US 69: Fourmile Creek 0.8 mi S of Co Rd F22 | | Federal Aid | \$1,192,000 | | | | \$1,192,000 |
| 24333 | Bridge Replacement | | Regional Swap | | | | | |
| 39323 | BRF-069)--38-77 | FHWA Approved | Total | \$1,974,000 | | | | \$1,974,000 |
| Iowa Department of Transportation | US 69: Fourmile Creek 0.3 mi N of Co Rd F22 | | Federal Aid | \$1,579,200 | | | | \$1,579,200 |
| 24334 | Bridge Replacement | | Regional Swap | | | | | |

| Project ID | Project Number | Approval Level | | 2024 | 2025 | 2026 | 2027 | Totals |
|------------|----------------|----------------|--|------|------|------|------|--------|
| Sponsor | Location | Letting Date | | | | | | |
| STIP ID | Work Codes | | | | | | | |

STBG

| | | | | | | | | |
|-----------------|--|---------------|--------------------|--------------------|--------------------|--------------------|--------------------|--------------------|
| 45512 | RGPL-PA26())--ST-00 | FHWA Approved | Total | \$20,016 | | | | \$20,016 |
| MPO 26 / DMAMPO | Pavement data collection | | Federal Aid | \$16,680 | | | | \$16,680 |
| 24080 | Miscellaneous | | Regional | \$16,680 | | | | \$16,680 |
| | | | Swap | | | | | |
| 27146 | RGPL-PA26())--ST-77 | FHWA Approved | Total | \$119,000 | \$119,000 | \$119,000 | \$119,000 | \$476,000 |
| MPO 26 / DMAMPO | Multimodal planning activities to reduce SOV trips, and maintaining mode choice for MPOs travel demand model | | Federal Aid | \$95,000 | \$95,000 | \$95,000 | \$95,000 | \$380,000 |
| 24009 | Miscellaneous, Ped/Bike Miscellaneous, Transit Investments | | Regional | \$95,000 | \$95,000 | \$95,000 | \$95,000 | \$380,000 |
| | | | Swap | | | | | |
| 22143 | RGTR-PA26())--ST-00 | FHWA Approved | Total | \$1,755,000 | \$1,700,000 | \$1,827,000 | \$1,900,000 | \$7,182,000 |
| MPO 26 / DMAMPO | DART: Vehicle Purchase | | Federal Aid | \$1,355,000 | \$1,300,000 | \$1,427,000 | \$1,500,000 | \$5,582,000 |
| 24072 | Transit Investments | | Regional | \$1,355,000 | \$1,300,000 | \$1,427,000 | \$1,500,000 | \$5,582,000 |
| | | | Swap | | | | | |
| 37444 | STP-S-C077(233)--5E-77 | FHWA Approved | Total | \$3,700,000 | | | | \$3,700,000 |
| Polk County | On NE 22nd St, from NE 54 Ave 0.5 miles to N of NE 58 Ave | 2/20/2024 | Federal Aid | \$1,750,000 | | | | \$1,750,000 |
| 24277 | Pavement Rehab/Widen | | Regional | \$1,750,000 | | | | \$1,750,000 |
| | | | Swap | | | | | |
| 32581 | STP-S-C077(239)--5E-77 | FHWA Approved | Total | \$950,000 | | | | \$950,000 |
| Polk County | On NE 50TH AVE, Over MUD CREEK, E of NE 80TH ST | 1/17/2024 | Federal Aid | \$300,000 | | | | \$300,000 |
| 24278 | Bridge Replacement | | Regional | \$300,000 | | | | \$300,000 |
| | | | Swap | | | | | |
| 40171 | STP-S-C077(241)--5A-77 | FHWA Approved | Total | \$1,100,000 | | | | \$1,100,000 |
| Polk County | On NE 108TH ST, Over CAMP CREEK, S26 T79 R22 | 2/20/2024 | Federal Aid | \$650,000 | | | | \$650,000 |
| 24275 | Bridge Replacement | | Regional | \$650,000 | | | | \$650,000 |
| | | | Swap | | | | | |
| 45479 | STP-U-0132(625)--70-77 | FHWA Approved | Total | \$9,468,200 | | | | \$9,468,200 |
| Altoona | In the city of Altoona, Along 8th Street SW from 34th Ave SW to Venbury Drive | 1/17/2024 | Federal Aid | \$2,881,200 | | | | \$2,881,200 |
| 24047 | Grade and Pave, Ped/Bike Grade & Pave | | Regional | \$2,881,200 | | | | \$2,881,200 |
| | | | Swap | | | | | |

PA Note: This project includes MPO STBG and TAP awards

| Project ID | Project Number | Approval Level | | 2024 | 2025 | 2026 | 2027 | Totals |
|------------|----------------|----------------|--|------|------|------|------|--------|
| Sponsor | Location | Letting Date | | | | | | |
| STIP ID | Work Codes | | | | | | | |

STBG

| | | | | | | | | |
|-----------------|--|---------------|----------------------|---------------------|--|--|--|---------------------|
| 39393 | STP-U-1945()-70-77 | FHWA Approved | Total | \$26,000,000 | | | | \$26,000,000 |
| Des Moines | In the city of Des Moines, SE CONN from 30th St to SE 36th St | | Federal Aid | \$11,284,000 | | | | \$11,284,000 |
| 24014 | Pavement Rehab/Widen, Bridge New, Ped/Bike Miscellaneous | | Regional Swap | \$11,284,000 | | | | \$11,284,000 |
| 36675 | STP-U-1945(858)-70-77 | FHWA Approved | Total | \$20,000,000 | | | | \$20,000,000 |
| Des Moines | In the city of Des Moines, Walnut Street Bridge Replacement | 12/19/2023 | Federal Aid | \$3,400,000 | | | | \$3,400,000 |
| 24432 | Bridge Replacement | | Regional Swap | \$3,400,000 | | | | \$3,400,000 |
| 37834 | STP-U-1945(859)-70-77 | FHWA Approved | Total | \$6,600,000 | | | | \$6,600,000 |
| Des Moines | In the city of Des Moines, Guthrie Avenue Viaduct Rehabilitation | 2/20/2024 | Federal Aid | \$2,000,000 | | | | \$2,000,000 |
| 24431 | Pavement Rehab | | Regional Swap | \$2,000,000 | | | | \$2,000,000 |
| 45476 | STP-U-1945(872)-70-77 | FHWA Approved | Total | \$1,500,000 | | | | \$1,500,000 |
| Des Moines | In the city of Des Moines, citywide ITS upgrade Phase 4 | 12/19/2023 | Federal Aid | \$500,000 | | | | \$500,000 |
| 24046 | Traffic Signals | | Regional Swap | \$500,000 | | | | \$500,000 |
| 45474 | STP-U-6170(606)-70-77 | FHWA Approved | Total | \$2,226,651 | | | | \$2,226,651 |
| Polk City | In the city of Polk City, On E NORTHSIDE DR, Over BIG CREEK, S36 T81 R25 | 3/19/2024 | Federal Aid | \$1,164,651 | | | | \$1,164,651 |
| 24045 | Pavement Rehab/Widen, Ped/Bike Grade & Pave | | Regional Swap | \$1,164,651 | | | | \$1,164,651 |
| 45475 | STP-U-8477(615)-70-77 | FHWA Approved | Total | \$10,000,000 | | | | \$10,000,000 |
| Windsor Heights | In the city of Windsor Heights, 73rd Street from University to Hickman | 2/20/2024 | Federal Aid | \$2,250,000 | | | | \$2,250,000 |
| 24120 | Pavement Rehab/Widen | | Regional Swap | \$2,250,000 | | | | \$2,250,000 |
| 27151 | TAP-T-1945()-8V-77 | FHWA Approved | Total | \$425,000 | | | | \$425,000 |
| Des Moines | In the city of Des Moines, Bill Riley Trail Bridge, Over Raccoon River | | Federal Aid | \$100,000 | | | | \$100,000 |
| 24015 | Ped/Bike Structures | | Regional Swap | \$100,000 | | | | \$100,000 |

| Project ID | Project Number | Approval Level | | 2024 | 2025 | 2026 | 2027 | Totals |
|------------|----------------|----------------|--|------|------|------|------|--------|
| Sponsor | Location | Letting Date | | | | | | |
| STIP ID | Work Codes | | | | | | | |

STBG

| | | | | | | | | |
|-------------|--|---------------|----------------------|--|---------------------|--|--|---------------------|
| 38607 | STP-S-C077)--7M-77 | FHWA Approved | Total | | \$1,165,000 | | | \$1,165,000 |
| Polk County | On NW 86 St, Over LITTLE BEAVER CREEK, approx. 0.50 MI N of NW 70TH AVE | | Federal Aid | | \$600,000 | | | \$600,000 |
| | Bridge Replacement | | Regional Swap | | \$600,000 | | | \$600,000 |
| 40200 | STP-S-C077(BR6721)--7M-77 | FHWA Approved | Total | | \$900,000 | | | \$900,000 |
| Polk County | On NE 12TH AVE, Over MUD CREEK, approx. 0.50 Mi E of NE 88 ST | | Federal Aid | | \$600,000 | | | \$600,000 |
| | Bridge Replacement | | Regional Swap | | \$600,000 | | | \$600,000 |
| 45473 | STP-U-1425)--70-77 | FHWA Approved | Total | | \$88,900,000 | | | \$88,900,000 |
| Clive | In the city of Clive, On I 80 W, Over WALNUT CREEK, S32 T79 R25 | | Federal Aid | | \$2,500,000 | | | \$2,500,000 |
| | Pavement Rehab/Widen, Bridge Replacement | | Regional Swap | | \$2,500,000 | | | \$2,500,000 |
| 45477 | STP-U-1945)--70-77 | FHWA Approved | Total | | \$3,000,000 | | | \$3,000,000 |
| Des Moines | In the city of Des Moines, On FLEUR DR, Over RACCOON AND RR, S8 T78 R24 | | Federal Aid | | \$2,000,000 | | | \$2,000,000 |
| | Bridge Rehabilitation | | Regional Swap | | \$2,000,000 | | | \$2,000,000 |
| 48651 | STP-U-1945)--70-77 | FHWA Approved | Total | | \$1,500,000 | | | \$1,500,000 |
| Des Moines | In the city of Des Moines, ITS Upgrade Phase 5 | | Federal Aid | | \$500,000 | | | \$500,000 |
| | Traffic Signals | | Regional Swap | | \$500,000 | | | \$500,000 |
| 52464 | STP-U-1945)--70-77 | FHWA Approved | Total | | \$10,500,000 | | | \$10,500,000 |
| Des Moines | In the city of Des Moines, On Douglas Avenue, from Lower Beaver Road to Merle Hay Road | | Federal Aid | | \$4,500,000 | | | \$4,500,000 |
| | Pavement Rehab | | Regional Swap | | \$4,500,000 | | | \$4,500,000 |
| 48650 | STP-U-3125)--70-25 | FHWA Approved | Total | | \$7,040,000 | | | \$7,040,000 |
| Grimes | In the city of Grimes, S11th to 19th Street, SE 19th St from S James St to 200' west of Jacob St | | Federal Aid | | \$500,000 | | | \$500,000 |
| | Pavement Rehab/Widen, Traffic Signals, Ped/Bike Grade & Pave | | Regional Swap | | \$500,000 | | | \$500,000 |

| Project ID | Project Number | Approval Level | | 2024 | 2025 | 2026 | 2027 | Totals |
|------------|----------------|----------------|--|------|------|------|------|--------|
| Sponsor | Location | Letting Date | | | | | | |
| STIP ID | Work Codes | | | | | | | |

STBG

| | | | | | | | | |
|-----------------------------------|---|---------------|----------------------|--|---------------------|--------------------|--|---------------------|
| 48649 | STP-U-7875()--70-77 | FHWA Approved | Total | | \$1,850,000 | | | \$1,850,000 |
| Urbandale | In the city of Urbandale, Meredith Dr from 86th to 104th St | | Federal Aid | | \$500,000 | | | \$500,000 |
| | Pavement Rehab, Ped/Bike Grade & Pave | | Regional Swap | | \$500,000 | | | \$500,000 |
| 47354 | STP-U-8260()--70-25 | FHWA Approved | Total | | \$10,952,905 | | | \$10,952,905 |
| West Des Moines | In the city of West Des Moines, reconstruction of Civic Mills Pkwy from S 91 Street to S Grand Prairie Pkwy | | Federal Aid | | \$1,151,500 | | | \$1,151,500 |
| | Pavement Rehab, Ped/Bike Miscellaneous | | Regional Swap | | \$1,151,500 | | | \$1,151,500 |
| 52670 | BRF-065()--38-77 | FHWA Approved | Total | | | \$1,813,000 | | \$1,813,000 |
| Iowa Department of Transportation | US 65: US 6 Interchange 1.0 mi S of I-80 | | Federal Aid | | | \$1,450,400 | | \$1,450,400 |
| | Bridge Deck Overlay | | Regional Swap | | | | | |
| 52463 | STP-U-0187(653)--70-77 | FHWA Approved | Total | | | \$8,250,000 | | \$8,250,000 |
| Ankeny | In the city of Ankeny, West 1st Street from Greenwood Street to State Street | 11/18/2025 | Federal Aid | | | \$2,846,500 | | \$2,846,500 |
| | Pavement Rehab/Widen | | Regional Swap | | | \$2,846,500 | | \$2,846,500 |
| 52455 | STP-U-1945()--70-77 | FHWA Approved | Total | | | \$3,000,000 | | \$3,000,000 |
| Des Moines | In the city of Des Moines, Intelligent transportation systems upgrade, phase 6 | | Federal Aid | | | \$1,500,000 | | \$1,500,000 |
| | Traffic Signals | | Regional Swap | | | \$1,500,000 | | \$1,500,000 |
| 52456 | STP-U-1945()--70-77 | FHWA Approved | Total | | | \$4,000,000 | | \$4,000,000 |
| Des Moines | In the city of Des Moines, University Ave bridge rehabilitation over the Des Moines River | | Federal Aid | | | \$3,000,000 | | \$3,000,000 |
| | Bridge Rehabilitation | | Regional Swap | | | \$3,000,000 | | \$3,000,000 |
| 52465 | STP-U-3125()--70-77 | FHWA Approved | Total | | | \$5,191,000 | | \$5,191,000 |
| Grimes | In the city of Grimes, SE Destination Drive to Northpark Drive | | Federal Aid | | | \$500,000 | | \$500,000 |
| | Pavement Rehab | | Regional Swap | | | \$500,000 | | \$500,000 |

| Project ID | Project Number | Approval Level | | 2024 | 2025 | 2026 | 2027 | Totals |
|------------|----------------|----------------|--|------|------|------|------|--------|
| Sponsor | Location | Letting Date | | | | | | |
| STIP ID | Work Codes | | | | | | | |

STBG

| | | | | | | | | |
|-----------------------------------|---|---------------|----------------------|--|--|---------------------|---------------------|---------------------|
| 52466 | STP-U-8177())--70-25 | FHWA Approved | Total | | | \$20,450,000 | | \$20,450,000 |
| Waukee | In the city of Waukee, On ALICES RD, reconstruction from NE Horizon Drive to Douglas Parkway | | Federal Aid | | | \$1,350,000 | | \$1,350,000 |
| | Unknown Pavement - Replace, Pavement Widening | | Regional Swap | | | \$1,350,000 | | \$1,350,000 |
| 52535 | BRF-069())--38-77 | FHWA Approved | Total | | | | \$21,014,000 | \$21,014,000 |
| Iowa Department of Transportation | US 69: Des Moines River 1.4 mi S of I-235 in Des Moines | | Federal Aid | | | | \$16,811,200 | \$16,811,200 |
| | Bridge New, Right of Way | | Regional Swap | | | | | |
| 45901 | STP-S-C077(NE23AVE)--5E-77 | FHWA Approved | Total | | | | \$5,950,000 | \$5,950,000 |
| Polk County | On NE 23 AVE from Fourmile Creek to NE 56th St. | | Federal Aid | | | | \$3,250,000 | \$3,250,000 |
| | Pavement Rehab | | Regional Swap | | | | \$3,250,000 | \$3,250,000 |
| 54736 | STP-U-0747())--70-77 | FHWA Approved | Total | | | | \$13,281,090 | \$13,281,090 |
| Bondurant | In the city of Bondurant, On Grant St S, Highway 65 south to approximately 1500 FT north of 32nd Street SW. | | Federal Aid | | | | \$250,000 | \$250,000 |
| | Work Not Assigned | | Regional Swap | | | | \$250,000 | \$250,000 |
| 54733 | STP-U-1945())--70-77 | FHWA Approved | Total | | | | \$10,600,000 | \$10,600,000 |
| Des Moines | In the city of Des Moines, East Army Post Road from Se 14th St to Indianola Ave | | Federal Aid | | | | \$2,600,000 | \$2,600,000 |
| | Grade and Pave | | Regional Swap | | | | \$2,600,000 | \$2,600,000 |
| 54734 | STP-U-1945())--70-77 | FHWA Approved | Total | | | | \$2,000,000 | \$2,000,000 |
| Des Moines | In the city of Des Moines, Traffic Signal Timing Phase 7 | | Federal Aid | | | | \$1,000,000 | \$1,000,000 |
| | ITS Infrastructure | | Regional Swap | | | | \$1,000,000 | \$1,000,000 |
| 53505 | STP-U-3125())--70-77 | FHWA Approved | Total | | | | \$7,354,000 | \$7,354,000 |
| Grimes | In the city of Grimes, On SE 37thg St, S. James Street to SE Gateway Drive | | Federal Aid | | | | \$400,000 | \$400,000 |
| | Work Not Assigned | | Regional Swap | | | | \$400,000 | \$400,000 |

| Project ID | Project Number | Approval Level | | 2024 | 2025 | 2026 | 2027 | Totals |
|------------|----------------|----------------|--|------|------|------|------|--------|
| Sponsor | Location | Letting Date | | | | | | |
| STIP ID | Work Codes | | | | | | | |

STBG

| | | | | | | | | |
|-----------------|--|---------------|----------------------|--|--|--|---------------------|---------------------|
| 53504 | STP-U-3827()--70-77 | FHWA Approved | Total | | | | \$16,500,000 | \$16,500,000 |
| Johnston | In the city of Johnston, Towner Drive Interchange | | Federal Aid | | | | \$500,000 | \$500,000 |
| | Work Not Assigned | | Regional Swap | | | | \$500,000 | \$500,000 |
| 53503 | STP-U-6102()--70-77 | FHWA Approved | Total | | | | \$1,163,000 | \$1,163,000 |
| Pleasant Hill | In the city of Pleasant Hill, University Ave and Sherrylynn Blvd Intersection Improvements | | Federal Aid | | | | \$500,000 | \$500,000 |
| | Work Not Assigned | | Regional Swap | | | | \$500,000 | \$500,000 |
| 54740 | STP-U-7875()--70-77 | FHWA Approved | Total | | | | \$1,200,000 | \$1,200,000 |
| Urbandale | In the city of Urbandale, On Douglas Parkway, from 128th St to Timberline Creek | | Federal Aid | | | | \$500,000 | \$500,000 |
| | Work Not Assigned | | Regional Swap | | | | \$500,000 | \$500,000 |
| 54739 | STP-U-8260()--70-77 | FHWA Approved | Total | | | | \$10,000,000 | \$10,000,000 |
| West Des Moines | In the city of West Des Moines, On Ashworth Road, from 1st Street to 50th Street | | Federal Aid | | | | \$1,500,000 | \$1,500,000 |
| | Grade and Pave | | Regional Swap | | | | \$1,500,000 | \$1,500,000 |

TAP

| | | | | | | | | |
|------------|---|---------------|----------------------|--------------------|--|--|--|--------------------|
| 45481 | TAP-T-1945(866)--8V-77 | FHWA Approved | Total | \$1,565,000 | | | | \$1,565,000 |
| Des Moines | In the city of Des Moines, from W River Dr to 2nd Ave, a multi-use trail along the Des Moines River | 2/20/2024 | Federal Aid | \$500,000 | | | | \$500,000 |
| 24048 | Ped/Bike Grade & Pave, Ped/Bike Miscellaneous | | Regional Swap | \$500,000 | | | | \$500,000 |
| 48661 | TAP-T-5587()--8V-77 | FHWA Approved | Total | \$125,000 | | | | \$125,000 |
| Norwalk | In the city of Norwalk, sidewalk infill gaps on Elm Ave, Lewis Ave, Main Street | | Federal Aid | \$100,000 | | | | \$100,000 |
| 24057 | Ped/Bike Grade & Pave | | Regional Swap | \$100,000 | | | | \$100,000 |
| 48662 | TAP-T-8177(601)--8V-25 | FHWA Approved | Total | \$800,000 | | | | \$800,000 |
| Waukee | In the city of Waukee, traffic signal, school crossing, and trail crossing improvements at 22 locations | 12/19/2023 | Federal Aid | \$132,800 | | | | \$132,800 |
| 24127 | Railroad Signals, Traffic Signs, Ped/Bike Miscellaneous | | Regional Swap | \$132,800 | | | | \$132,800 |

| Project ID | Project Number | Approval Level | | 2024 | 2025 | 2026 | 2027 | Totals |
|------------|----------------|----------------|--|------|------|------|------|--------|
| Sponsor | Location | Letting Date | | | | | | |
| STIP ID | Work Codes | | | | | | | |

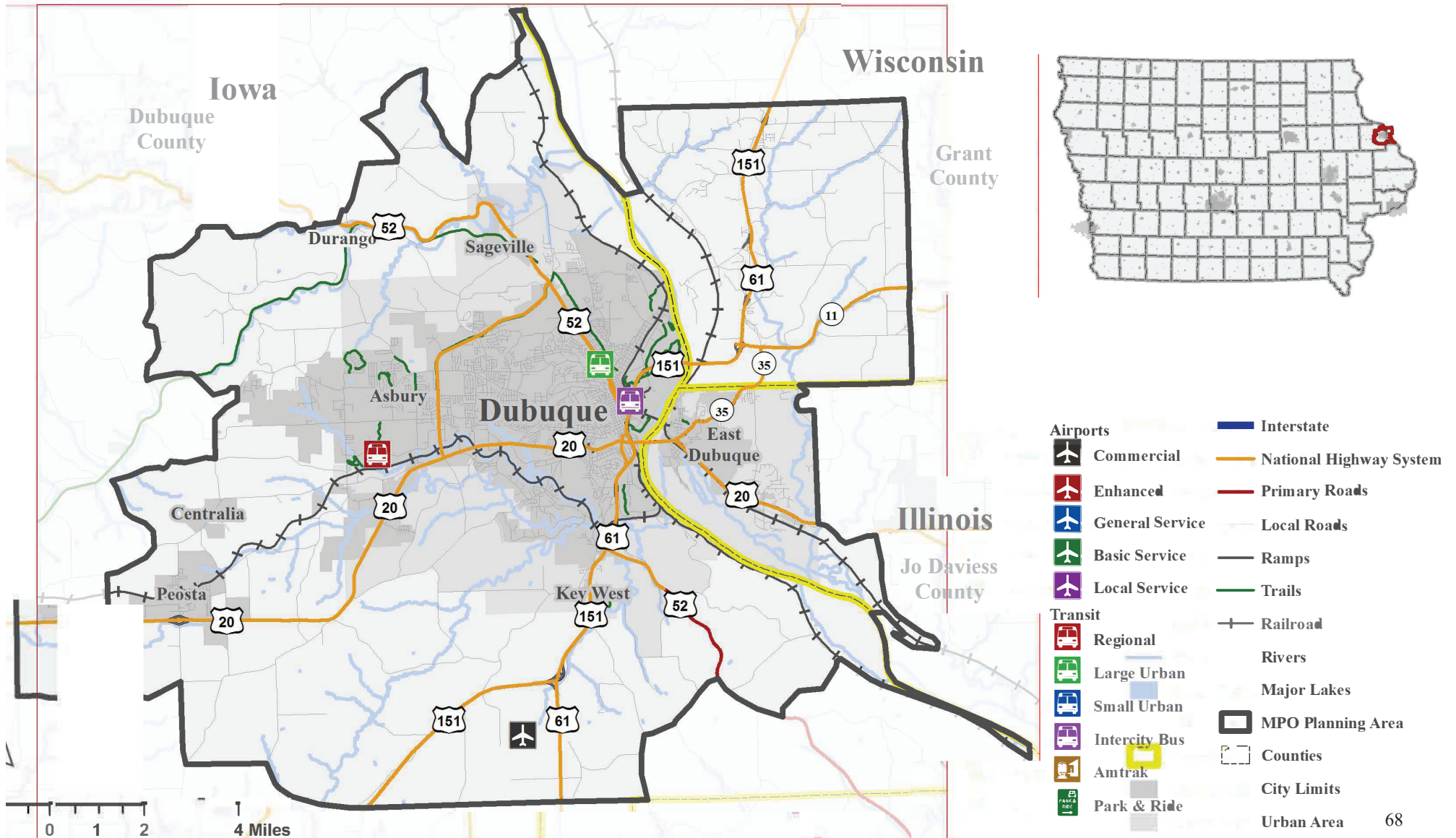
TAP

| | | | | | | | | |
|--------------------------------|--|---------------|----------------------|--|--------------------|--------------------|--|--------------------|
| 48658 | TAP-T-C077()-8V-77 | FHWA Approved | Total | | \$1,390,000 | | | \$1,390,000 |
| Polk County Conservation Board | In Polk County, a multiuse trail connection from Polk City to High Trestle Trail | | Federal Aid | | \$500,000 | | | \$500,000 |
| | Ped/Bike Grade & Pave, Ped/Bike Miscellaneous | | Regional Swap | | \$500,000 | | | \$500,000 |
| 52755 | TAP-T-0187()-8V-77 | FHWA Approved | Total | | | \$3,200,000 | | \$3,200,000 |
| Ankeny | In the city of Ankeny, On Oralabor Gateway Trail, across Ankeny Boulevard intersection | | Federal Aid | | | \$440,000 | | \$440,000 |
| | Ped/Bike Structures | | Regional Swap | | | \$440,000 | | \$440,000 |
| 48659 | TAP-T-1945(868)-8V-77 | FHWA Approved | Total | | | \$2,800,000 | | \$2,800,000 |
| Des Moines | In the city of Des Moines, multiuse trail connection from Franklin to Inter-Urban and Trestle to Trestle Trail | 1/22/2025 | Federal Aid | | | \$1,100,000 | | \$1,100,000 |
| | Ped/Bike Grade & Pave, Ped/Bike Miscellaneous | | Regional Swap | | | \$800,000 | | \$800,000 |

Dubuque Metro Area Transportation Study

7600 Commerce Park, Dubuque, IA 52002

Phone: 563-556-4166, Fax: 563-556-0348, www.eciatrans.org



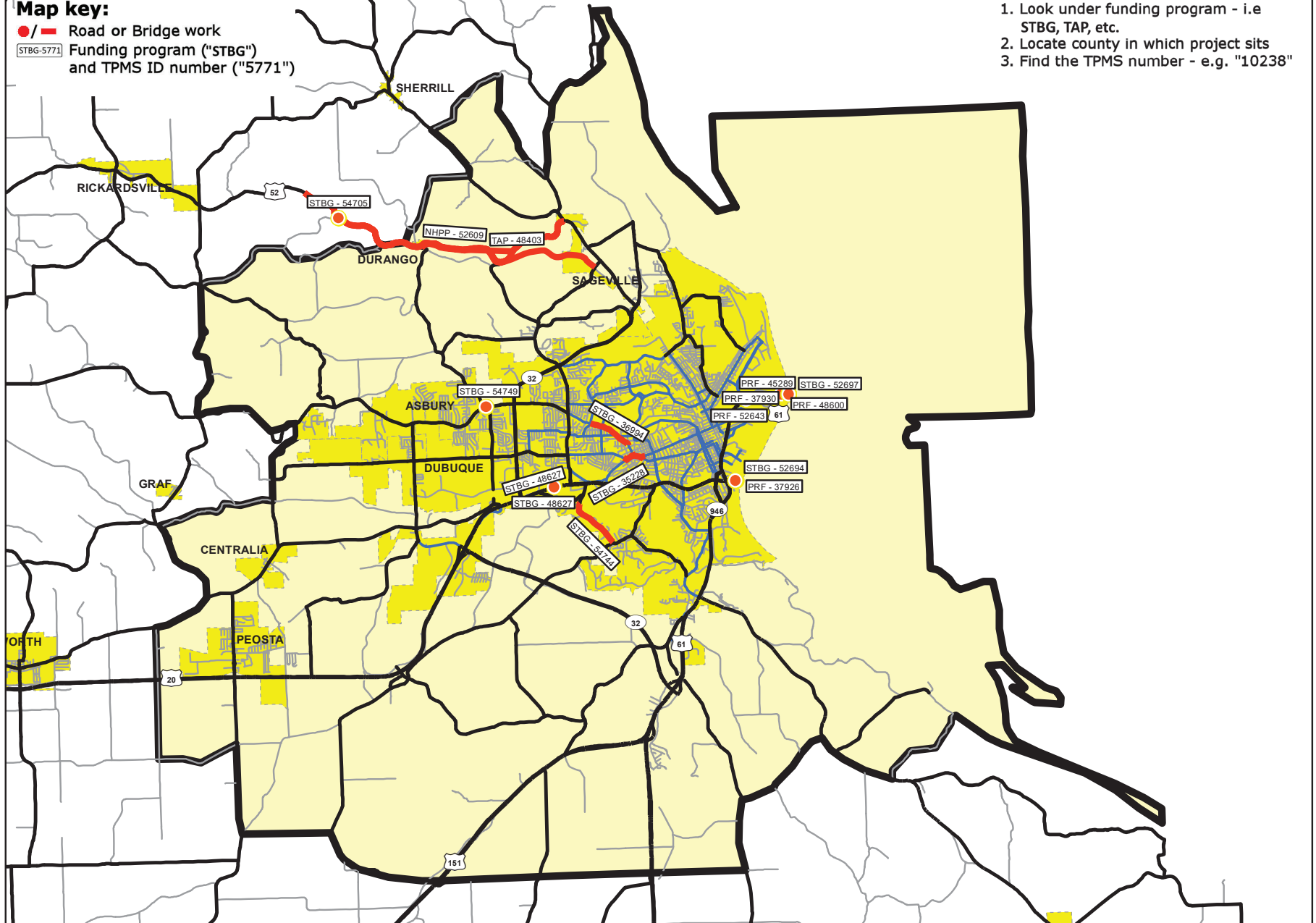
2024 Transportation Improvement Program

Map key:

- / — Road or Bridge work
- STBG-5771 Funding program ("STBG") and TPMS ID number ("5771")

To locate project in print listing:

1. Look under funding program - i.e STBG, TAP, etc.
2. Locate county in which project sits
3. Find the TPMS number - e.g. "10238"



MPO-27 - Dubuque Metropolitan Area Transportation Study -- DMATS

MPO 27 / DMATS

| Project ID | Project Number | Approval Level | | 2024 | 2025 | 2026 | 2027 | Totals |
|------------|----------------|----------------|--|------|------|------|------|--------|
| Sponsor | Location | Letting Date | | | | | | |
| STIP ID | Work Codes | | | | | | | |

NHPP

| | | | | | | | | |
|-----------------------------------|--|---------------|----------------------|---------------------|------------------|--|--|---------------------|
| 52609 | NHSX-052()--3H-31 | FHWA Approved | Total | \$20,358,000 | \$399,000 | | | \$20,757,000 |
| Iowa Department of Transportation | US 52: 0.7 mi N of Boy Scout Rd to S of Co Rd C9Y in Sageville | | Federal Aid | \$16,286,400 | \$319,200 | | | \$16,605,600 |
| 24303 | Grade and Pave, Culvert New, Erosion Control | | Regional Swap | | | | | |

PL

| | | | | | | | | |
|----------------|---|---------------|----------------------|------------------|------------------|------------------|------------------|------------------|
| 13239 | RGPL-PA27()--PL-31 | FHWA Approved | Total | \$159,921 | \$174,056 | \$177,056 | \$177,056 | \$688,089 |
| MPO 27 / DMATS | MPO Planning: Transportation Planning in DMATS area | | Federal Aid | \$137,000 | \$140,000 | \$143,000 | \$143,000 | \$563,000 |
| 24006 | Trans Planning | | Regional Swap | | | | | |

PRF

| | | | | | | | | |
|-----------------------------------|---|---------------|----------------------|--------------------|-----------------|-----------------|-----------------|--------------------|
| 37926 | BRFN-020()--39-31 | FHWA Approved | Total | \$70,000 | \$70,000 | \$70,000 | \$70,000 | \$280,000 |
| Iowa Department of Transportation | US 20: Mississippi River in Dubuque (State Share) Bridge Cleaning | | Federal Aid | | | | | |
| | | | Regional Swap | | | | | |
| 52643 | BRFN-061()--39-31 | FHWA Approved | Total | \$55,000 | \$57,000 | \$60,000 | \$60,000 | \$232,000 |
| Iowa Department of Transportation | US 61: Peosta Channel 0.2 mi N of E 11th St in Dubuque | | Federal Aid | | | | | |
| | Bridge Cleaning | | Regional Swap | | | | | |
| 37930 | BRFN-061()--39-31 | FHWA Approved | Total | \$20,000 | \$20,000 | \$20,000 | \$20,000 | \$80,000 |
| Iowa Department of Transportation | US 61: Mississippi River in Dubuque (State Share) Bridge Cleaning | | Federal Aid | | | | | |
| | | | Regional Swap | | | | | |
| 45289 | BRFN-061()--39-31 | FHWA Approved | Total | \$8,732,000 | | | | \$8,732,000 |
| Iowa Department of Transportation | US 61: Peosta Channel 0.2 mi N of E 11th St in Dubuque | | Federal Aid | | | | | |
| | Bridge Deck Overlay | | Regional Swap | | | | | |

| Project ID | Project Number | Approval Level | | 2024 | 2025 | 2026 | 2027 | Totals |
|------------|----------------|----------------|--|------|------|------|------|--------|
| Sponsor | Location | Letting Date | | | | | | |
| STIP ID | Work Codes | | | | | | | |

PRF

| | | | | | | | | |
|-----------------------------------|---|---------------|--------------------|--|--------------------|--|--|--------------------|
| 48600 | BRFN-061()--39-31 | FHWA Approved | Total | | \$1,000,000 | | | \$1,000,000 |
| Iowa Department of Transportation | US 61: Mississippi River in Dubuque (State Share) | | Federal Aid | | | | | |
| | Bridge Painting | | Regional | | | | | |
| | | | Swap | | | | | |

STBG

| | | | | | | | | |
|-----------------------------------|--|---------------|--------------------|--------------------|--------------------|--------------------|--|--------------------|
| 48402 | RGPL-2100()--ST-31 | FHWA Approved | Total | \$40,000 | | | | \$40,000 |
| Dubuque | In the city of Dubuque, Trailer Mounted Portable | | Federal Aid | \$32,000 | | | | \$32,000 |
| 24055 | Changeable Message Sign | | Regional | \$32,000 | | | | \$32,000 |
| | Miscellaneous | | Swap | | | | | |
| 54749 | STP-U-0252()--70-31 | FHWA Approved | Total | \$200,000 | \$200,000 | \$1,475,000 | | \$1,875,000 |
| Asbury | In the city of Asbury, On ASBURY RD, from Hales | | Federal Aid | \$160,000 | \$160,000 | \$1,180,000 | | \$1,500,000 |
| 24436 | Mill Rd E to Radford rd S20 T89 R02E | | Regional | | | \$1,180,000 | | \$1,180,000 |
| | Unknown Pavement - Grade and Replace, Right- | | Swap | | | | | |
| | of-Way Purchase, Outside Services Engineering | | | | | | | |
| 36994 | STP-U-2100()--70-31 | FHWA Approved | Total | \$500,000 | | | | \$500,000 |
| Dubuque | In the city of Dubuque, On Asbury Rd | | Federal Aid | \$400,000 | | | | \$400,000 |
| 24008 | Improvements, from St. Ambrose St. to Carter Rd | | Regional | \$400,000 | | | | \$400,000 |
| | Traffic Signals | | Swap | | | | | |
| 35228 | STP-U-2100(698)--70-31 | FHWA Approved | Total | \$2,750,000 | \$4,038,808 | \$2,661,193 | | \$9,450,001 |
| Dubuque | In the city of Dubuque, On University Ave, from | 6/18/2024 | Federal Aid | \$2,200,000 | \$3,231,046 | \$2,128,954 | | \$7,560,000 |
| 24280 | Pennsylvania Avenue to Loras Boulevard | | Regional | \$2,200,000 | \$3,231,046 | \$2,128,954 | | \$7,560,000 |
| | Pavement Rehab/Widen, Right of Way, Outside | | Swap | | | | | |
| | Services Planning, Outside Services Engineering | | | | | | | |
| 48627 | BRF-020()--38-31 | FHWA Approved | Total | | | \$6,936,000 | | \$6,936,000 |
| Iowa Department of Transportation | US 20: Middle Branch Catfish Creek & CC RR 0.6 | | Federal Aid | | | \$5,548,800 | | \$5,548,800 |
| | mi E of NW Arterial in Dubuque (WB) | | Regional | | | | | |
| | Bridge Replacement, Right of Way | | Swap | | | | | |

| Project ID | Project Number | Approval Level | | 2024 | 2025 | 2026 | 2027 | Totals |
|------------|----------------|----------------|--|------|------|------|------|--------|
| Sponsor | Location | Letting Date | | | | | | |
| STIP ID | Work Codes | | | | | | | |

STBG

| | | | | | | | | |
|-----------------------------------|---|---------------|----------------------|--|--|--------------------|--------------------|--------------------|
| 52694 | BRF-020()--38-31 | FHWA Approved | Total | | | \$8,945,000 | | \$8,945,000 |
| Iowa Department of Transportation | US 20: Mississippi River in Dubuque | | Federal Aid | | | \$7,156,000 | | \$7,156,000 |
| | Bridge Rehabilitation | | Regional Swap | | | | | |
| 52697 | BRF-061()--38-31 | FHWA Approved | Total | | | \$8,150,000 | | \$8,150,000 |
| Iowa Department of Transportation | US 61: Mississippi River in Dubuque | | Federal Aid | | | \$6,520,000 | | \$6,520,000 |
| | Bridge Rehabilitation | | Regional Swap | | | | | |
| 54705 | BRF-003()--38-31 | FHWA Approved | Total | | | | \$740,000 | \$740,000 |
| Iowa Department of Transportation | IA 3: N Fork Little Maquoketa River 0.1 mi E of Boy Scout Rd | | Federal Aid | | | | \$592,000 | \$592,000 |
| | Bridge Deck Overlay | | Regional Swap | | | | | |
| 54744 | STP-U-2100()--70-31 | FHWA Approved | Total | | | | \$4,511,800 | \$4,511,800 |
| Dubuque | In the city of Dubuque, On CEDAR CROSS RD, from Starlight Dr to N Cascade Rd. | | Federal Aid | | | | \$3,286,800 | \$3,286,800 |
| | PCC Pavement - Replace | | Regional Swap | | | | \$3,286,800 | \$3,286,800 |

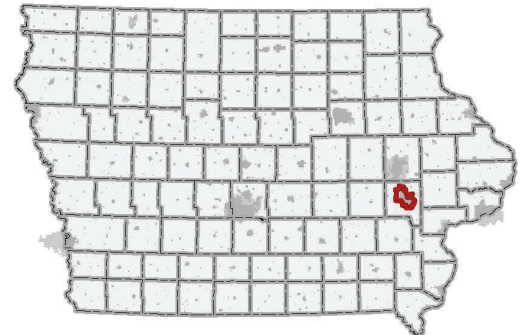
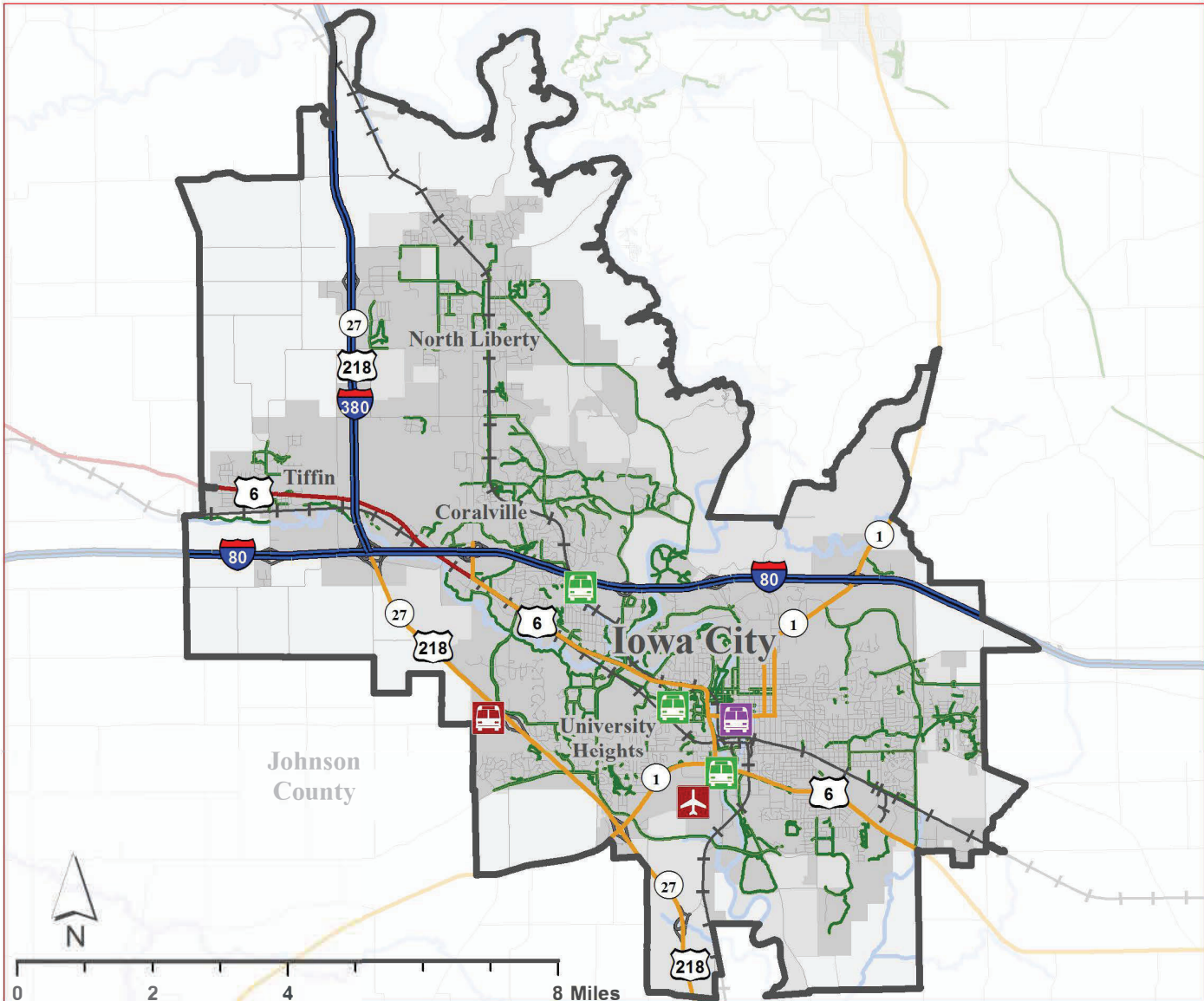
TAP

| | | | | | | | | |
|-----------------------------------|--|---------------|----------------------|--------------------|--|--|--|--------------------|
| 48403 | TAP-U-C031(115)--8I-31 | FHWA Approved | Total | \$1,500,000 | | | | \$1,500,000 |
| Dubuque County Conservation Board | On Heritage Trail, from Rupp Hollow Rd W 4 miles to Burtons Furnace Rd | 4/16/2024 | Federal Aid | \$500,000 | | | | \$500,000 |
| 24133 | Pave | | Regional Swap | \$500,000 | | | | \$500,000 |

Metropolitan Planning Organization of Johnson County

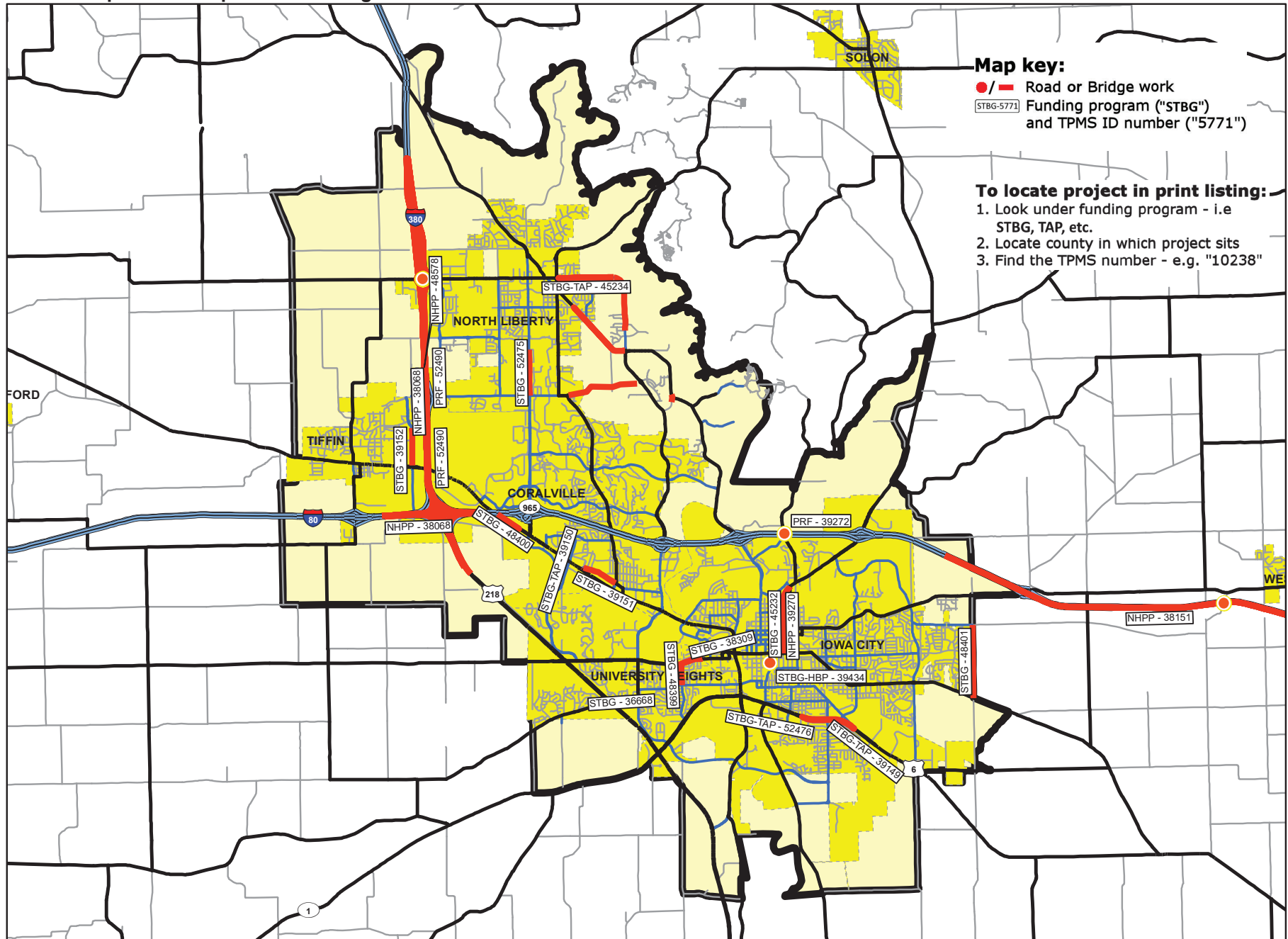
410 East Washington Street, Iowa City, IA 52240

Phone: 319-356-5230, Fax: 319-356-5217, www.mpojc.org



- | | |
|-----------------|-------------------------|
| Airports | Interstate |
| Commercial | National Highway System |
| Enhanced | Primary Roads |
| General Service | Local Roads |
| Basic Service | Ramps |
| Local Service | Trails |
| Transit | Railroad |
| Regional | Rivers |
| Large Urban | Major Lakes |
| Small Urban | MPO Planning Area |
| Intercity Bus | Counties |
| Amtrak | City Limits |
| Park & Ride | Urban Area |

2024 Transportation Improvement Program



MPO-28 - Metropolitan Planning Organization of Johnson County

MPO 28 / MPOJC

| Project ID | Project Number | Approval Level | | 2024 | 2025 | 2026 | 2027 | Totals |
|------------|----------------|----------------|--|------|------|------|------|--------|
| Sponsor | Location | Letting Date | | | | | | |
| STIP ID | Work Codes | | | | | | | |

Earmark

| | | | | | | | | |
|---|--|---------------|--------------------|---------------------|--|--|--|---------------------|
| 52836 | EDP-3715()--7Y-52 | FHWA Approved | Total | \$27,750,000 | | | | \$27,750,000 |
| Iowa City | In the city of Iowa City, New transit maintenance/bus storage facility. | | Federal Aid | \$750,000 | | | | \$750,000 |
| 24236 | Building - New | | Regional | | | | | |
| | | | Swap | | | | | |
| DOT Note: Project includes 2022 congressionally designated spending of \$750,000 and \$19,000,000 in FTA 5339 funding | | | | | | | | |
| 54805 | HDP-1557()--71-52 | FHWA Approved | Total | \$18,000,000 | | | | \$18,000,000 |
| Coralville | In the city of Coralville, and North Liberty, on FOREVERGREEN RD from 12th Avenue to North Liberty Road (1st Avenue) | | Federal Aid | \$2,500,000 | | | | \$2,500,000 |
| 24452 | PCC Pavement - New | | Regional | | | | | |
| | | | Swap | | | | | |
| PA Note: Community Project Funding through the Highway Infrastructure Program (HIP). Demo ID IA259. | | | | | | | | |

HBP

| | | | | | | | | |
|-----------|--|---------------|--------------------|--------------------|--|--|--|--------------------|
| 39434 | BRM-3715(667)--8N-52 | FHWA Approved | Total | \$1,664,000 | | | | \$1,664,000 |
| Iowa City | In the city of Iowa City, Gilbert Street bridge, Gilbert Street bridge over RALSTON CREEK. | 9/19/2023 | Federal Aid | \$1,000,000 | | | | \$1,000,000 |
| 24105 | Bridge Replacement | | Regional | | | | | |
| | | | Swap | | | | | |

NHPP

| | | | | | | | | |
|---|--|---------------|--------------------|---------------------|---------------------|---------------------|------------------|---------------------|
| 48578 | IM-380()--13-52 | FHWA Approved | Total | \$8,523,000 | \$37,909,000 | \$16,393,000 | \$119,000 | \$62,944,000 |
| Iowa Department of Transportation | I 380: N of Forevergreen Rd to N of Swan Lake Rd | | Federal Aid | \$7,670,700 | \$34,118,100 | \$14,753,700 | \$107,100 | \$56,649,600 |
| 24320 | Grade and Pave, Bridge New, Traffic Signs | | Regional | | | | | |
| | | | Swap | | | | | |
| 38151 | IM-NHS-080()--03-52 | FHWA Approved | Total | \$17,222,000 | \$22,862,000 | \$12,631,000 | \$477,000 | \$53,192,000 |
| Iowa Department of Transportation | I 80: 1.5 mi E of IA 1 to 0.9 mi E of Co Rd X30 | | Federal Aid | \$14,638,700 | \$19,432,700 | \$10,736,350 | \$405,450 | \$45,213,200 |
| 24314 | Grade and Pave, Bridge Replacement, Grading | | Regional | | | | | |
| | | | Swap | | | | | |
| DOT Note: Project will utilize NHFP funds for 2024, 2025, and 2026. | | | | | | | | |

| Project ID | Project Number | Approval Level | | 2024 | 2025 | 2026 | 2027 | Totals |
|------------|----------------|----------------|--|------|------|------|------|--------|
| Sponsor | Location | Letting Date | | | | | | |
| STIP ID | Work Codes | | | | | | | |

NHPP

| | | | | | | | | |
|-----------------------------------|--|---------------|--------------------|--|---------------------|--|--|---------------------|
| 39270 | NHSX-001()--3H-52 | FHWA Approved | Total | | \$14,181,200 | | | \$14,181,200 |
| Iowa Department of Transportation | IA 1: E Burlington St to N Governor St in Iowa City (SB) State Share | | Federal Aid | | \$9,251,000 | | | \$9,251,000 |
| | Grade and Pave | | Regional | | \$3,750,000 | | | \$3,750,000 |
| | | | Swap | | | | | |

DOT Note: Project includes MPOJC STBG contribution of \$3,750,000

PL

| | | | | | | | | |
|----------------|---------------------------------------|---------------|--------------------|------------------|------------------|------------------|------------------|--------------------|
| 39689 | RGPL-PA28()--PL-52 | FHWA Approved | Total | \$287,065 | \$292,065 | \$296,065 | \$296,065 | \$1,171,260 |
| MPO 28 / MPOJC | JCCOG: METROPOLITAN PLANNING PL FUNDS | | Federal Aid | \$231,000 | \$236,000 | \$240,000 | \$240,000 | \$947,000 |
| 24034 | Trans Planning | | Regional | | | | | |
| | | | Swap | | | | | |

PRF

| | | | | | | | | |
|-----------------------------------|---|---------------|--------------------|--------------------|------------------|--|--|--------------------|
| 52490 | IMN-080()--0E-52 | FHWA Approved | Total | \$300,000 | | | | \$300,000 |
| Iowa Department of Transportation | I 80: N of US 6 to 1.25 mi N of Forevergreen Rd | | Federal Aid | | | | | |
| | Erosion Control | | Regional | | | | | |
| | | | Swap | | | | | |
| 38068 | STPN-080()--2J-52 | FHWA Approved | Total | \$4,259,000 | | | | \$4,259,000 |
| Iowa Department of Transportation | I 80: I-380/US 218 Interchange near Iowa City (State Share) | | Federal Aid | | | | | |
| | Traffic Signs, Right of Way, Miscellaneous | | Regional | | | | | |
| | | | Swap | | | | | |
| 39272 | IMN-080()--0E-52 | FHWA Approved | Total | | \$306,000 | | | \$306,000 |
| Iowa Department of Transportation | I 80: Prairie du Chien Rd NE 1.3 mi W of IA 1 | | Federal Aid | | | | | |
| | Bridge Deck Overlay | | Regional | | | | | |
| | | | Swap | | | | | |

| Project ID | Project Number | Approval Level | | 2024 | 2025 | 2026 | 2027 | Totals |
|-----------------------------------|---|----------------|----------------------|--------------------|---------------------|--------------------|------|---------------------|
| Sponsor | Location | Letting Date | | | | | | |
| STIP ID | Work Codes | | | | | | | |
| PRF | | | | | | | | |
| 52649 | IMN-080()-0E-52 | FHWA Approved | Total | | | \$2,433,000 | | \$2,433,000 |
| Iowa Department of Transportation | I 80: CIC Railway 3.0 mi E of I-380 (EB/WB) | | Federal Aid | | | | | |
| | Bridge Deck Overlay | | Regional Swap | | | | | |
| STBG | | | | | | | | |
| 39151 | STP-U-1557(648)--70-52 | FHWA Approved | Total | \$5,500,000 | | | | \$5,500,000 |
| Coralville | In the city of Coralville, On 5th St, from just west of 12th Ave west through 20th Ave intersection | 10/17/2023 | Federal Aid | \$1,650,000 | | | | \$1,650,000 |
| 24118 | Pavement Rehab/Widen, Landscaping, Ped/Bike Paving | | Regional Swap | \$1,650,000 | | | | \$1,650,000 |
| 39152 | STP-U-7662(615)--70-52 | FHWA Approved | Total | \$7,836,000 | | | | \$7,836,000 |
| Tiffin | In the city of Tiffin, On North Park Road, from Highway 6, north to Aster Drive | 3/19/2024 | Federal Aid | \$1,200,000 | | | | \$1,200,000 |
| 24033 | Pavement Rehab/Widen, Ped/Bike Grade & Pave, Ped/Bike Miscellaneous | | Regional Swap | \$1,200,000 | | | | \$1,200,000 |
| 38309 | STP-U-7855()-70-52 | FHWA Approved | Total | \$1,549,936 | | | | \$1,549,936 |
| University Heights | In the city of University Heights, On Melrose Avenue, from Sunset Street east to east city limits | | Federal Aid | \$730,000 | | | | \$730,000 |
| 24032 | Pavement Rehab, Lighting, Pavement Markings | | Regional Swap | \$730,000 | | | | \$730,000 |
| 48400 | STP-U-1557()-70-52 | FHWA Approved | Total | | \$3,105,000 | | | \$3,105,000 |
| Coralville | In the city of Coralville, On US 6 E, Over from Just west of Lowes W to I-80 bridge | | Federal Aid | | \$864,560 | | | \$864,560 |
| | Pavement Rehab/Widen, Lighting, Traffic Signals | | Regional Swap | | \$864,560 | | | \$864,560 |
| 48401 | STP-U-3715()-70-52 | FHWA Approved | Total | | \$11,000,000 | | | \$11,000,000 |
| Iowa City | In the city of Iowa City, On Taft Avenue, from Lower West Branch Road S to American Legion Road | | Federal Aid | | \$3,500,000 | | | \$3,500,000 |
| | Grade and Pave, Ped/Bike Development | | Regional Swap | | \$3,500,000 | | | \$3,500,000 |
| 48399 | STP-U-7855()-70-52 | FHWA Approved | Total | | \$481,000 | | | \$481,000 |
| University Heights | In the city of University Heights, On Sunset Street, from Melrose Ave S to Benton Street | | Federal Aid | | \$115,440 | | | \$115,440 |
| | Pavement Rehab, Ped/Bike Development | | Regional Swap | | \$115,440 | | | \$115,440 |

| Project ID | Project Number | Approval Level | | 2024 | 2025 | 2026 | 2027 | Totals |
|------------|----------------|----------------|--|------|------|------|------|--------|
| Sponsor | Location | Letting Date | | | | | | |
| STIP ID | Work Codes | | | | | | | |

STBG

| | | | | | | | | |
|--------------------|--|---------------|--------------------|--|--|--------------------|--------------------|--------------------|
| 52475 | STP-U-5557()--70-52 | FHWA Approved | Total | | | \$5,800,000 | | \$5,800,000 |
| North Liberty | In the city of North Liberty, reconstruct Ranshaw Way (Hwy 965) from Hawkeye Dr south to Forevergreen Rd | | Federal Aid | | | \$2,900,000 | | \$2,900,000 |
| | Pavement Rehab/Widen, Landscaping, Ped/Bike Structures | | Regional | | | \$2,900,000 | | \$2,900,000 |
| | | | Swap | | | | | |
| 53520 | STP-U-1557()--70-52 | FHWA Approved | Total | | | | \$2,645,000 | \$2,645,000 |
| Coralville | In the city of Coralville, Construct a roundabout at Dubuque St NE, Rustic Ridge Rd NE & Forevergreen Rd. | | Federal Aid | | | | \$675,000 | \$675,000 |
| | Miscellaneous | | Regional | | | | \$675,000 | \$675,000 |
| | | | Swap | | | | | |
| 54730 | STP-U-5557()--70-52 | FHWA Approved | Total | | | | \$4,480,000 | \$4,480,000 |
| North Liberty | In the city of North Liberty, Reconstruct/rehab S Dubuque St from south of E Zeller St to roundabout at North Liberty Rd | | Federal Aid | | | | \$1,100,000 | \$1,100,000 |
| | Pavement Rehab | | Regional | | | | \$1,100,000 | \$1,100,000 |
| | | | Swap | | | | | |
| 54738 | STP-U-7855()--70-52 | FHWA Approved | Total | | | | \$470,000 | \$470,000 |
| University Heights | In the city of University Heights, continuing preventative maintenance on Melrose Ave and Sunset St | | Federal Aid | | | | \$225,000 | \$225,000 |
| | Miscellaneous | | Regional | | | | \$225,000 | \$225,000 |
| | | | Swap | | | | | |

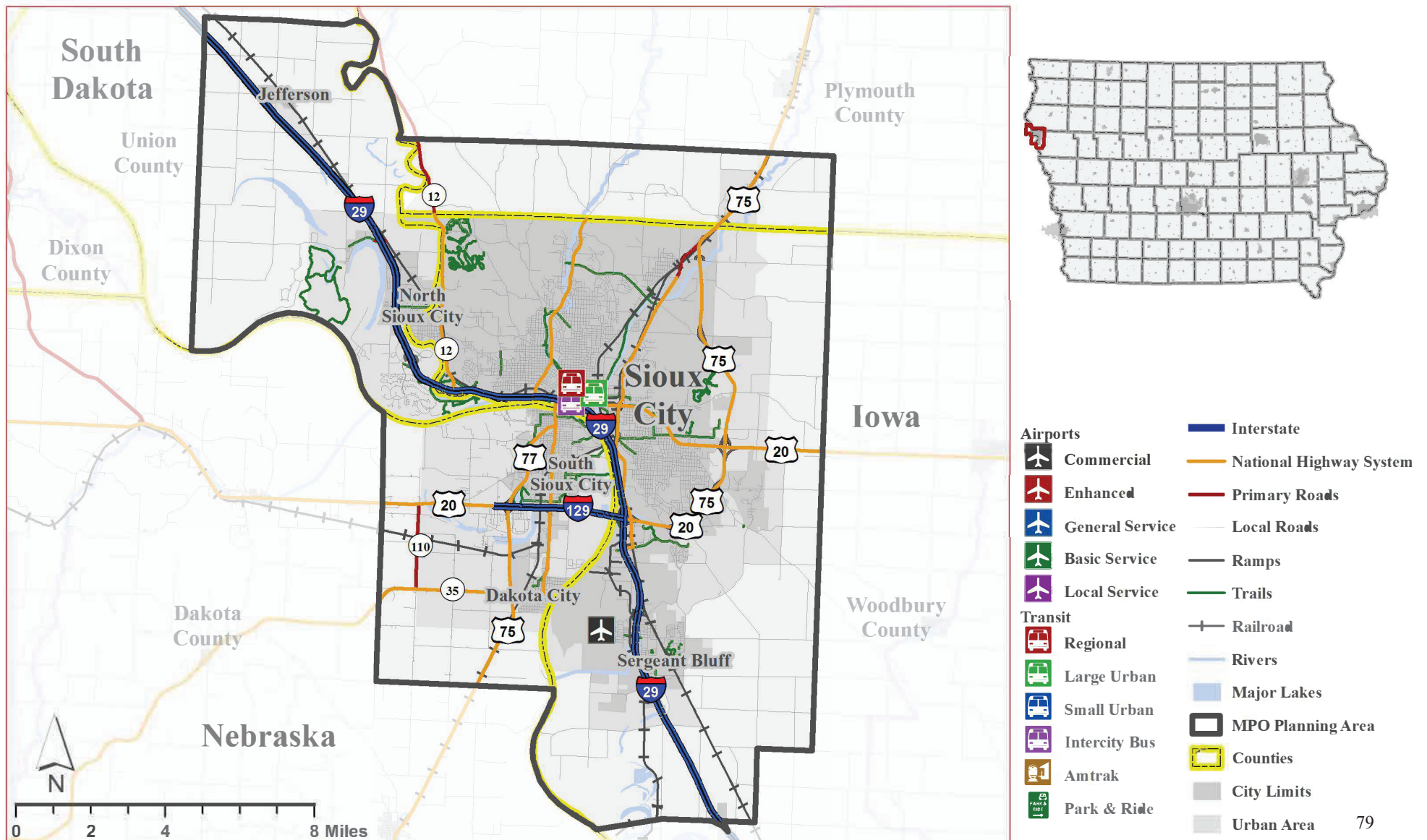
TAP

| | | | | | | | | |
|---------------|---|---------------|--------------------|--------------------|--|--------------------|--|--------------------|
| 45234 | TAP-U-5557()--81-52 | FHWA Approved | Total | \$1,144,366 | | | | \$1,144,366 |
| North Liberty | In the city of North Liberty, on North Liberty Trail, from north of Abraham Drive, north-northwest to Front Street. | | Federal Aid | \$648,118 | | | | \$648,118 |
| 24434 | Pave | | Regional | \$648,118 | | | | \$648,118 |
| | | | Swap | | | | | |
| 52476 | TAP-U-3715()--81-52 | FHWA Approved | Total | | | \$1,040,000 | | \$1,040,000 |
| Iowa City | In the city of Iowa City, On HWY 6, from Broadway Street to Fairmeadows Boulevard | | Federal Aid | | | \$520,000 | | \$520,000 |
| | Ped/Bike Grade & Pave | | Regional | | | \$520,000 | | \$520,000 |
| | | | Swap | | | | | |

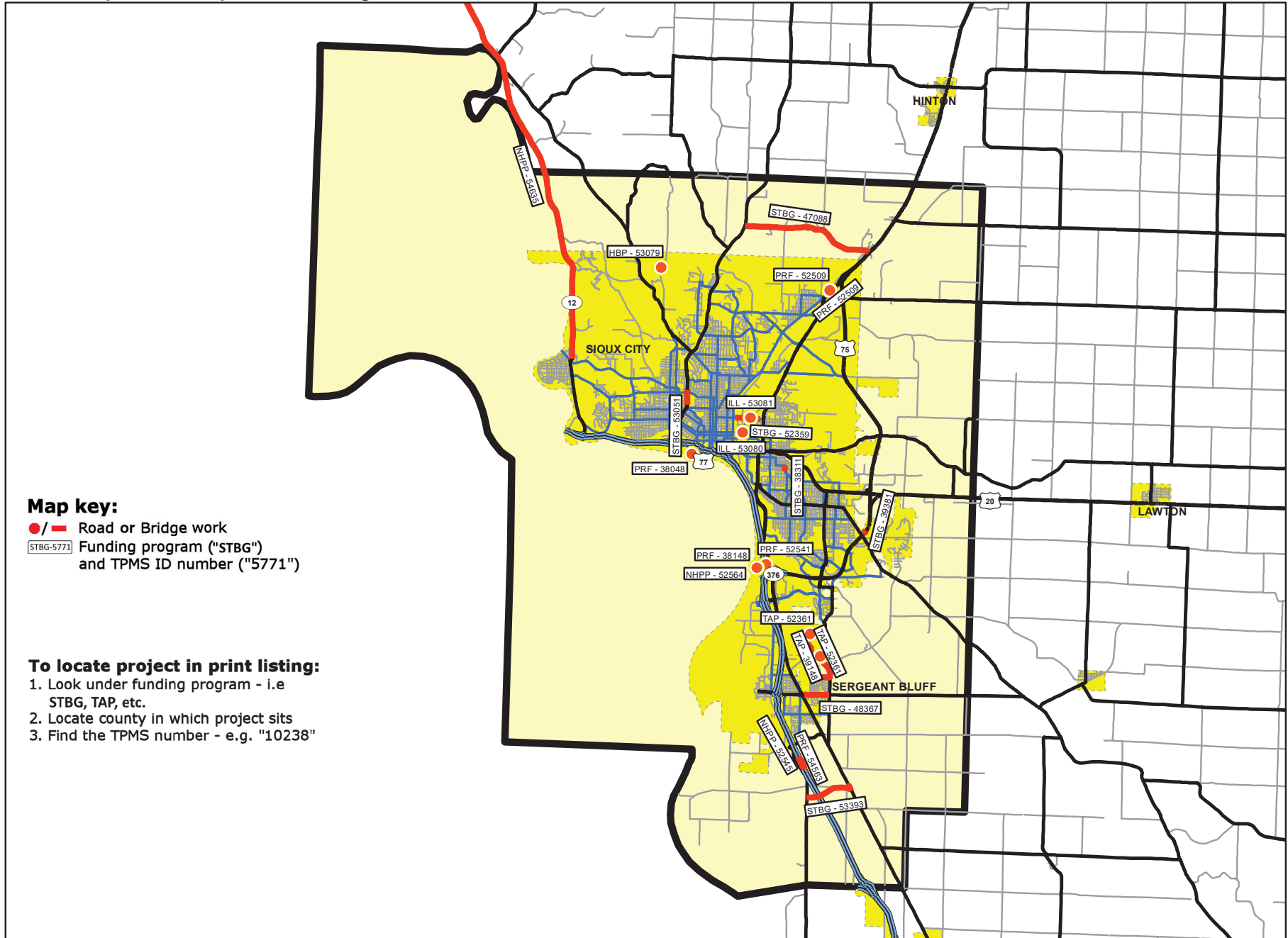
Siouxland Interstate Metropolitan Planning Council

1122 Pierce Street, Sioux City, IA 51105

Phone: 712-279-6286, Fax: 712-279-6920, www.simpco.org



2024 Transportation Improvement Program



Map key:

- / — Road or Bridge work
- [STBG-5771] Funding program ("STBG") and TPMS ID number ("5771")

To locate project in print listing:

1. Look under funding program - i.e STBG, TAP, etc.
2. Locate county in which project sits
3. Find the TPMS number - e.g. "10238"

MPO 29 / SIMPCO

| Project ID | Project Number | Approval Level | | 2024 | 2025 | 2026 | 2027 | Totals |
|------------|----------------|----------------|--|------|------|------|------|--------|
| Sponsor | Location | Letting Date | | | | | | |
| STIP ID | Work Codes | | | | | | | |

Grant Application

| | | | | | | | | |
|-----------------|---|---------------|--------------------|-----------------|--|--|--|-----------------|
| 54787 | DGA-7057)--XT-97 | FHWA Approved | Total | \$75,000 | | | | \$75,000 |
| MPO 29 / SIMPCO | In the city of Sioux City, Install (2) level two EV charging stations at MLK Jr. parking ramp | | Federal Aid | | | | | |
| | Transit Investments | | Regional | | | | | |
| | | | Swap | \$60,000 | | | | \$60,000 |
| | | | Grant App | | | | | |

HBP

| | | | | | | | | |
|------------|---|---------------|--------------------|--------------------|--|--|--|--------------------|
| 53079 | BROS-7057(714)--8J-97 | FHWA Approved | Total | \$1,500,000 | | | | \$1,500,000 |
| Sioux City | In the city of Sioux City, On W ST, Over DRAINAGE, S6 T89 R47 | 2/20/2024 | Federal Aid | \$1,500,000 | | | | \$1,500,000 |
| 24142 | Bridge Replacement | | Regional | | | | | |
| | | | Swap | | | | | |

HSIP

| | | | | | | | | |
|-----------------------------------|--|---------------|--------------------|--------------------|--|--|--|--------------------|
| 39380 | HSIPX-020)--3L-97 | FHWA Approved | Total | \$9,775,000 | | | | \$9,775,000 |
| Iowa Department of Transportation | US 20: Nebraska to 0.4 mi E of Co Rd D22 (EB/WB) | | Federal Aid | \$8,797,500 | | | | \$8,797,500 |
| 24383 | Pavement Rehab, Paved Shoulder Strengthening | | Regional | | | | | |
| | | | Swap | | | | | |

DOT Note: Project includes 3R and HSIP funds

ILL

| | | | | | | | | |
|------------|--|---------------|--------------------|--------------------|--|--|--|--------------------|
| 53080 | ILL-7057(715)--93-97 | FHWA Approved | Total | \$3,000,000 | | | | \$3,000,000 |
| Sioux City | In the city of Sioux City, On 6TH ST, Over FLOYD RIVER, S27 T89 R47 | 3/19/2024 | Federal Aid | | | | | |
| | Bridge Replacement | | Regional | | | | | |
| | | | Swap | | | | | |
| 53081 | ILL-7057(716)--93-97 | FHWA Approved | Total | \$3,000,000 | | | | \$3,000,000 |
| Sioux City | In the city of Sioux City, On 11TH ST, Over FLOYD RIVER, S27 T89 R47 | 3/19/2024 | Federal Aid | | | | | |
| | Bridge Replacement | | Regional | | | | | |
| | | | Swap | | | | | |

| Project ID | Project Number | Approval Level | | 2024 | 2025 | 2026 | 2027 | Totals |
|------------|----------------|----------------|--|------|------|------|------|--------|
| Sponsor | Location | Letting Date | | | | | | |
| STIP ID | Work Codes | | | | | | | |

NHPP

| | | | | | | | | |
|-----------------------------------|---|---------------|----------------------|--------------------|--|--|--|--------------------|
| 52545 | IMX-029)--02-97 | FHWA Approved | Total | \$817,000 | | | | \$817,000 |
| Iowa Department of Transportation | I 29: Sergeant Bluff Rest Area (NB) (Remove) | | Federal Aid | \$735,300 | | | | \$735,300 |
| 24322 | Grading | | Regional Swap | | | | | |
| 52564 | IMX-129)--02-97 | FHWA Approved | Total | \$5,325,000 | | | | \$5,325,000 |
| Iowa Department of Transportation | I 129: Missouri River in Sioux City (State Share) | | Federal Aid | \$4,792,500 | | | | \$4,792,500 |
| 24386 | Bridge Rehabilitation | | Regional Swap | | | | | |
| 54635 | NHSX-012)--3H-97 | FHWA Approved | Total | \$1,216,000 | | | | \$1,216,000 |
| Iowa Department of Transportation | IA 12: Military Rd in Sioux City to S Jct IA 3 | | Federal Aid | \$972,800 | | | | \$972,800 |
| 24359 | Pavement Rehab | | Regional Swap | | | | | |

PL

| | | | | | | | | |
|-----------------|-----------------------------|---------------|----------------------|------------------|------------------|------------------|------------------|------------------|
| 18694 | RGPL-PA29)--PL-97 | FHWA Approved | Total | \$207,201 | \$211,201 | \$214,201 | \$214,201 | \$846,804 |
| MPO 29 / SIMPCO | RGLPL: SIMPCO: MPO Planning | | Federal Aid | \$179,000 | \$183,000 | \$186,000 | \$186,000 | \$734,000 |
| 24026 | Trans Planning | | Regional Swap | | | | | |

| Project ID | Project Number | Approval Level | | 2024 | 2025 | 2026 | 2027 | Totals |
|------------|----------------|----------------|--|------|------|------|------|--------|
| Sponsor | Location | Letting Date | | | | | | |
| STIP ID | Work Codes | | | | | | | |

PRF

| | | | | | | | | |
|-----------------------------------|--|---------------|----------------------|------------------|-----------------|--------------------|-----------------|--------------------|
| 45302 | BRFN-020)--39-29 | FHWA Approved | Total | \$575,000 | | | | \$575,000 |
| Iowa Department of Transportation | US 20: Proposed Rd 0.5 mi W of IA 12 (EB/WB) Bridge Deck Overlay | | Federal Aid | | | | | |
| | | | Regional Swap | | | | | |
| 45296 | BRFN-020)--39-29 | FHWA Approved | Total | \$411,000 | | | | \$411,000 |
| Iowa Department of Transportation | US 20: Sergeant Rd 2.1 mi W of IA 12 (EB/WB) Bridge Deck Overlay | | Federal Aid | | | | | |
| | | | Regional Swap | | | | | |
| 38048 | BRFN-077)--39-97 | FHWA Approved | Total | \$36,000 | \$36,000 | \$36,000 | \$36,000 | \$144,000 |
| Iowa Department of Transportation | US 77: Missouri River in Sioux City (State Share) Bridge Cleaning | | Federal Aid | | | | | |
| | | | Regional Swap | | | | | |
| 38148 | IMN-129)--0E-97 | FHWA Approved | Total | \$50,000 | \$50,000 | \$50,000 | \$50,000 | \$200,000 |
| Iowa Department of Transportation | I 129: Missouri River in Sioux City (State Share) Bridge Cleaning | | Federal Aid | | | | | |
| | | | Regional Swap | | | | | |
| 54563 | IMN-029)--0E-97 | FHWA Approved | Total | | | \$100,000 | | \$100,000 |
| Iowa Department of Transportation | I 29: Sergeant Bluff Rest Area (SB) (Remove Ramps) Grading | | Federal Aid | | | | | |
| | | | Regional Swap | | | | | |
| 52541 | NHSN-020)--2R-97 | FHWA Approved | Total | | | \$1,265,000 | | \$1,265,000 |
| Iowa Department of Transportation | US 20: US 20 Ramp G over I-29 Bridge Deck Overlay | | Federal Aid | | | | | |
| | | | Regional Swap | | | | | |

| Project ID | Project Number | Approval Level | | 2024 | 2025 | 2026 | 2027 | Totals |
|------------|----------------|----------------|--|------|------|------|------|--------|
| Sponsor | Location | Letting Date | | | | | | |
| STIP ID | Work Codes | | | | | | | |

PRF

| | | | | | | | | |
|-----------------------------------|---|---------------|----------------------|--|--|------------------|--|------------------|
| 52509 | NHSN-376)--2R-97 | FHWA Approved | Total | | | \$696,000 | | \$696,000 |
| Iowa Department of Transportation | IA 376: Tributary to Floyd River 0.1 mi N of Co Rd D12 in Sioux City (SB) | | Federal Aid | | | | | |
| | Bridge New, Right of Way | | Regional Swap | | | | | |

STBG

| | | | | | | | | |
|-----------------------------------|--|---------------|----------------------|--------------------|--------------------|--------------------|--|--------------------|
| 54671 | BRF-012)--38-97 | FHWA Approved | Total | \$2,202,000 | | | | \$2,202,000 |
| Iowa Department of Transportation | IA 12: Gordon Dr Viaduct in Sioux City | | Federal Aid | \$1,761,600 | | | | \$1,761,600 |
| 24376 | Bridge Rehabilitation | | Regional Swap | | | | | |
| 38311 | STP-U-7057(711)--70-97 | FHWA Approved | Total | \$1,724,900 | | | | \$1,724,900 |
| Sioux City | In the city of Sioux City, On South Cecelia St, from Dodge Ave to Morningside Ave | 12/19/2023 | Federal Aid | \$1,379,900 | | | | \$1,379,900 |
| 24112 | Pavement Rehab | | Regional Swap | \$1,379,900 | | | | \$1,379,900 |
| 39381 | BRF-020)--38-97 | FHWA Approved | Total | | \$8,070,000 | | | \$8,070,000 |
| Iowa Department of Transportation | US 20: Abandoned RR 0.1 mi E of Co Rd D25 (Remove Bridge) | | Federal Aid | | \$6,456,000 | | | \$6,456,000 |
| | Grade and Pave | | Regional Swap | | | | | |
| 47088 | STP-S-C075(C-80)--5E-75 | FHWA Approved | Total | | \$1,977,000 | | | \$1,977,000 |
| Plymouth County | On C 80, from k22 E 3.5 miles to Hwy 75 | | Federal Aid | | \$1,500,000 | | | \$1,500,000 |
| | HMA Pavement - Miscellaneous | | Regional Swap | | \$1,500,000 | | | \$1,500,000 |
| 48367 | STP-U-6890(611)--70-97 | FHWA Approved | Total | | \$2,760,000 | | | \$2,760,000 |
| Sergeant Bluff | In the city of Sergeant Bluff, On First Street, from Fareway entrance to Old Lakeport Road | 2/20/2024 | Federal Aid | | \$1,794,000 | | | \$1,794,000 |
| | Pavement Rehab/Widen | | Regional Swap | | \$1,794,000 | | | \$1,794,000 |
| 52543 | BRF-020)--38-97 | FHWA Approved | Total | | | \$2,583,000 | | \$2,583,000 |
| Iowa Department of Transportation | US 20: WB Ramp over IA 376 and RR | | Federal Aid | | | \$2,066,400 | | \$2,066,400 |
| | Bridge Deck Overlay | | Regional Swap | | | | | |

| Project ID | Project Number | Approval Level | | 2024 | 2025 | 2026 | 2027 | Totals |
|------------|----------------|----------------|--|------|------|------|------|--------|
| Sponsor | Location | Letting Date | | | | | | |
| STIP ID | Work Codes | | | | | | | |

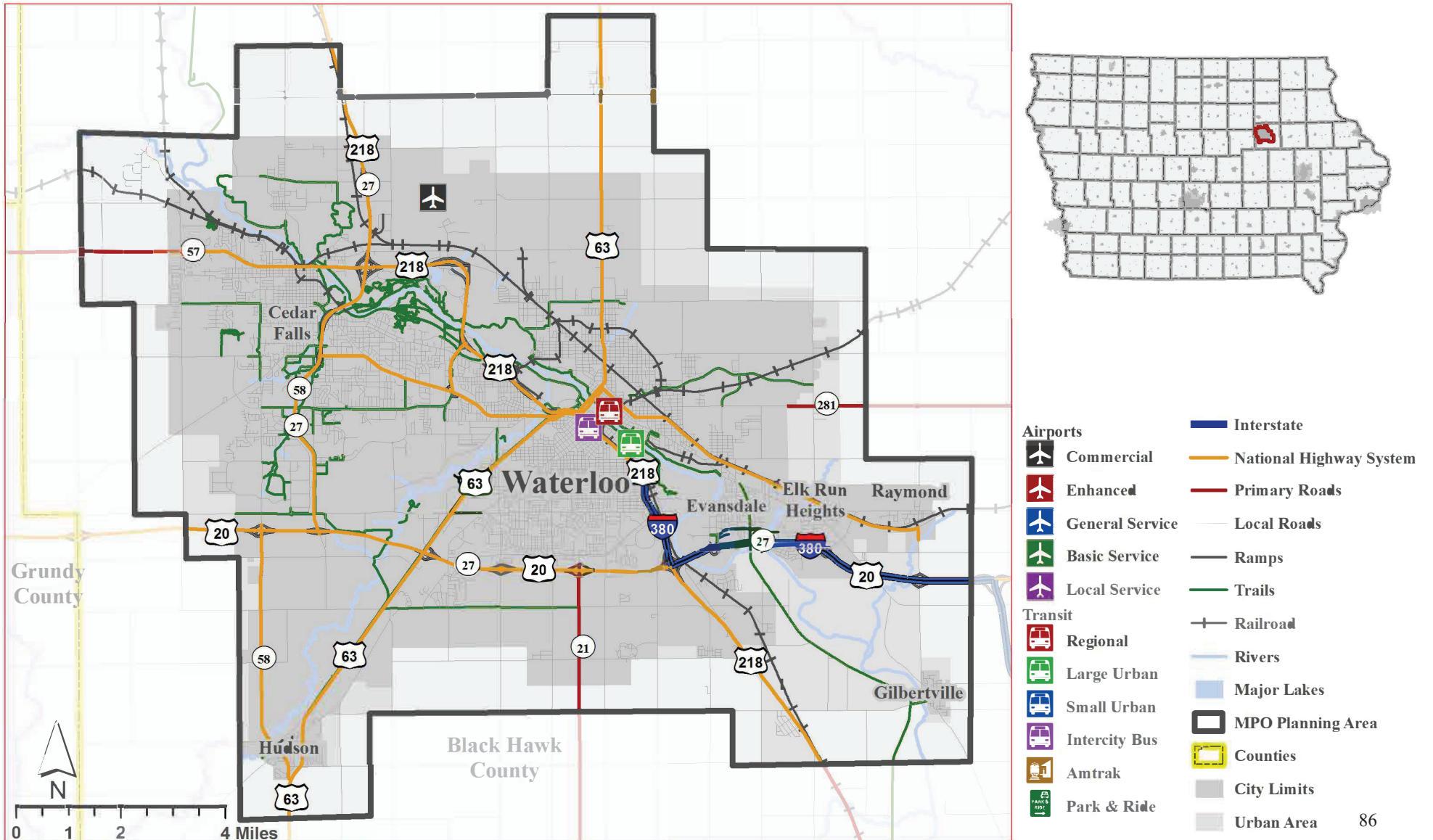
STBG

| | | | | | | | | |
|-----------------------------------|---|---------------|----------------------|--|--|---------------------|--------------------|---------------------|
| 53393 | STP-S-C097(IMN-029-6(170)139)--7N-97 | FHWA Approved | Total | | | \$28,030,000 | | \$28,030,000 |
| Woodbury County | On 235th Street, Over I-29, from K25 E 1.4 miles to K45 | | Federal Aid | | | \$2,030,000 | | \$2,030,000 |
| | Bridge and Approaches-Other | | Regional Swap | | | \$2,030,000 | | \$2,030,000 |
| 54664 | BRF-020()--38-97 | FHWA Approved | Total | | | | \$1,570,000 | \$1,570,000 |
| Iowa Department of Transportation | US 20: Sunnybrook Dr 1.7 mi W of IA 12 in Sioux City (EB/WB) | | Federal Aid | | | | \$1,256,000 | \$1,256,000 |
| | Bridge Deck Overlay | | Regional Swap | | | | | |
| 52359 | STP-U-7057()--70-97 | FHWA Approved | Total | | | | \$5,824,000 | \$5,824,000 |
| Sioux City | In the city of Sioux City, On 11TH ST, Over FLOYD RIVER | | Federal Aid | | | | \$4,000,000 | \$4,000,000 |
| | PCC Pavement - Replace | | Regional Swap | | | | \$4,000,000 | \$4,000,000 |
| 53051 | STP-U-7057()--70-97 | FHWA Approved | Total | | | | \$1,695,000 | \$1,695,000 |
| Sioux City | In the city of Sioux City, On HAMILTON BLVD, from 15th Street .4 miles to 20th Street | | Federal Aid | | | | \$1,356,000 | \$1,356,000 |
| | HMA Resurfacing | | Regional Swap | | | | \$1,356,000 | \$1,356,000 |

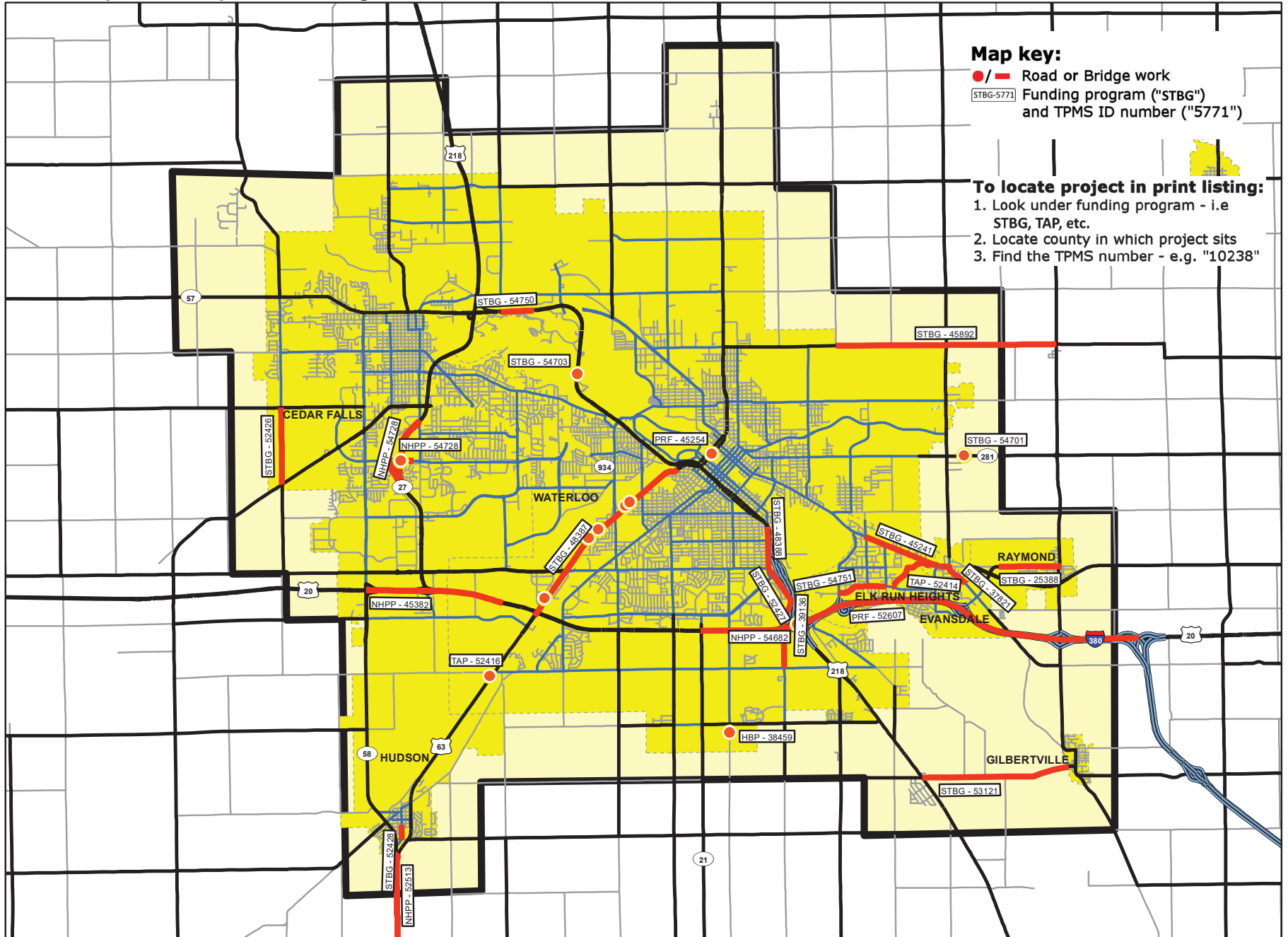
TAP

| | | | | | | | | |
|----------------|---|---------------|----------------------|------------------|--|--|--|------------------|
| 39148 | TAP-U-6890(611)--8I-97 | FHWA Approved | Total | \$536,500 | | | | \$536,500 |
| Sergeant Bluff | In the city of Sergeant Bluff, The Loess Hills Scenic Trail (Phase 1) from Barker Park to South Ridge Rd | 2/20/2024 | Federal Aid | \$429,200 | | | | \$429,200 |
| 24016 | Ped/Bike Grade & Pave | | Regional Swap | \$429,200 | | | | \$429,200 |
| 52361 | TAP-U-7057(717)--8I-97 | FHWA Approved | Total | \$654,600 | | | | \$654,600 |
| Sioux City | In the city of Sioux City, The Loess Hills Scenic Trail (Phase 1) from South Ridge Rd to Green Valley Golf Course | 2/20/2024 | Federal Aid | \$515,000 | | | | \$515,000 |
| 24061 | Ped/Bike Grade & Pave | | Regional Swap | \$515,000 | | | | \$515,000 |

Iowa Northland Regional Council of Governments
229 E. Park Ave, Waterloo, IA 50703
Phone: 319-235-0311, Fax: 319-235-2891, www.inrcog.org



2024 Transportation Improvement Program



MPO 30 / INRCOG

| Project ID | Project Number | Approval Level | | 2024 | 2025 | 2026 | 2027 | Totals |
|------------|----------------|----------------|--|------|------|------|------|--------|
| Sponsor | Location | Letting Date | | | | | | |
| STIP ID | Work Codes | | | | | | | |

HBP

| | | | | | | | | |
|----------|---|---------------|--------------------|--------------------|--|--|--|--------------------|
| 38459 | BROS-8155(759)--8J-07 | FHWA Approved | Total | \$1,950,000 | | | | \$1,950,000 |
| Waterloo | In the city of Waterloo, On Hammond Ave, Over Sink Creek, from East Orange Rd S 0.15 miles to structure | 1/17/2024 | Federal Aid | \$1,000,000 | | | | \$1,000,000 |
| 24448 | Bridge Replacement | | Regional | | | | | |
| | | | Swap | | | | | |

NHPP

| | | | | | | | | |
|-----------------------------------|--|---------------|--------------------|--|------------------|---------------------|---------------------|---------------------|
| 52513 | NHSX-063()--3H-86 | FHWA Approved | Total | | \$639,000 | | \$12,091,000 | \$12,730,000 |
| Iowa Department of Transportation | US 63: NCL Traer to Hudson Grade and Pave, Traffic Signs, Right of Way | | Federal Aid | | \$511,200 | | \$9,672,800 | \$10,184,000 |
| | | | Regional | | | | | |
| | | | Swap | | | | | |
| 45382 | NHSX-020()--3H-07 | FHWA Approved | Total | | | \$25,600,000 | | \$25,600,000 |
| Iowa Department of Transportation | US 20: Hudson Rd to US 63 (EB/WB) Pave, Traffic Signs | | Federal Aid | | | \$20,480,000 | | \$20,480,000 |
| | | | Regional | | | | | |
| | | | Swap | | | | | |
| 54682 | IMX-380()--02-07 | FHWA Approved | Total | | | | \$2,120,000 | \$2,120,000 |
| Iowa Department of Transportation | I 380: Southbound Flyover Ramp at N US 20 Interchange | | Federal Aid | | | | \$1,908,000 | \$1,908,000 |
| | Bridge Painting | | Regional | | | | | |
| | | | Swap | | | | | |
| 54728 | NHSX-058()--3H-07 | FHWA Approved | Total | | | | \$261,000 | \$261,000 |
| Iowa Department of Transportation | IA 58: Greenhill Rd in Cedar Falls (State Share) Grade and Pave, Bridge New, Grading | | Federal Aid | | | | \$208,800 | \$208,800 |
| | | | Regional | | | | | |
| | | | Swap | | | | | |

PL

| | | | | | | | | |
|-----------------|--|---------------|--------------------|------------------|------------------|------------------|------------------|--------------------|
| 16106 | RGPL-PA30()--PL-07 | FHWA Approved | Total | \$298,638 | \$303,638 | \$308,638 | \$308,638 | \$1,219,552 |
| MPO 30 / INRCOG | Waterloo MPO Planning: PL For Waterloo MPO Transportation Planning | | Federal Aid | \$239,000 | \$244,000 | \$249,000 | \$249,000 | \$981,000 |
| 24039 | Trans Planning | | Regional | | | | | |
| | | | Swap | | | | | |

| Project ID | Project Number | Approval Level | | 2024 | 2025 | 2026 | 2027 | Totals |
|------------|----------------|----------------|--|------|------|------|------|--------|
| Sponsor | Location | Letting Date | | | | | | |
| STIP ID | Work Codes | | | | | | | |

PRF

| | | | | | | | | |
|-----------------------------------|--|---------------|----------------------|--------------------|--|--------------------|--|--------------------|
| 45254 | BRFN-063()--39-07 | FHWA Approved | Total | \$1,139,000 | | | | \$1,139,000 |
| Iowa Department of Transportation | US 63: Cedar River 0.2 mi N of US 218 in Waterloo (NB) | | Federal Aid | | | | | |
| | Bridge Rehabilitation | | Regional Swap | | | | | |
| 52607 | STPN-020()--2J-07 | FHWA Approved | Total | | | \$1,312,000 | | \$1,312,000 |
| Iowa Department of Transportation | US 20: IA 21 to E I-380 Interchange | | Federal Aid | | | | | |
| | Traffic Signs | | Regional Swap | | | | | |

STBG

| | | | | | | | | |
|-----------------|---|---------------|----------------------|--------------------|--|--|--|--------------------|
| 52426 | STP-U-1185()--70-07 | FHWA Approved | Total | \$6,550,000 | | | | \$6,550,000 |
| Cedar Falls | In the city of Cedar Falls, On Union Rd, from W 27th St S 1.4 miles to University Ave | | Federal Aid | \$1,000,000 | | | | \$1,000,000 |
| 24063 | PCC Pavement - Grade and Replace | | Regional Swap | \$1,000,000 | | | | \$1,000,000 |
| 37821 | STP-U-2312(605)--70-07 | FHWA Approved | Total | \$2,185,500 | | | | \$2,185,500 |
| Elk Run Heights | In the city of Elk Run Heights, On Lafayette Rd & Gilbertville Rd, from WCL east and southeast 0.65 miles to Amber Ln | 1/17/2024 | Federal Aid | \$1,430,000 | | | | \$1,430,000 |
| 24121 | Grade and Pave | | Regional Swap | \$1,430,000 | | | | \$1,430,000 |
| 45241 | STP-U-2432(614)--70-07 | FHWA Approved | Total | \$6,095,000 | | | | \$6,095,000 |
| Evansdale | In the city of Evansdale, On Lafayette Rd, from Evans Rd E 1.4 miles to ECL | 2/20/2024 | Federal Aid | \$1,707,000 | | | | \$1,707,000 |
| 24043 | PCC Pavement - Replace, Ped/Bike Paving | | Regional Swap | \$1,707,000 | | | | \$1,707,000 |

| Project ID | Project Number | Approval Level | | 2024 | 2025 | 2026 | 2027 | Totals |
|------------|----------------|----------------|--|------|------|------|------|--------|
| Sponsor | Location | Letting Date | | | | | | |
| STIP ID | Work Codes | | | | | | | |

STBG

| | | | | | | | | |
|--|--|---------------|----------------------|---------------------|---------------------|--------------------|--|---------------------|
| 25388 | STP-U-6342(601)--70-07 | FHWA Approved | Total | \$3,913,000 | | | | \$3,913,000 |
| Raymond | In the city of Raymond, On Lafayette Rd, from 2750' W of Taylor Ln E 0.85 miles to 2nd St | 5/21/2024 | Federal Aid | \$1,230,000 | | | | \$1,230,000 |
| 24096 | Grade and Pave, Ped/Bike Grade & Pave | | Regional Swap | \$1,230,000 | | | | \$1,230,000 |
| 39136 | STP-U-8155(775)--70-07 | FHWA Approved | Total | \$14,196,000 | | | | \$14,196,000 |
| Waterloo | In the city of Waterloo, On La Porte Rd, from E Shaulis Rd N 1.6 miles to Bopp St | 7/16/2024 | Federal Aid | \$13,267,755 | | | | \$13,267,755 |
| 24437 | PCC Pavement - Replace, Ped/Bike Grade & Pave | | Regional Swap | \$4,537,755 | | | | \$4,537,755 |
| PA Note: Awarded \$8,730,000 RAISE Grant (of \$20,500,000 total award for 3-phased project) Project has MPO STBG and TAP funds | | | | | | | | |
| 45240 | STP-U-PA30(605)--70-07 | FHWA Approved | Total | \$625,000 | | | | \$625,000 |
| MPO 30 / INRCOG | NE Industrial Access: NEPA | | Federal Aid | \$480,000 | | | | \$480,000 |
| 24042 | Outside Services Planning | | Regional Swap | \$480,000 | | | | \$480,000 |
| 48387 | STP-PA30()--2C-07 | FHWA Approved | Total | | \$875,000 | | | \$875,000 |
| MPO 30 / INRCOG | On US 63 , from US 20 NE 3.5 miles to 0.4 miles south of University Ave | | Federal Aid | | \$700,000 | | | \$700,000 |
| | Pavement Rehab | | Regional Swap | | \$700,000 | | | \$700,000 |
| PA Note: MPO contribution to Iowa DOT project | | | | | | | | |
| 48388 | STP-U-8155()--70-07 | FHWA Approved | Total | | \$11,160,000 | | | \$11,160,000 |
| Waterloo | In the city of Waterloo, On La Porte Rd, from Plymouth Ave N 0.7 miles to US 218 Slip Ramp | | Federal Aid | | \$10,900,500 | | | \$10,900,500 |
| | PCC Pavement - Replace, Ped/Bike Grade & Pave | | Regional Swap | | \$2,830,500 | | | \$2,830,500 |
| PA Note: Awarded \$8,070,000 RAISE Grant (of \$20,500,000 total award for 3-phased project) | | | | | | | | |
| 45892 | STP-S-C007()--5E-07 | FHWA Approved | Total | | | \$2,050,000 | | \$2,050,000 |
| Black Hawk County | On Donald Street (D16), from Sage Road E 4 miles to Raymond Road (V49) | | Federal Aid | | | \$448,000 | | \$448,000 |
| | HMA Resurfacing/Cold-in-Place Recycling | | Regional Swap | | | \$448,000 | | \$448,000 |

| Project ID | Project Number | Approval Level | | 2024 | 2025 | 2026 | 2027 | Totals |
|------------|----------------|----------------|--|------|------|------|------|--------|
| Sponsor | Location | Letting Date | | | | | | |
| STIP ID | Work Codes | | | | | | | |

STBG

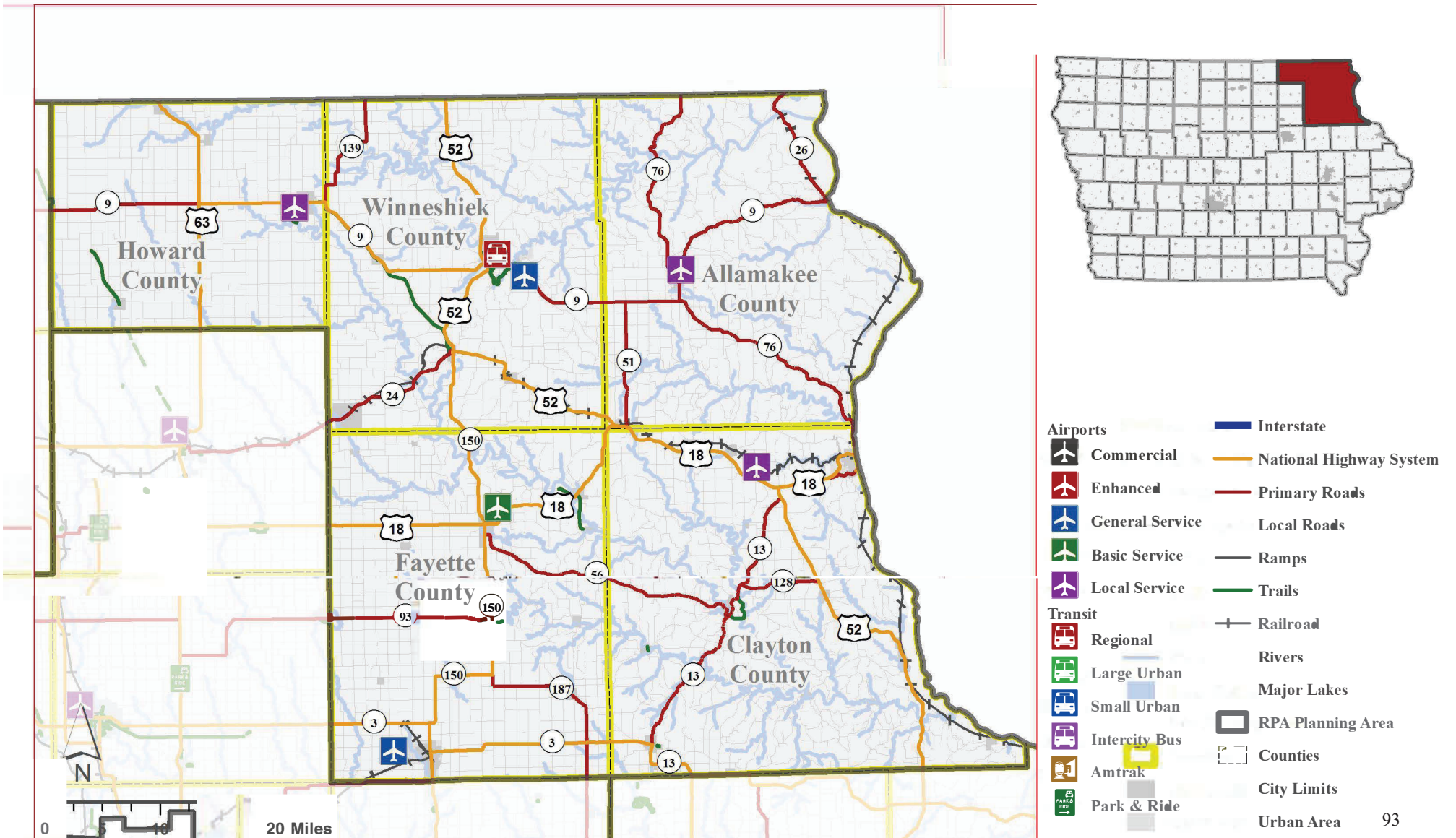
| | | | | | | | | |
|---|---|---------------|----------------------|--|--|--------------------|--------------------|--------------------|
| 52428 | STP-U-3577)--70-07 | FHWA Approved | Total | | | \$1,067,000 | | \$1,067,000 |
| Hudson | In the city of Hudson, On Washington St, from 50' S of Wood St N 0.28 miles to 240' N of 1st St | | Federal Aid | | | \$853,600 | | \$853,600 |
| | PCC Pavement - Replace, Ped/Bike Grade & Pave | | Regional Swap | | | \$853,600 | | \$853,600 |
| 52427 | STP-U-8155(783)--70-07 | FHWA Approved | Total | | | \$7,588,000 | | \$7,588,000 |
| Waterloo | In the city of Waterloo, On La Porte Rd, from Bopp St N 0.5 miles to Plymouth Ave | 3/17/2026 | Federal Aid | | | \$6,411,900 | | \$6,411,900 |
| | PCC Pavement - Replace, Ped/Bike Grade & Pave | | Regional Swap | | | \$2,711,900 | | \$2,711,900 |
| PA Note: Awarded \$3,700,000 RAISE Grant (of \$20,500,000 total award for 3-phased project) | | | | | | | | |
| 54703 | BRF-218)--38-07 | FHWA Approved | Total | | | | \$3,116,000 | \$3,116,000 |
| Iowa Department of Transportation | US 218: Cedar River and Trail 2.9 mi S of IA 57 in Waterloo | | Federal Aid | | | | \$2,492,800 | \$2,492,800 |
| | Bridge Deck Overlay | | Regional Swap | | | | | |
| 54701 | BRF-281)--38-07 | FHWA Approved | Total | | | | \$474,000 | \$474,000 |
| Iowa Department of Transportation | IA 281: Elk Run Creek 0.3 mi EE of Co Rd V43 | | Federal Aid | | | | \$379,200 | \$379,200 |
| | Bridge Deck Overlay | | Regional Swap | | | | | |
| 54750 | STP-PA30)--2C-07 | FHWA Approved | Total | | | | \$4,570,000 | \$4,570,000 |
| Iowa Department of Transportation | On US 218 S, from MP 186.4 E 0.6 miles to MP 187.0 | | Federal Aid | | | | \$914,000 | \$914,000 |
| | Pavement Rehab | | Regional Swap | | | | \$914,000 | \$914,000 |
| 53121 | STP-S-C007)--5E-07 | FHWA Approved | Total | | | | \$2,450,000 | \$2,450,000 |
| Black Hawk County | On D 38, from Hwy 218 E to City of Gilbertville | | Federal Aid | | | | \$1,328,711 | \$1,328,711 |
| | HMA Resurfacing/Cold-in-Place Recycling | | Regional Swap | | | | \$1,328,711 | \$1,328,711 |
| 54751 | STP-U-2432)--70-07 | FHWA Approved | Total | | | | \$3,026,970 | \$3,026,970 |
| Evansdale | In the city of Evansdale, On W Gilbert Dr, from River Forest Rd E 0.8 miles to Grand Blvd | | Federal Aid | | | | \$2,421,576 | \$2,421,576 |
| | PCC Pavement - Replace | | Regional Swap | | | | \$2,421,576 | \$2,421,576 |

| Project ID | Project Number | Approval Level | | 2024 | 2025 | 2026 | 2027 | Totals |
|------------|----------------|----------------|--|------|------|------|------|--------|
| Sponsor | Location | Letting Date | | | | | | |
| STIP ID | Work Codes | | | | | | | |

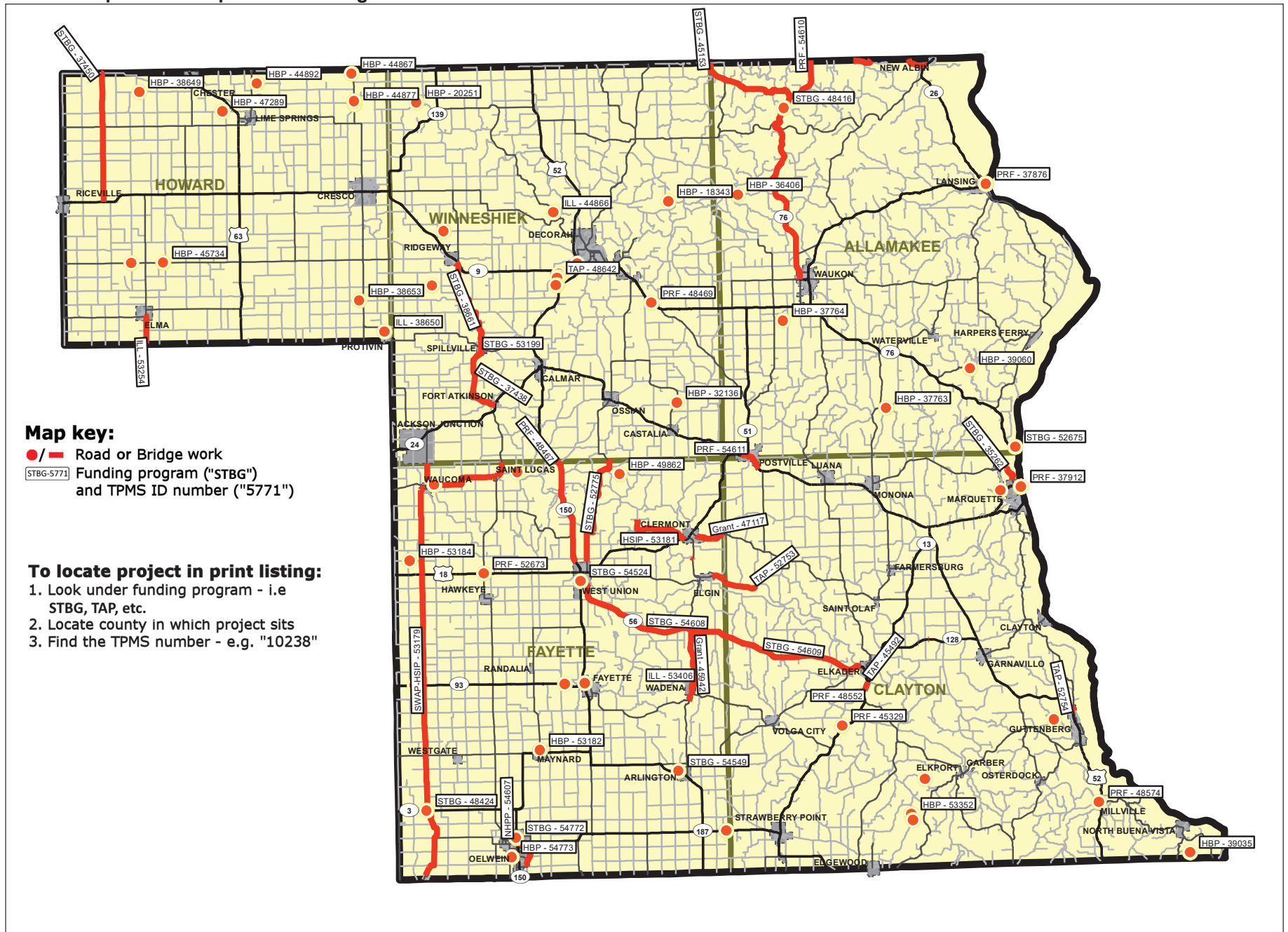
TAP

| | | | | | | | | |
|-----------|---|---------------|--------------------|------------------|------------------|--|--|------------------|
| 52416 | TAP-U-8155()--8I-07 | FHWA Approved | Total | \$666,542 | | | | \$666,542 |
| Waterloo | In the city of Waterloo, On Sergeant Rd Trail BRs, from 550' SW of W Shaulis Rd NE 4.1 miles to 90' NE of W 3rd St Ped/Bike Structures | | Federal Aid | \$465,233 | | | | \$465,233 |
| 24062 | | | Regional | \$465,233 | | | | \$465,233 |
| | | | Swap | | | | | |
| 52414 | TAP-R-2432()--8T-07 | FHWA Approved | Total | | \$428,410 | | | \$428,410 |
| Evansdale | In the city of Evansdale, On Elk Run Creek Levee Trail, from Gilbert Dr NE 1.02 miles to Lafayette Rd Ped/Bike Grade & Pave | | Federal Aid | | \$295,728 | | | \$295,728 |
| | | | Regional | | \$295,728 | | | \$295,728 |
| | | | Swap | | | | | |

RPA 1 - Upper Explorerland Regional Planning Commission
325 Washington Street, Suite A, Decorah, IA 52101
Phone: 563-382-6171, Fax: 563-382-6311, www.uerpc.org



2024 Transportation Improvement Program



RPA 1

| Project ID | Project Number | Approval Level | | 2024 | 2025 | 2026 | 2027 | Totals |
|------------|----------------|----------------|--|------|------|------|------|--------|
| Sponsor | Location | Letting Date | | | | | | |
| STIP ID | Work Codes | | | | | | | |

Grant

| | | | | | | | | |
|--|---|---------------|--------------------|--|--------------------|--|--|--------------------|
| 45942 | HDP-C033()--6B-33 | FHWA Approved | Total | | \$3,369,000 | | | \$3,369,000 |
| Fayette County | DIAMOND RD - W51 Intersection and W51 from HWY 56 to Kornhill Rd | | Federal Aid | | \$1,957,000 | | | \$1,957,000 |
| | HMA Resurfacing/Cold-in-Place Recycling, HMA Paved Shoulder - New | | Regional | | | | | |
| | | | Swap | | | | | |
| DOT Note: Project funded with SS4A grant | | | | | | | | |
| 47117 | HDP-C033()--6B-33 | FHWA Approved | Total | | \$1,145,000 | | | \$1,145,000 |
| Fayette County | On Apple Road from Clermont CL to the County Line | | Federal Aid | | \$218,000 | | | \$218,000 |
| | HMA Resurfacing/Cold-in-Place Recycling | | Regional | | | | | |
| | | | Swap | | | | | |
| DOT Note: Project funded with SS4A grant | | | | | | | | |

HBP

| | | | | | | | | |
|------------------|--|---------------|--------------------|------------------|--|--|--|------------------|
| 36406 | BROS-C003(29R1)--5F-03 | FHWA Approved | Total | \$650,000 | | | | \$650,000 |
| Allamakee County | On Ellingson Bridge Drive, Over PATTERSON CREEK, S29 T99N R06W | | Federal Aid | \$650,000 | | | | \$650,000 |
| 24274 | Bridge Replacement | | Regional | | | | | |
| | | | Swap | | | | | |
| 53349 | BROS-C022(98)--8J-22 | FHWA Approved | Total | \$400,000 | | | | \$400,000 |
| Clayton County | On 300TH ST, Over MINERS CREEK, S12 T92 R03 | 2/20/2024 | Federal Aid | \$400,000 | | | | \$400,000 |
| 24232 | Bridge Replacement | | Regional | | | | | |
| | | | Swap | | | | | |
| 49862 | BROS-C033()--8J-33 | FHWA Approved | Total | \$500,000 | | | | \$500,000 |
| Fayette County | On 300TH ST, Over NUTTING CR, S2 T95 R08 | | Federal Aid | \$420,000 | | | | \$420,000 |
| 24398 | Bridge Replacement | | Regional | | | | | |
| | | | Swap | | | | | |
| 53183 | BROS-C033(156)--8J-33 | FHWA Approved | Total | \$380,000 | | | | \$380,000 |
| Fayette County | On P AVE, Over UNNAMED CREEK, S3 T95 R09 | 2/20/2024 | Federal Aid | \$280,000 | | | | \$280,000 |
| 24400 | Bridge Replacement | | Regional | | | | | |
| | | | Swap | | | | | |

| Project ID | Project Number | Approval Level | | 2024 | 2025 | 2026 | 2027 | Totals |
|------------|----------------|----------------|--|------|------|------|------|--------|
| Sponsor | Location | Letting Date | | | | | | |
| STIP ID | Work Codes | | | | | | | |

HBP

| | | | | | | | | |
|-------------------|--|---------------|----------------------|--------------------|--|--|--|--------------------|
| 53184 | BROS-C033(157)--8J-33 | FHWA Approved | Total | \$460,000 | | | | \$460,000 |
| Fayette County | On 240TH ST, Over HAUGH CREEK, S8 T94 R10 | 5/21/2024 | Federal Aid | \$360,000 | | | | \$360,000 |
| 24401 | Bridge Replacement | | Regional Swap | | | | | |
| 38653 | BROS-C045(94)--8J-45 | FHWA Approved | Total | \$445,000 | | | | \$445,000 |
| Howard County | On 180th St, Over Bohemian Creek, S3 T97 R11 | 11/21/2023 | Federal Aid | \$445,000 | | | | \$445,000 |
| 24182 | Bridge Replacement | | Regional Swap | | | | | |
| 52787 | BROS-C096(163)--8J-96 | FHWA Approved | Total | \$1,200,000 | | | | \$1,200,000 |
| Winneshiek County | On 230TH ST, Over TURKEY RIVER, S27 T98 R10 | 2/20/2024 | Federal Aid | \$1,200,000 | | | | \$1,200,000 |
| 24218 | Bridge Replacement-CCS | | Regional Swap | | | | | |
| 53182 | BRS-4870(601)--60-33 | FHWA Approved | Total | \$1,650,000 | | | | \$1,650,000 |
| Fayette County | In the city of Maynard, On 1ST ST N, Over VOLGA RIVER, S14 T92 R09 | 4/16/2024 | Federal Aid | \$1,280,000 | | | | \$1,280,000 |
| 24399 | Bridge Replacement | | Regional Swap | \$320,000 | | | | \$320,000 |
| 53185 | BRS-C033(155)--60-33 | FHWA Approved | Total | \$460,000 | | | | \$460,000 |
| Fayette County | On B44, Over SMALL DRY RUN, S9 T95 R10 | 1/17/2024 | Federal Aid | \$288,000 | | | | \$288,000 |
| 24402 | Bridge Replacement | | Regional Swap | \$72,000 | | | | \$72,000 |
| 44867 | BRS-C045(92)--60-45 | FHWA Approved | Total | \$2,100,000 | | | | \$2,100,000 |
| Howard County | On V58, Over Upper Iowa River, S10 T100 R11 | 12/19/2023 | Federal Aid | \$1,680,000 | | | | \$1,680,000 |
| 24183 | Bridge Replacement | | Regional Swap | \$420,000 | | | | \$420,000 |
| 32136 | BRS-C096(138)--60-96 | FHWA Approved | Total | \$800,000 | | | | \$800,000 |
| Winneshiek County | On W46, Over YELLOW RIVER, S9 T96 R07 | 1/17/2024 | Federal Aid | \$640,000 | | | | \$640,000 |
| 24217 | Bridge Replacement | | Regional Swap | \$160,000 | | | | \$160,000 |

| Project ID | Project Number | Approval Level | | 2024 | 2025 | 2026 | 2027 | Totals |
|------------|----------------|----------------|--|------|------|------|------|--------|
| Sponsor | Location | Letting Date | | | | | | |
| STIP ID | Work Codes | | | | | | | |

HBP

| | | | | | | | | |
|-------------------|--|---------------|----------------------|--|--------------------|--|--|--------------------|
| 54773 | BRM-5657(614)--8N-33 | FHWA Approved | Total | | \$3,500,000 | | | \$3,500,000 |
| Oelwein | In the city of Oelwein, On 10TH ST SW, Over OTTER CREEK, S28 T91 R09 | | Federal Aid | | \$1,200,000 | | | \$1,200,000 |
| | Bridge Replacement - Other | | Regional Swap | | \$300,000 | | | \$300,000 |
| 37763 | BROS-C003(69)--8J-03 | FHWA Approved | Total | | \$1,200,000 | | | \$1,200,000 |
| Allamakee County | On Suttle Creek Road, Over YELLOW RIVER, S18 T96N R04W | 2/20/2024 | Federal Aid | | \$1,200,000 | | | \$1,200,000 |
| | Bridge Replacement-PPCB | | Regional Swap | | | | | |
| 39035 | BROS-C022()-8J-22 | FHWA Approved | Total | | \$400,000 | | | \$400,000 |
| Clayton County | On Coffee Rd, Over PLUM CREEK, S34 T91 R1 | | Federal Aid | | \$400,000 | | | \$400,000 |
| | Bridge Replacement | | Regional Swap | | | | | |
| 38649 | BROS-C045()-8J-45 | FHWA Approved | Total | | \$610,000 | | | \$610,000 |
| Howard County | On 25th St, Over Staff Creek, S13 T100 R14 | | Federal Aid | | \$610,000 | | | \$610,000 |
| | Bridge Replacement | | Regional Swap | | | | | |
| 18343 | BROS-C096()-8J-96 | FHWA Approved | Total | | \$1,200,000 | | | \$1,200,000 |
| Winneshiek County | On Pleasant View Rd., Over Canoe Creek, S33 T99 R7 | | Federal Aid | | \$1,200,000 | | | \$1,200,000 |
| | Bridge Replacement | | Regional Swap | | | | | |
| 44877 | BRS-C045()-60-45 | FHWA Approved | Total | | \$675,000 | | | \$675,000 |
| Howard County | On V58, Over Nichols Creek, S22 T100 R11 | | Federal Aid | | \$540,000 | | | \$540,000 |
| | Bridge Replacement | | Regional Swap | | \$135,000 | | | \$135,000 |
| 53231 | BRS-C045()-60-45 | FHWA Approved | Total | | \$607,500 | | | \$607,500 |
| Howard County | On V 58, Over Upper Iowa, S22 T100 R11 | | Federal Aid | | \$486,000 | | | \$486,000 |
| | Bridge Replacement | | Regional Swap | | \$121,500 | | | \$121,500 |

| Project ID | Project Number | Approval Level | | 2024 | 2025 | 2026 | 2027 | Totals |
|------------|----------------|----------------|--|------|------|------|------|--------|
| Sponsor | Location | Letting Date | | | | | | |
| STIP ID | Work Codes | | | | | | | |

HBP

| | | | | | | | | |
|-------------------|--|---------------|----------------------|--|--|------------------|------------------|------------------|
| 37764 | BROS-C003(1411)--8J-03 | FHWA Approved | Total | | | \$600,000 | | \$600,000 |
| Allamakee County | On Picnic Woods Drive, Over TEEPLE CREEK, S14 T97N R06W | | Federal Aid | | | \$600,000 | | \$600,000 |
| | Bridge and Approaches-CCS | | Regional Swap | | | | | |
| 53352 | BROS-C022()--5F-22 | FHWA Approved | Total | | | \$900,000 | | \$900,000 |
| Clayton County | On X 29, Over Bear Creek, S17, T91, R04 | | Federal Aid | | | \$900,000 | | \$900,000 |
| | Bridge Replacement | | Regional Swap | | | | | |
| 44892 | BROS-C045()--5F-45 | FHWA Approved | Total | | | \$333,000 | | \$333,000 |
| Howard County | On 20th St, Over Branch Upper Iowa River, S9 T100 R12 | | Federal Aid | | | \$333,000 | | \$333,000 |
| | Bridge Replacement | | Regional Swap | | | | | |
| 38416 | BROS-C096()--8J-96 | FHWA Approved | Total | | | \$350,000 | | \$350,000 |
| Winneshiek County | On 270th St., Over SMALL RUNNING CREEK, S3 T98N R10W | | Federal Aid | | | \$350,000 | | \$350,000 |
| | Bridge Replacement | | Regional Swap | | | | | |
| 45734 | BRS-C045()--60-45 | FHWA Approved | Total | | | \$450,000 | | \$450,000 |
| Howard County | On A46, Over Crane Creek, S20 T98 R13 | | Federal Aid | | | \$360,000 | | \$360,000 |
| | Bridge Replacement | | Regional Swap | | | \$90,000 | | \$90,000 |
| 45735 | BRS-C045()--60-45 | FHWA Approved | Total | | | \$450,000 | | \$450,000 |
| Howard County | On A46, Over Little Wapsipinicon River, S23 T98 R14 | | Federal Aid | | | \$360,000 | | \$360,000 |
| | Bridge Replacement | | Regional Swap | | | \$90,000 | | \$90,000 |
| 39060 | BROS-C003(31F1)--5F-03 | FHWA Approved | Total | | | | \$950,000 | \$950,000 |
| Allamakee County | On B25(State Forest Road), Over PAINT CREEK, S31 T97N R03W | | Federal Aid | | | | \$950,000 | \$950,000 |
| | Bridge Replacement | | Regional Swap | | | | | |

| Project ID | Project Number | Approval Level | | 2024 | 2025 | 2026 | 2027 | Totals |
|------------|----------------|----------------|--|------|------|------|------|--------|
| Sponsor | Location | Letting Date | | | | | | |
| STIP ID | Work Codes | | | | | | | |

HBP

| | | | | | | | | |
|-------------------|--|---------------|----------------------|--|--|--|--------------------|--------------------|
| 53387 | BROS-C022)--8J-22 | FHWA Approved | Total | | | | \$700,000 | \$700,000 |
| Clayton County | On HAMLET RD, Over BEAR CREEK, S33 T92 R04 | | Federal Aid | | | | \$700,000 | \$700,000 |
| | Bridge Replacement | | Regional Swap | | | | | |
| 47289 | BROS-C045)--8J-45 | FHWA Approved | Total | | | | \$775,000 | \$775,000 |
| Howard County | On 40th St, Over Beaver Creek, S24 T100 R13 | | Federal Aid | | | | \$775,000 | \$775,000 |
| | Bridge Replacement | | Regional Swap | | | | | |
| 20251 | BROS-C096)--5F-96 | FHWA Approved | Total | | | | \$1,100,000 | \$1,100,000 |
| Winneshiek County | On 360TH ST, Over UPPER IOWA RIVER, S21 T100 R10 | | Federal Aid | | | | \$1,100,000 | \$1,100,000 |
| | Bridge Replacement | | Regional Swap | | | | | |

HSIP

| | | | | | | | | |
|----------------|---|---------------|----------------------|------------------|--|--|--|------------------|
| 53181 | HRRR-C033(149)--5R-33 | FHWA Approved | Total | \$641,400 | | | | \$641,400 |
| Fayette County | B40 From Highway 18 to 276 St. Intersection | 2/20/2024 | Federal Aid | \$491,400 | | | | \$491,400 |
| 24396 | HMA Paved Shoulder - New | | Regional Swap | | | | | |

DOT Note: Project includes \$491,000 of HRRR funds.

ILL

| | | | | | | | | |
|----------------|--|---------------|----------------------|--------------------|--------------------|--|--|--------------------|
| 53406 | ILL-C033)--92-33 | FHWA Approved | Total | \$1,780,000 | | | | \$1,780,000 |
| Fayette County | On W51 through the town of Wadena | | Federal Aid | | | | | |
| | HMA Resurfacing/Cold-in-Place Recycling, HMA Paved Shoulder - New, Ped/Bike Paving | | Regional Swap | | | | | |
| 53254 | ILL-C045)--92-45 | FHWA Approved | Total | | \$1,905,000 | | | \$1,905,000 |
| Howard County | On V18, from 100th St N 2.2 miles to Main St, Elma | | Federal Aid | | | | | |
| | PCC Overlay | | Regional Swap | | | | | |

| Project ID | Project Number | Approval Level | | 2024 | 2025 | 2026 | 2027 | Totals |
|------------|----------------|----------------|--|------|------|------|------|--------|
| Sponsor | Location | Letting Date | | | | | | |
| STIP ID | Work Codes | | | | | | | |

ILL

| | | | | | | | | |
|-------------------|---|---------------|----------------------|--|--|-------------|-----------|-------------|
| 44866 | ILL-C096(158)--92-96 | FHWA Approved | Total | | | \$2,200,000 | | \$2,200,000 |
| Winneshiek County | On W 20, Over UPPER IOWA RIVER, S31 T99 R08 | 11/19/2024 | Federal Aid | | | | | |
| | Bridge Replacement | | Regional Swap | | | | | |
| 38650 | ILL-C045()-92-45 | FHWA Approved | Total | | | | \$750,000 | \$750,000 |
| Howard County | On V58, Over Bohemian Creek, S13 T97 R11 | | Federal Aid | | | | | |
| | Bridge Replacement | | Regional Swap | | | | | |

NHPP

| | | | | | | | | |
|-----------------------------------|--|---------------|----------------------|-------------|--|--|--|-------------|
| 54607 | NHSX-003()-3H-33 | FHWA Approved | Total | \$943,000 | | | | \$943,000 |
| Iowa Department of Transportation | IA 3: In Oelwein, from NCL to 9th Ave SE | | Federal Aid | \$754,400 | | | | \$754,400 |
| 24342 | Pavement Rehab | | Regional Swap | | | | | |
| 54606 | NHSX-150()-3H-33 | FHWA Approved | Total | \$3,610,000 | | | | \$3,610,000 |
| Iowa Department of Transportation | IA 150: West Union to Winneshiek Co | | Federal Aid | \$2,888,000 | | | | \$2,888,000 |
| 24341 | Pavement Rehab | | Regional Swap | | | | | |

PRF

| | | | | | | | | |
|-----------------------------------|--|---------------|----------------------|----------|----------|----------|----------|----------|
| 37876 | BRFN-009()-39-03 | FHWA Approved | Total | \$20,000 | \$20,000 | \$20,000 | \$20,000 | \$80,000 |
| Iowa Department of Transportation | IA 9: Mississippi River in Lansing (State Share) | | Federal Aid | | | | | |
| | Bridge Cleaning | | Regional Swap | | | | | |

| Project ID | Project Number | Approval Level | | 2024 | 2025 | 2026 | 2027 | Totals |
|------------|----------------|----------------|--|------|------|------|------|--------|
| Sponsor | Location | Letting Date | | | | | | |
| STIP ID | Work Codes | | | | | | | |

PRF

| | | | | | | | | |
|-----------------------------------|---|---------------|----------------------|--------------------|-----------------|-----------------|-----------------|--------------------|
| 48469 | BRFN-009)--39-96 | FHWA Approved | Total | \$973,000 | | | | \$973,000 |
| Iowa Department of Transportation | IA 9: Trout Creek 6.1 mi E of US 52 | | Federal Aid | | | | | |
| | Bridge Deck Overlay | | Regional Swap | | | | | |
| 45329 | BRFN-013)--39-22 | FHWA Approved | Total | \$478,000 | | | | \$478,000 |
| Iowa Department of Transportation | IA 13: Volga River 4.1 mi S of IA 56 | | Federal Aid | | | | | |
| | Bridge Deck Overlay | | Regional Swap | | | | | |
| 37912 | BRFN-018)--39-22 | FHWA Approved | Total | \$20,000 | \$20,000 | \$20,000 | \$20,000 | \$80,000 |
| Iowa Department of Transportation | US 18: Mississippi River in Marquette (State Share) | | Federal Aid | | | | | |
| | Bridge Cleaning | | Regional Swap | | | | | |
| 48467 | BRFN-150)--39-33 | FHWA Approved | Total | \$1,005,000 | | | | \$1,005,000 |
| Iowa Department of Transportation | IA 150: Volga River 0.2 mi N of IA 93 | | Federal Aid | | | | | |
| | Bridge Deck Overlay | | Regional Swap | | | | | |
| 54576 | NHSN-018)--2R-22 | FHWA Approved | Total | \$744,000 | | | | \$744,000 |
| Iowa Department of Transportation | US 18: Bloody Run and RR 1.3 mi W of IA 76 | | Federal Aid | | | | | |
| | Rip Rap | | Regional Swap | | | | | |
| 54611 | STPN-018)--2J-03 | FHWA Approved | Total | \$1,503,000 | | | | \$1,503,000 |
| Iowa Department of Transportation | US 18: In the City of Postville | | Federal Aid | | | | | |
| | Pavement Rehab | | Regional Swap | | | | | |

| Project ID | Project Number | Approval Level | | 2024 | 2025 | 2026 | 2027 | Totals |
|------------|----------------|----------------|--|------|------|------|------|--------|
| Sponsor | Location | Letting Date | | | | | | |
| STIP ID | Work Codes | | | | | | | |

PRF

| | | | | | | | | |
|-----------------------------------|---|---------------|----------------------|--------------------|------------------|------------------|--|--------------------|
| 54610 | STPN-076()--2J-03 | FHWA Approved | Total | \$1,178,000 | | | | \$1,178,000 |
| Iowa Department of Transportation | IA 76: West Main St in Waukon to Minnesota State Line | | Federal Aid | | | | | |
| | Pavement Rehab | | Regional Swap | | | | | |
| 54589 | STPN-093()--2J-33 | FHWA Approved | Total | \$75,000 | | | | \$75,000 |
| Iowa Department of Transportation | IA 93: Stream Bank Mitigation Site Not Yet Identified | | Federal Aid | | | | | |
| | Wetland Mitigation | | Regional Swap | | | | | |
| 48583 | STPN-128()--2J-22 | FHWA Approved | Total | \$209,000 | | | | \$209,000 |
| Iowa Department of Transportation | IA 128: W of Clayton Center and 1.1 mi W of Co Rd X41 | | Federal Aid | | | | | |
| | Grading, Right of Way | | Regional Swap | | | | | |
| 48574 | BRFN-052()--39-22 | FHWA Approved | Total | | \$921,000 | | | \$921,000 |
| Iowa Department of Transportation | US 52: Turkey River in Millville | | Federal Aid | | | | | |
| | Bridge Deck Overlay | | Regional Swap | | | | | |
| 48552 | STPN-013()--2J-22 | FHWA Approved | Total | | \$190,000 | | | \$190,000 |
| Iowa Department of Transportation | IA 13: 0.05 mi E of Empire Rd and 0.2 mi SW of IA 56 | | Federal Aid | | | | | |
| | Rip Rap | | Regional Swap | | | | | |
| 45319 | BRFN-009()--39-03 | FHWA Approved | Total | | | \$150,000 | | \$150,000 |
| Iowa Department of Transportation | IA 9: Mississippi River in Lansing (State Share) | | Federal Aid | | | | | |
| | Grade and Pave, Bridge New, Bridge Removal | | Regional Swap | | | | | |
| 52673 | BRFN-018()--39-33 | FHWA Approved | Total | | | \$296,000 | | \$296,000 |
| Iowa Department of Transportation | US 18: Drainage Ditch 0.1 mi W of Co Rd W14 | | Federal Aid | | | | | |
| | Bridge Deck Overlay | | Regional Swap | | | | | |

| Project ID | Project Number | Approval Level | | 2024 | 2025 | 2026 | 2027 | Totals |
|------------|----------------|----------------|--|------|------|------|------|--------|
| Sponsor | Location | Letting Date | | | | | | |
| STIP ID | Work Codes | | | | | | | |

PRF

| | | | | | | | | |
|-----------------------------------|--|---------------|----------------------|--|--|------------------|--|------------------|
| 52674 | BRFN-093()--39-33 | FHWA Approved | Total | | | \$668,000 | | \$668,000 |
| Iowa Department of Transportation | IA 93: Coulee Creek 1.4 mi W of IA 150 | | Federal Aid | | | | | |
| | Bridge Deck Overlay | | Regional Swap | | | | | |

STBG

| | | | | | | | | |
|-----------------------------------|--|---------------|----------------------|--------------------|-----------------|-----------------|-----------------|--------------------|
| 45365 | BRF-093()--38-33 | FHWA Approved | Total | \$727,000 | | | | \$727,000 |
| Iowa Department of Transportation | IA 93: Stream 0.7 mi W of Co Rd V68 | | Federal Aid | \$581,600 | | | | \$581,600 |
| 24305 | Bridge New, Right of Way | | Regional Swap | | | | | |
| 20 | RGPL-PA01(RTP)--ST-00 | FHWA Approved | Total | \$50,000 | \$52,500 | \$55,125 | \$57,875 | \$215,500 |
| RPA 1 | UERPC RPA-1 - TPWP supplemental STBG | | Federal Aid | \$40,000 | \$42,000 | \$44,100 | \$46,300 | \$172,400 |
| 24037 | Trans Planning | | Regional Swap | \$40,000 | \$42,000 | \$44,100 | \$46,300 | \$172,400 |
| 54609 | STP-056()--2C-22 | FHWA Approved | Total | \$2,817,000 | | | | \$2,817,000 |
| Iowa Department of Transportation | IA 56: Fayette Co Line to WCL of Elkader | | Federal Aid | \$2,253,600 | | | | \$2,253,600 |
| 24344 | Pavement Rehab | | Regional Swap | | | | | |
| 54608 | STP-056()--2C-33 | FHWA Approved | Total | \$3,204,000 | | | | \$3,204,000 |
| Iowa Department of Transportation | IA 56: IA 150 in West Union to Clayton Co Line | | Federal Aid | \$2,563,200 | | | | \$2,563,200 |
| 24343 | Pavement Rehab | | Regional Swap | | | | | |
| 53199 | STP-S-7180()--5E-96 | FHWA Approved | Total | \$300,000 | | | | \$300,000 |
| Winneshiek County | In the city of Spillville, On MAIN ST, from N CL S 0.8 miles to S CL | | Federal Aid | \$240,000 | | | | \$240,000 |
| 24216 | Pavement Rehab | | Regional Swap | \$60,000 | | | | \$60,000 |
| 37450 | STP-S-C045(90)--5E-45 | FHWA Approved | Total | \$4,069,000 | | | | \$4,069,000 |
| Howard County | On V10, from Hwy 9 North 9.5 Miles to MN Boarder | 2/20/2024 | Federal Aid | \$2,819,000 | | | | \$2,819,000 |
| 24181 | Pave | | Regional Swap | \$2,819,000 | | | | \$2,819,000 |

| Project ID | Project Number | Approval Level | | 2024 | 2025 | 2026 | 2027 | Totals |
|------------|----------------|----------------|--|------|------|------|------|--------|
| Sponsor | Location | Letting Date | | | | | | |
| STIP ID | Work Codes | | | | | | | |

STBG

| | | | | | | | | |
|-----------------------------------|--|---------------|----------------------|--------------------|--------------------|--------------------|--|--------------------|
| 37438 | STP-S-C096(154)--5E-96 | FHWA Approved | Total | \$2,310,000 | | | | \$2,310,000 |
| Winneshiek County | On Co. Rd. W14, from Spillville (B16) 4 miles to Fort Atkinson (St Hwy 24) | 2/20/2024 | Federal Aid | \$1,760,000 | | | | \$1,760,000 |
| 24215 | Pavement Rehab | | Regional Swap | \$1,760,000 | | | | \$1,760,000 |
| 38661 | STP-S-C096(155)--5E-96 | FHWA Approved | Total | \$2,040,000 | | | | \$2,040,000 |
| Winneshiek County | On Co. Rd. A46 and Co. Rd. W14, from Ridgeway S 7.1 miles to Spillville (B16) | 2/20/2024 | Federal Aid | \$440,000 | | | | \$440,000 |
| 24214 | Pavement Rehab | | Regional Swap | \$440,000 | | | | \$440,000 |
| 54772 | TAP-U-5657()--8I-33 | FHWA Approved | Total | \$57,676 | | | | \$57,676 |
| Oelwein | In the city of Oelwein, On 5TH ST NE, from 5th Street Intersection S21 T91 R09 | | Federal Aid | \$46,141 | | | | \$46,141 |
| 24447 | Ped/Bike Structures, Ped/Bike Miscellaneous | | Regional Swap | \$46,141 | | | | \$46,141 |
| 48424 | BRF-003()--38-33 | FHWA Approved | Total | | \$2,226,000 | | | \$2,226,000 |
| Iowa Department of Transportation | IA 3: Little Wapsipinicon River 0.2 mi W of Co Rd V68 | | Federal Aid | | \$1,780,800 | | | \$1,780,800 |
| | Bridge Replacement, Right of Way | | Regional Swap | | | | | |
| 48629 | BRF-003()--38-33 | FHWA Approved | Total | | \$2,588,000 | | | \$2,588,000 |
| Iowa Department of Transportation | IA 3: Maquoketa River 1.7 mi E of IA 187 | | Federal Aid | | \$2,070,400 | | | \$2,070,400 |
| | Bridge Replacement, Right of Way | | Regional Swap | | | | | |
| 48416 | BRF-076()--38-03 | FHWA Approved | Total | | \$3,287,000 | | | \$3,287,000 |
| Iowa Department of Transportation | IA 76: Waterloo Creek 2.2 mi N of Co Rd A26 | | Federal Aid | | \$2,629,600 | | | \$2,629,600 |
| | Bridge Replacement, Right of Way | | Regional Swap | | | | | |
| 52675 | BRF-076()--38-03 | FHWA Approved | Total | | | \$1,107,000 | | \$1,107,000 |
| Iowa Department of Transportation | IA 76: Yellow River 3.0 mi S of Co Rd X52 | | Federal Aid | | | \$885,600 | | \$885,600 |
| | Bridge Deck Overlay | | Regional Swap | | | | | |

| Project ID | Project Number | Approval Level | | 2024 | 2025 | 2026 | 2027 | Totals |
|------------|----------------|----------------|--|------|------|------|------|--------|
| Sponsor | Location | Letting Date | | | | | | |
| STIP ID | Work Codes | | | | | | | |

STBG

| | | | | | | | | |
|------------------|--|---------------|----------------------|--|--|--------------------|--|--------------------|
| 45153 | STP-S-C003(A16 & A11)--5E-03 | FHWA Approved | Total | | | \$3,200,000 | | \$3,200,000 |
| Allamakee County | On A16 from Hwy 76 to MN Line and A11 from Hwy 26 to MN line | | Federal Aid | | | \$2,168,000 | | \$2,168,000 |
| | HMA Resurfacing with Milling | | Regional Swap | | | \$2,168,000 | | \$2,168,000 |
| 52775 | STP-S-C033()--5E-33 | FHWA Approved | Total | | | \$7,930,000 | | \$7,930,000 |
| Fayette County | W42 from West Union north to the County Line, B44 from V68 to W14, W14 from B44 North to the County Line | | Federal Aid | | | \$6,413,600 | | \$6,413,600 |
| | HMA Resurfacing/Cold-in-Place Recycling, HMA Paved Shoulder - New | | Regional Swap | | | \$2,800,000 | | \$2,800,000 |

DOT Note: Project funded in part with SS4A grant

| | | | | | | | | |
|-----------------------------------|--|---------------|----------------------|--|--|--|--------------------|--------------------|
| 54524 | BRF-150()--38-33 | FHWA Approved | Total | | | | \$710,000 | \$710,000 |
| Iowa Department of Transportation | IA 150: Otter Creek 0.2 mi N of IA 56 in West Union | | Federal Aid | | | | \$568,000 | \$568,000 |
| | Bridge Deck Overlay | | Regional Swap | | | | | |
| 54549 | BRF-187()--38-33 | FHWA Approved | Total | | | | \$1,510,000 | \$1,510,000 |
| Iowa Department of Transportation | IA 187: Brush Creek 0.5 mi W of Co Rd W51 | | Federal Aid | | | | \$1,208,000 | \$1,208,000 |
| | Bridge New, Right of Way | | Regional Swap | | | | | |
| 35262 | STP-S-C022()--5E-22 | FHWA Approved | Total | | | | \$4,600,000 | \$4,600,000 |
| Clayton County | On B45, from Marquette city limits north 1.2 Miles to top of hill, S9,10 T95 R03 | | Federal Aid | | | | \$2,900,000 | \$2,900,000 |
| | Pavement Rehab, Slope Improvement, Guardrail | | Regional Swap | | | | \$2,900,000 | \$2,900,000 |

SWAP-HSIP

| | | | | | | | | |
|----------------|--|---------------|----------------------|--------------------|--|--|--|--------------------|
| 53179 | HSIP-SWAP-C033(154)--FJ-33 | FHWA Approved | Total | \$5,468,000 | | | | \$5,468,000 |
| Fayette County | V68 from Fairbank north to Co Ln, Outer Rd from 18th St to HWY3, B64 From Elgin to Co Ln | 2/20/2024 | Federal Aid | \$4,047,000 | | | | \$4,047,000 |
| 24397 | HMA Resurfacing with Milling, HMA Paved Shoulder - New | | Regional Swap | \$1,370,000 | | | | \$1,370,000 |

DOT Note: Project funded in part with SS4A grant

| Project ID | Project Number | Approval Level | | 2024 | 2025 | 2026 | 2027 | Totals |
|------------|----------------|----------------|--|------|------|------|------|--------|
| Sponsor | Location | Letting Date | | | | | | |
| STIP ID | Work Codes | | | | | | | |

TAP

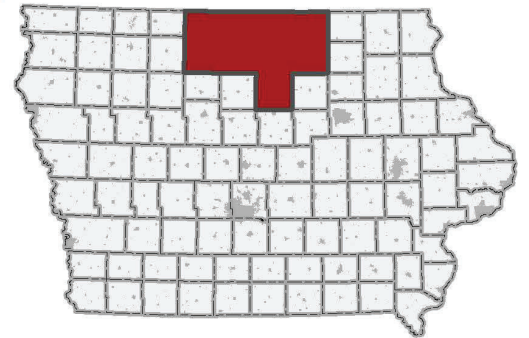
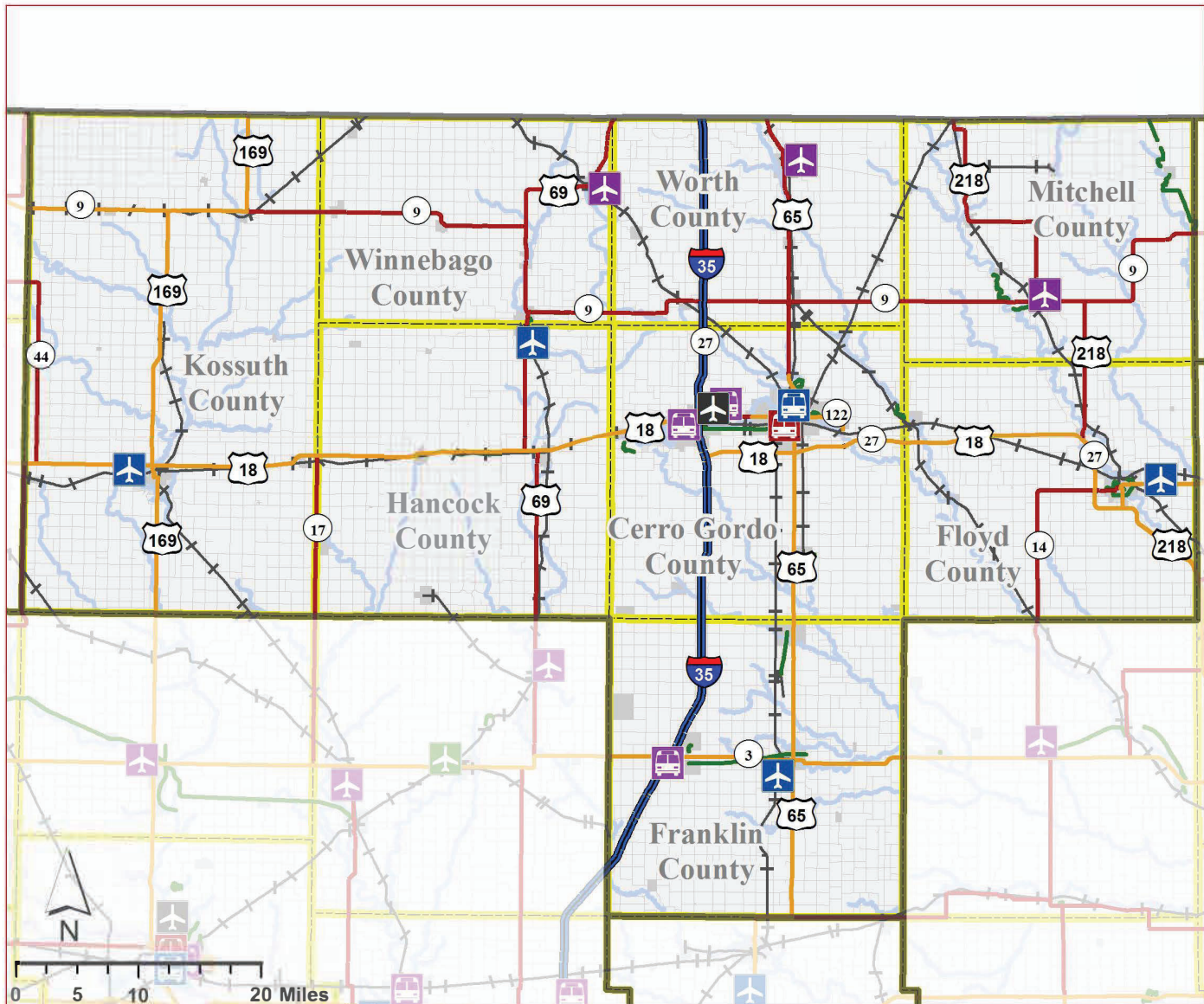
| | | | | | | | | |
|--------------------------------------|---|---------------|--------------------|--------------------|------------------|--|--|--------------------|
| 52754 | TAP-R-3167(606)--8T-22 | FHWA Approved | Total | \$675,000 | | | | \$675,000 |
| Guttenberg | In the city of Guttenberg, Along Great River Rd, from | 4/16/2024 | Federal Aid | \$440,000 | | | | \$440,000 |
| 24129 | River Walk Trail near Marina Rd N .36 miles to Big Springs Park | | Regional | \$440,000 | | | | \$440,000 |
| | Ped/Bike Paving | | Swap | | | | | |
| 45492 | TAP-R-C022)--8T-22 | FHWA Approved | Total | \$854,233 | | | | \$854,233 |
| Clayton County Conservation Board | On South/East side of Iowa 13, from 250th Street 1 miles to Grape Road | | Federal Aid | \$192,000 | | | | \$192,000 |
| 24049 | Ped/Bike Paving | | Regional | \$192,000 | | | | \$192,000 |
| | | | Swap | | | | | |
| 52753 | TAP-R-C022)--8T-22 | FHWA Approved | Total | \$1,560,000 | | | | \$1,560,000 |
| Clayton County Conservation Board | Along Agate Rd., from Fayette County line at Gilbertson Park E 2.5 miles to Bugle Rd. | | Federal Aid | \$171,000 | | | | \$171,000 |
| 24074 | Ped/Bike Paving | | Regional | \$171,000 | | | | \$171,000 |
| | | | Swap | | | | | |
| 32585 | TAP-R-C096(148)--8T-96 | FHWA Approved | Total | \$320,000 | | | | \$320,000 |
| Winneshiek County Conservation Board | Trail Bridge (Phase VI) On Dry Run Trail, Over Dry Run Creek | 4/16/2024 | Federal Aid | \$116,000 | | | | \$116,000 |
| 24103 | Ped/Bike Structures | | Regional | \$116,000 | | | | \$116,000 |
| | | | Swap | | | | | |
| 22090 | TAP-R-C096(159)--8T-96 | FHWA Approved | Total | \$800,000 | | | | \$800,000 |
| Winneshiek County Conservation Board | On Dry Run Trail, Over Dry Run Creek, 1/4 mile W of Iowa-9/US-52 intersection | 4/16/2024 | Federal Aid | \$423,000 | | | | \$423,000 |
| 24110 | Ped/Bike Structures | | Regional | \$423,000 | | | | \$423,000 |
| | | | Swap | | | | | |
| 48642 | TAP-R-C096)--8T-96 | FHWA Approved | Total | | \$487,830 | | | \$487,830 |
| Winneshiek County Conservation Board | On Dry Run Trail, Over Multiple Drainages | | Federal Aid | | \$180,056 | | | \$180,056 |
| | Ped/Bike Structures | | Regional | | \$180,056 | | | \$180,056 |
| | | | Swap | | | | | |

| Project ID | Project Number | Approval Level | | 2024 | 2025 | 2026 | 2027 | Totals |
|------------|----------------|----------------|--|------|------|------|------|--------|
| Sponsor | Location | Letting Date | | | | | | |
| STIP ID | Work Codes | | | | | | | |

TAP

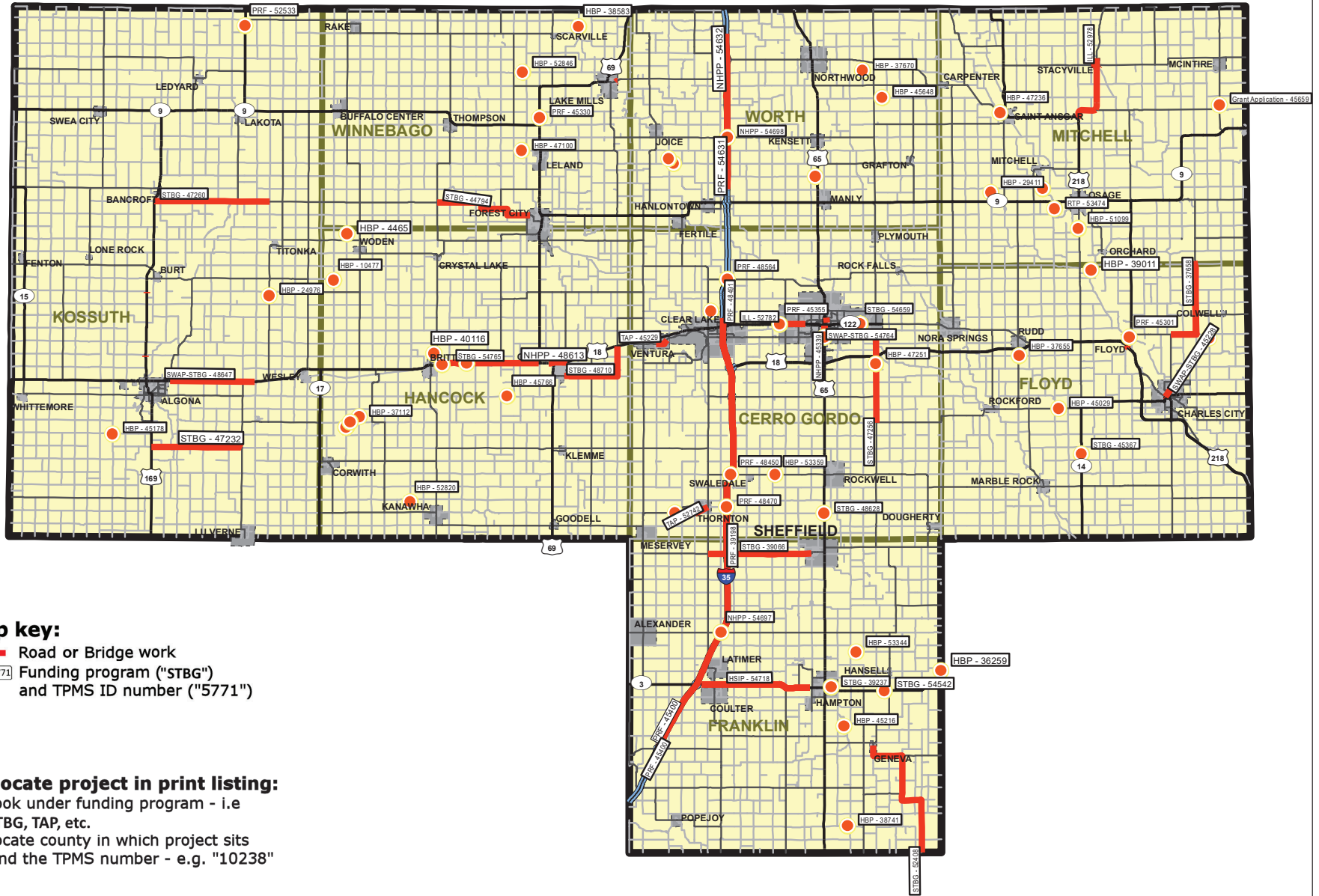
| | | | | | | | | |
|--------------------------------------|---|---------------|--------------------|--|--|------------------|--|------------------|
| 52756 | TAP-R-C096()--8T-96 | FHWA Approved | Total | | | \$412,500 | | \$412,500 |
| Winneshiek County Conservation Board | On Dry Run Trail, Over ravine/drainage, approx. 0.33 miles NW from US-52 mm 147 | | Federal Aid | | | \$133,000 | | \$133,000 |
| | Ped/Bike Structures | | Regional | | | \$133,000 | | \$133,000 |
| | | | Swap | | | | | |

RPA 2 - North Iowa Council of Governments
525 6th Street SW, Mason City, IA 50401
Phone: 641-423-0491, Fax: 641-423-1637, www.niacog.org



- | | |
|-----------------|-------------------------|
| Airports | Interstate |
| Commercial | National Highway System |
| Enhanced | Primary Roads |
| General Service | Local Roads |
| Basic Service | Ramps |
| Local Service | Trails |
| Transit | Railroad |
| Regional | Rivers |
| Large Urban | Major Lakes |
| Small Urban | RPA Planning Area |
| Intercity Bus | Counties |
| Amtrak | City Limits |
| Park & Ride | Urban Area |

2024 Transportation Improvement Program



Map key:

- / — Road or Bridge work
- STBG-5771 Funding program ("STBG") and TPMS ID number ("5771")

To locate project in print listing:

1. Look under funding program - i.e STBG, TAP, etc.
2. Locate county in which project sits
3. Find the TPMS number - e.g. "10238"

RPA 2

| Project ID | Project Number | Approval Level | | 2024 | 2025 | 2026 | 2027 | Totals |
|------------|----------------|----------------|--|------|------|------|------|--------|
| Sponsor | Location | Letting Date | | | | | | |
| STIP ID | Work Codes | | | | | | | |

Grant Application

| | | | | | | | | |
|-----------------|---|---------------|--------------------|--|--|--------------------|--|--------------------|
| 45659 | DGA-C066()--XT-66 | FHWA Approved | Total | | | \$1,800,000 | | \$1,800,000 |
| Mitchell County | On T 62, Over WAPSIPINICON RIVER, S14 T99 R15 | | Federal Aid | | | | | |
| | Bridge Replacement | | Regional | | | | | |
| | | | Swap | | | | | |
| | | | Grant App | | | \$1,440,000 | | \$1,440,000 |

HBP

| | | | | | | | | |
|-----------------|--|---------------|--------------------|--------------------|--|--|--|--------------------|
| 36035 | BROS-C034(104)--8J-34 | FHWA Approved | Total | \$2,000,000 | | | | \$2,000,000 |
| Floyd County | On VICTORY AVE, Over LITTLE CEDAR, along | 7/18/2023 | Federal Aid | \$2,000,000 | | | | \$2,000,000 |
| 24235 | ELINE S16 T96 R15 | | Regional | | | | | |
| | Bridge Replacement | | Swap | | | | | |
| 45216 | BROS-C035(119)--8J-35 | FHWA Approved | Total | \$375,000 | | | | \$375,000 |
| Franklin County | On RAIL AVE, Over SMALL STREAM, S14 T91 R20 | 10/15/2024 | Federal Aid | \$375,000 | | | | \$375,000 |
| 24180 | Bridge Replacement | | Regional | | | | | |
| | | | Swap | | | | | |
| 4465 | BROS-C041(136)--8J-41 | FHWA Approved | Total | \$350,000 | | | | \$350,000 |
| Hancock County | On Crane Avenue, Over Buffalo Creek, W1/4 S04 | 1/17/2024 | Federal Aid | \$350,000 | | | | \$350,000 |
| 24164 | T97 R26 | | Regional | | | | | |
| | Bridge Replacement | | Swap | | | | | |
| 10477 | BROS-C041(137)--8J-41 | FHWA Approved | Total | \$225,000 | | | | \$225,000 |
| Hancock County | On Birch Avenue, Over Lindsey Creek, S30 T97 R26 | 1/17/2024 | Federal Aid | \$225,000 | | | | \$225,000 |
| 24165 | Bridge Replacement | | Regional | | | | | |
| | | | Swap | | | | | |
| 52820 | BROS-C041(138)--8J-41 | FHWA Approved | Total | \$250,000 | | | | \$250,000 |
| Hancock County | On HILL AVE, Over DD #159, S20 T94 R25 | 1/17/2024 | Federal Aid | \$250,000 | | | | \$250,000 |
| 24166 | Bridge Replacement | | Regional | | | | | |
| | | | Swap | | | | | |

| Project ID | Project Number | Approval Level | | 2024 | 2025 | 2026 | 2027 | Totals |
|------------|----------------|----------------|--|------|------|------|------|--------|
| Sponsor | Location | Letting Date | | | | | | |
| STIP ID | Work Codes | | | | | | | |

HBP

| | | | | | | | | |
|--------------------|--|---------------|----------------------|------------------|--|--|--|------------------|
| 45178 | BROS-C055(200)--5F-55 | FHWA Approved | Total | \$725,000 | | | | \$725,000 |
| Kossuth County | On P30, Over FOUR MILE CREEK, S28 T95 R29 | 11/21/2023 | Federal Aid | \$725,000 | | | | \$725,000 |
| 24229 | Bridge Replacement | | Regional Swap | | | | | |
| 29411 | BROS-C066(070)--8J-66 | FHWA Approved | Total | \$350,000 | | | | \$350,000 |
| Mitchell County | On ECHO AVE, Over ROCK CREEK, S23 T98 R18 | 4/16/2024 | Federal Aid | \$350,000 | | | | \$350,000 |
| 24421 | Bridge Replacement | | Regional Swap | | | | | |
| 38583 | BROS-C095(86)--8J-95 | FHWA Approved | Total | \$300,000 | | | | \$300,000 |
| Winnebago County | On 200th Avenue, Over DRAINAGE DITCH, from 490th Street N 0.5 miles to existing structure S16 T100 R23 | | Federal Aid | \$300,000 | | | | \$300,000 |
| 24257 | RCB Culvert Replacement - Single Box | | Regional Swap | | | | | |
| 52846 | BROS-C095(87)--8J-95 | FHWA Approved | Total | \$250,000 | | | | \$250,000 |
| Winnebago County | On 460TH ST, Over DRAINAGE DITCH, from 160th Ave W 0.3 miles to Existing Structure S3 T99 R24 | 3/19/2024 | Federal Aid | \$250,000 | | | | \$250,000 |
| 24258 | RCB Culvert Replacement - Single Box | | Regional Swap | | | | | |
| 37666 | BROS-C098(85)--5F-98 | FHWA Approved | Total | \$600,000 | | | | \$600,000 |
| Worth County | On S18, Over STREAM, S3 T98 R22 | 4/16/2024 | Federal Aid | \$600,000 | | | | \$600,000 |
| 24201 | Bridge Replacement | | Regional Swap | | | | | |
| 49834 | BRS-C017()-60-17 | FHWA Approved | Total | \$450,000 | | | | \$450,000 |
| Cerro Gordo County | On B 65, Over BAILEY CREEK, S27 T94 R22 | | Federal Aid | \$360,000 | | | | \$360,000 |
| 24433 | Bridge Replacement | | Regional Swap | \$90,000 | | | | \$90,000 |
| 24976 | BRS-C055(199)--60-55 | FHWA Approved | Total | \$675,000 | | | | \$675,000 |
| Kossuth County | P64: W. Line of 33 Buffalo Twp. over Lidner Creek | 11/21/2023 | Federal Aid | \$540,000 | | | | \$540,000 |
| 24228 | Bridge Replacement | | Regional Swap | \$135,000 | | | | \$135,000 |

| Project ID | Project Number | Approval Level | | 2024 | 2025 | 2026 | 2027 | Totals |
|-----------------|---|----------------|----------------------|------|------------------|------|------|------------------|
| Sponsor | Location | Letting Date | | | | | | |
| STIP ID | Work Codes | | | | | | | |
| HBP | | | | | | | | |
| 47236 | BHS-C066()--63-66 | FHWA Approved | Total | | \$350,000 | | | \$350,000 |
| Mitchell County | On HWY 105, Over TURTLE CREEK, S23 T99 R18 | | Federal Aid | | \$280,000 | | | \$280,000 |
| | Beam/Girder Repair | | Regional Swap | | \$70,000 | | | \$70,000 |
| 37655 | BROS-C034()--8J-34 | FHWA Approved | Total | | \$750,000 | | | \$750,000 |
| Floyd County | On 170TH ST, Over FLOOD CREEK, on NLINE S30 T96 R17 | | Federal Aid | | \$750,000 | | | \$750,000 |
| | Bridge Replacement | | Regional Swap | | | | | |
| 38741 | BROS-C035()--8J-35 | FHWA Approved | Total | | \$350,000 | | | \$350,000 |
| Franklin County | On 40th Street, Over BEAVER CREEK, S26 T90N R20 | | Federal Aid | | \$350,000 | | | \$350,000 |
| | Bridge Replacement | | Regional Swap | | | | | |
| 40118 | BROS-C041()--5F-41 | FHWA Approved | Total | | \$350,000 | | | \$350,000 |
| Hancock County | On B 46, Over BOONE RIVER, S16 T95 R26 | | Federal Aid | | \$350,000 | | | \$350,000 |
| | Bridge Replacement | | Regional Swap | | | | | |
| 37112 | BROS-C041()--8J-41 | FHWA Approved | Total | | \$350,000 | | | \$350,000 |
| Hancock County | On DEER AVE, Over BOONE RIVER, S15 T95 R26 | | Federal Aid | | \$350,000 | | | \$350,000 |
| | Bridge Replacement | | Regional Swap | | | | | |
| 40117 | BROS-C041()--8J-41 | FHWA Approved | Total | | \$350,000 | | | \$350,000 |
| Hancock County | On R 18, Over BOONE RIVER, S21 T95 R26 | | Federal Aid | | \$350,000 | | | \$350,000 |
| | Bridge Replacement | | Regional Swap | | | | | |
| 37667 | BROS-C098()--8J-98 | FHWA Approved | Total | | \$450,000 | | | \$450,000 |
| Worth County | On A39, Over Winans Creek, S10 T98 R22 | | Federal Aid | | \$450,000 | | | \$450,000 |
| | Bridge Replacement | | Regional Swap | | | | | |

| Project ID | Project Number | Approval Level | | 2024 | 2025 | 2026 | 2027 | Totals |
|--------------------|---|----------------|----------------------|------|------------------|--------------------|------|--------------------|
| Sponsor | Location | Letting Date | | | | | | |
| STIP ID | Work Codes | | | | | | | |
| HBP | | | | | | | | |
| 53359 | BRS-C017)--60-17 | FHWA Approved | Total | | \$400,000 | | | \$400,000 |
| Cerro Gordo County | On B 60, Over BEAVER DAM CREEK, S12 T94 R21 | | Federal Aid | | \$320,000 | | | \$320,000 |
| | Bridge Replacement | | Regional Swap | | \$80,000 | | | \$80,000 |
| 40116 | BRS-C041)--60-41 | FHWA Approved | Total | | \$225,000 | | | \$225,000 |
| Hancock County | On R35, Over W BRANCH IOWA RIVER, S21 T96 R25 | | Federal Aid | | \$180,000 | | | \$180,000 |
| | Bridge Replacement | | Regional Swap | | \$45,000 | | | \$45,000 |
| 39011 | BROS-C034)--5F-34 | FHWA Approved | Total | | | \$1,750,000 | | \$1,750,000 |
| Floyd County | On T42, Over CEDAR RIVER, at E1/4 S24 T97N R17W | | Federal Aid | | | \$1,750,000 | | \$1,750,000 |
| | Bridge Replacement | | Regional Swap | | | | | |
| 36259 | BROS-C035)--8J-35 | FHWA Approved | Total | | | \$450,000 | | \$450,000 |
| Franklin County | On FRANKLIN AVE, Over HARTGRAVE CK, S19 T92 R18 | | Federal Aid | | | \$450,000 | | \$450,000 |
| | Bridge Replacement | | Regional Swap | | | | | |
| 45766 | BROS-C041)--5F-41 | FHWA Approved | Total | | | \$200,000 | | \$200,000 |
| Hancock County | On B40, Over DD #6, S4 T95 R24 | | Federal Aid | | | \$200,000 | | \$200,000 |
| | Bridge Replacement | | Regional Swap | | | | | |
| 45648 | BROS-C098)--8J-98 | FHWA Approved | Total | | | \$450,000 | | \$450,000 |
| Worth County | On 440TH ST, Over DRAINAGE DITCH, S8 T99 R19 | | Federal Aid | | | \$450,000 | | \$450,000 |
| | Bridge Replacement | | Regional Swap | | | | | |
| 47251 | BRS-C017)--60-17 | FHWA Approved | Total | | | \$350,000 | | \$350,000 |
| Cerro Gordo County | On S 56, Over creek, from Highway 218 S approx. 0.6 miles to Culvert, S29 T96 R19 | | Federal Aid | | | \$280,000 | | \$280,000 |
| | Bridge Replacement | | Regional Swap | | | \$70,000 | | \$70,000 |

| Project ID | Project Number | Approval Level | | 2024 | 2025 | 2026 | 2027 | Totals |
|------------|----------------|----------------|--|------|------|------|------|--------|
| Sponsor | Location | Letting Date | | | | | | |
| STIP ID | Work Codes | | | | | | | |

HBP

| | | | | | | | | |
|--------------------|---|---------------|----------------------|--|--|--|------------------|------------------|
| 51099 | BHS-C066()--63-66 | FHWA Approved | Total | | | | \$700,000 | \$700,000 |
| Mitchell County | On T 38, Over BIG CEDAR RIVER, S2 T97 R17 | | Federal Aid | | | | \$560,000 | \$560,000 |
| | Beam/Girder Repair | | Regional Swap | | | | \$140,000 | \$140,000 |
| 53376 | BROS-C017()--8J-17 | FHWA Approved | Total | | | | \$450,000 | \$450,000 |
| Cerro Gordo County | On 275th street, Over WILLOW CREEK, S6 T96 R21 | | Federal Aid | | | | \$450,000 | \$450,000 |
| | Bridge Replacement | | Regional Swap | | | | | |
| 53344 | BROS-C035()--8J-35 | FHWA Approved | Total | | | | \$400,000 | \$400,000 |
| Franklin County | On 175TH ST, Over SMALL STREAM | | Federal Aid | | | | \$400,000 | \$400,000 |
| | Bridge New | | Regional Swap | | | | | |
| 47100 | BROS-C095(J03N1)--8J-95 | FHWA Approved | Total | | | | \$400,000 | \$400,000 |
| Winnebago County | On 400TH ST, Over DRAINAGE DITCH, from 160th Ave. W .4 miles to Existing Structure S3 T98 R24 | | Federal Aid | | | | \$400,000 | \$400,000 |
| | Bridge Replacement - Other | | Regional Swap | | | | | |
| 37668 | BROS-C098()--8J-98 | FHWA Approved | Total | | | | \$350,000 | \$350,000 |
| Worth County | On 380TH ST, Over Beaver Creek, S16 T98 R20 | | Federal Aid | | | | \$350,000 | \$350,000 |
| | Bridge Replacement | | Regional Swap | | | | | |
| 37670 | BROS-C098()--8J-98 | FHWA Approved | Total | | | | \$450,000 | \$450,000 |
| Worth County | On SPRUCE AVE, Over DRAINAGE DITCH, S31 T100 R19 | | Federal Aid | | | | \$450,000 | \$450,000 |
| | Bridge Replacement | | Regional Swap | | | | | |
| 45029 | BRS-C034()--60-34 | FHWA Approved | Total | | | | \$700,000 | \$700,000 |
| Floyd County | B45 over Flood Creek, Section 10 Township 95 range 17. | | Federal Aid | | | | \$560,000 | \$560,000 |
| | Bridge Replacement | | Regional Swap | | | | \$140,000 | \$140,000 |

| Project ID | Project Number | Approval Level | | 2024 | 2025 | 2026 | 2027 | Totals |
|------------|----------------|----------------|--|------|------|------|------|--------|
| Sponsor | Location | Letting Date | | | | | | |
| STIP ID | Work Codes | | | | | | | |

HSIP

| | | | | | | | | |
|-----------------------------------|--|---------------|----------------------|--------------------|--|--|--|--------------------|
| 54718 | HSIPX-003()--3L-35 | FHWA Approved | Total | \$6,020,000 | | | | \$6,020,000 |
| Iowa Department of Transportation | IA 3: I-35 to 0.15 mi W of WCL Hampton | | Federal Aid | \$5,418,000 | | | | \$5,418,000 |
| 24384 | Pavement Rehab, Paved Shoulder Strengthening | | Regional Swap | | | | | |

DOT Note: Project includes 3R and HSIP funds

ILL

| | | | | | | | | |
|-----------------|---|---------------|----------------------|------------------|--------------------|--|--|--------------------|
| 52782 | ILL-4822()--93-17 | FHWA Approved | Total | \$123,340 | | | | \$123,340 |
| Mason City | In the city of Mason City, IA 122 West Feasibility Planning Study | | Federal Aid | | | | | |
| | Planning Study | | Regional Swap | | | | | |
| 52978 | ILL-C066()--92-66 | FHWA Approved | Total | | \$7,300,000 | | | \$7,300,000 |
| Mitchell County | On T 40 | | Federal Aid | | | | | |
| | PCC Pavement Widening/PCC Resurfacing | | Regional Swap | | | | | |

NHPP

| | | | | | | | | |
|-----------------------------------|---|---------------|----------------------|--|---------------------|--|--------------------|---------------------|
| 48613 | NHSX-018()--3H-41 | FHWA Approved | Total | | \$2,569,000 | | | \$2,569,000 |
| Iowa Department of Transportation | US 18: E Branch Iowa River to Country Club Dr in Garner | | Federal Aid | | \$2,055,200 | | | \$2,055,200 |
| | Pavement Rehab/Widen, Right of Way | | Regional Swap | | | | | |
| 45339 | NHSX-065()--3H-17 | FHWA Approved | Total | | \$20,616,000 | | | \$20,616,000 |
| Iowa Department of Transportation | US 65: 0.1 mi S of 27th St SW to 6th St S in Mason City | | Federal Aid | | \$16,492,800 | | | \$16,492,800 |
| | Grade and Pave, Traffic Signals, Right of Way | | Regional Swap | | | | | |
| 54699 | IMX-035()--02-17 | FHWA Approved | Total | | | | \$2,044,000 | \$2,044,000 |
| Iowa Department of Transportation | I 35: Winnebago River 2.3 mi S of IA 9 (NB?SB) | | Federal Aid | | | | \$1,839,600 | \$1,839,600 |
| | Bridge Deck Overlay | | Regional Swap | | | | | |

| Project ID | Project Number | Approval Level | | 2024 | 2025 | 2026 | 2027 | Totals |
|------------|----------------|----------------|--|------|------|------|------|--------|
| Sponsor | Location | Letting Date | | | | | | |
| STIP ID | Work Codes | | | | | | | |

NHPP

| | | | | | | | | |
|-----------------------------------|--|---------------|----------------------|--|--|--|--------------------|--------------------|
| 54697 | IMX-035()-02-35 | FHWA Approved | Total | | | | \$785,000 | \$785,000 |
| Iowa Department of Transportation | I 35: At the Co Rd C25 Interchange | | Federal Aid | | | | \$706,500 | \$706,500 |
| | Bridge Deck Overlay | | Regional Swap | | | | | |
| 54632 | IMX-035()-02-98 | FHWA Approved | Total | | | | \$6,264,000 | \$6,264,000 |
| Iowa Department of Transportation | I 35: 0.15 mi N of 450th St to 2.0 mi N of Co Rd 105 | | Federal Aid | | | | \$5,637,600 | \$5,637,600 |
| | Pavement Rehab | | Regional Swap | | | | | |
| 54698 | IMX-035()-02-98 | FHWA Approved | Total | | | | \$1,022,000 | \$1,022,000 |
| Iowa Department of Transportation | I 35: At the Co Rd A38 Interchange | | Federal Aid | | | | \$919,800 | \$919,800 |
| | Bridge Deck Overlay | | Regional Swap | | | | | |

PRF

| | | | | | | | | |
|-----------------------------------|--|---------------|----------------------|------------------|--|--|--|------------------|
| 45268 | BRFN-018)--39-41 | FHWA Approved | Total | \$832,000 | | | | \$832,000 |
| Iowa Department of Transportation | US 18: W Fork Iowa River 2.8 mi E of Co Rd R35 | | Federal Aid | | | | | |
| | Bridge Rehabilitation | | Regional Swap | | | | | |
| 45251 | BRFN-018)--39-41 | FHWA Approved | Total | \$858,000 | | | | \$858,000 |
| Iowa Department of Transportation | US 18: Drainage Ditch 0.8 mi E of Co Rd R35 | | Federal Aid | | | | | |
| | Bridge Rehabilitation | | Regional Swap | | | | | |
| 45330 | BRFN-069)--39-95 | FHWA Approved | Total | \$760,000 | | | | \$760,000 |
| Iowa Department of Transportation | US 69: Pike Run Creek 0.5 mi N of N Jct IA 9 | | Federal Aid | | | | | |
| | Bridge Deck Overlay | | Regional Swap | | | | | |

| Project ID | Project Number | Approval Level | | 2024 | 2025 | 2026 | 2027 | Totals |
|------------|----------------|----------------|--|------|------|------|------|--------|
| Sponsor | Location | Letting Date | | | | | | |
| STIP ID | Work Codes | | | | | | | |

PRF

| | | | | | | | | |
|-----------------------------------|---|---------------|----------------------|--------------------|--|--|--|--------------------|
| 45355 | BRFN-122)--39-17 | FHWA Approved | Total | \$1,592,000 | | | | \$1,592,000 |
| Iowa Department of Transportation | IA 122: Willow Creek 4.4 mi E of I-35 (EB) | | Federal Aid | | | | | |
| | Bridge Replacement | | Regional Swap | | | | | |
| 45301 | BRFN-218)--39-34 | FHWA Approved | Total | \$309,000 | | | | \$309,000 |
| Iowa Department of Transportation | US 218: Cedar River 0.2 mi S of Co Rd B33 | | Federal Aid | | | | | |
| | Bridge Deck Overlay | | Regional Swap | | | | | |
| 39198 | IMN-035)--0E-17 | FHWA Approved | Total | \$2,504,000 | | | | \$2,504,000 |
| Iowa Department of Transportation | I 35: Franklin Co to 1.0 mi N of Co Rd B35 | | Federal Aid | | | | | |
| | Pavement Rehab | | Regional Swap | | | | | |
| 38231 | NHSN-018)--2R-34 | FHWA Approved | Total | \$437,000 | | | | \$437,000 |
| Iowa Department of Transportation | US 18: US 218/IA 27 Intersection in Floyd | | Federal Aid | | | | | |
| | Erosion Control | | Regional Swap | | | | | |
| 48585 | NHSN-018)--2R-55 | FHWA Approved | Total | \$170,000 | | | | \$170,000 |
| Iowa Department of Transportation | US 18: 0.2 mi E of 175th Ave | | Federal Aid | | | | | |
| | Grading, Right of Way | | Regional Swap | | | | | |
| 48589 | NHSN-169)--2R-55 | FHWA Approved | Total | \$326,000 | | | | \$326,000 |
| Iowa Department of Transportation | US 169: 0.1 mi S of 240th St and 0.1 mi S of 290th St | | Federal Aid | | | | | |
| | Grading, Right of Way | | Regional Swap | | | | | |
| 54590 | STPN-014)--2J-34 | FHWA Approved | Total | \$50,000 | | | | \$50,000 |
| Iowa Department of Transportation | IA 14: Black Hawk Mitigation Bank for Floyd Co | | Federal Aid | | | | | |
| | Flood Creek Bridge (23) | | Regional Swap | | | | | |
| | Wetland Mitigation | | | | | | | |

| Project ID | Project Number | Approval Level | | 2024 | 2025 | 2026 | 2027 | Totals |
|------------|----------------|----------------|--|------|------|------|------|--------|
| Sponsor | Location | Letting Date | | | | | | |
| STIP ID | Work Codes | | | | | | | |

PRF

| | | | | | | | | |
|-----------------------------------|---|---------------|----------------------|--|--------------------|--|--|--------------------|
| 48491 | IMN-035()--0E-17 | FHWA Approved | Total | | \$3,230,000 | | | \$3,230,000 |
| Iowa Department of Transportation | I 35: 1 mi N of Co Rd B35 to NCL Clear Lake Pavement Rehab | | Federal Aid | | | | | |
| | | | Regional Swap | | | | | |
| 45300 | IMN-035()--0E-17 | FHWA Approved | Total | | \$1,659,000 | | | \$1,659,000 |
| Iowa Department of Transportation | I 35: IMRL RR 0.2 mi S of N JCT US 18 (NB/SB) Bridge Deck Overlay | | Federal Aid | | | | | |
| | | | Regional Swap | | | | | |
| 48564 | IMN-035()--0E-17 | FHWA Approved | Total | | \$650,000 | | | \$650,000 |
| Iowa Department of Transportation | I 35: Co Rd B20 3.9 mi N of N Jct US 18 Bridge Deck Overlay | | Federal Aid | | | | | |
| | | | Regional Swap | | | | | |
| 45332 | IMN-035()--0E-17 | FHWA Approved | Total | | \$2,059,000 | | | \$2,059,000 |
| Iowa Department of Transportation | I 35: At N Jct US 18 (NB/SB) Bridge Deck Overlay | | Federal Aid | | | | | |
| | | | Regional Swap | | | | | |
| 45334 | IMN-035()--0E-17 | FHWA Approved | Total | | \$1,826,000 | | | \$1,826,000 |
| Iowa Department of Transportation | I 35: 4th Ave S 0.6 mi S of N JCT US 18 (NB & SB) Bridge Deck Overlay | | Federal Aid | | | | | |
| | | | Regional Swap | | | | | |
| 45433 | IMN-035()--0E-17 | FHWA Approved | Total | | \$2,023,000 | | | \$2,023,000 |
| Iowa Department of Transportation | I 35: Main St 0.4 mi S of N JCT US 18 (NB/SB) Bridge Deck Overlay | | Federal Aid | | | | | |
| | | | Regional Swap | | | | | |
| 48470 | IMN-035()--0E-17 | FHWA Approved | Total | | \$579,000 | | | \$579,000 |
| Iowa Department of Transportation | I 35: AT Co Rd B65 Bridge Deck Overlay | | Federal Aid | | | | | |
| | | | Regional Swap | | | | | |

| Project ID | Project Number | Approval Level | | 2024 | 2025 | 2026 | 2027 | Totals |
|------------|----------------|----------------|--|------|------|------|------|--------|
| Sponsor | Location | Letting Date | | | | | | |
| STIP ID | Work Codes | | | | | | | |

PRF

| | | | | | | | | |
|-----------------------------------|---|---------------|----------------------|--|-------------|-----------|-------------|-------------|
| 48450 | IMN-035()--0E-17 | FHWA Approved | Total | | \$702,000 | | | \$702,000 |
| Iowa Department of Transportation | I 35: Co Rd B60 Bridge Deck Overlay | | Federal Aid | | | | | |
| | | | Regional Swap | | | | | |
| 45400 | IMN-035()--0E-35 | FHWA Approved | Total | | \$1,944,000 | | | \$1,944,000 |
| Iowa Department of Transportation | I 35: Co Rd C47 to Cerro Gordo Co Pavement Rehab | | Federal Aid | | | | | |
| | | | Regional Swap | | | | | |
| 52533 | BRFN-169()--39-55 | FHWA Approved | Total | | | \$471,000 | | \$471,000 |
| Iowa Department of Transportation | US 169: Blue Earth River 0.5 mi S of Co Rd A16 Bridge Deck Overlay | | Federal Aid | | | | | |
| | | | Regional Swap | | | | | |
| 54571 | BRFN-018()--39-34 | FHWA Approved | Total | | | | \$474,000 | \$474,000 |
| Iowa Department of Transportation | US 18: Shell Rock River and Red Ball Rd 1.5 mi E of Co Rd S70 (EB/WB) Bridge Rail Retrofit | | Federal Aid | | | | | |
| | | | Regional Swap | | | | | |
| 54631 | IMN-035()--0E-98 | FHWA Approved | Total | | | | \$2,566,000 | \$2,566,000 |
| Iowa Department of Transportation | I 35: 1.0 mi N of IA 9 to 0.15 mi N of 450th St Pavement Rehab | | Federal Aid | | | | | |
| | | | Regional Swap | | | | | |
| 54657 | IMN-035()--0E-98 | FHWA Approved | Total | | | | \$1,558,000 | \$1,558,000 |
| Iowa Department of Transportation | I 35: SB Weigh Station 3.2 mi N of Co Rd A38 Pave | | Federal Aid | | | | | |
| | | | Regional Swap | | | | | |

RTP

| | | | | | | | | |
|------------------------------------|---|---------------|----------------------|-------------|--|--|--|-------------|
| 53474 | NRT-C066(085)--9G-66 | FHWA Approved | Total | \$1,289,210 | | | | \$1,289,210 |
| Mitchell County Conservation Board | On Cedar River at Bennett Access, Spring Park Access and T38 Access | 4/16/2024 | Federal Aid | \$665,050 | | | | \$665,050 |
| 24445 | | | Regional Swap | | | | | |

| Project ID | Project Number | Approval Level | | 2024 | 2025 | 2026 | 2027 | Totals |
|------------|----------------|----------------|--|------|------|------|------|--------|
| Sponsor | Location | Letting Date | | | | | | |
| STIP ID | Work Codes | | | | | | | |

STBG

| | | | | | | | | |
|-----------------------------------|---|---------------|----------------------|--------------------|--------------------|--|--|--------------------|
| 39237 | BRF-003)--38-35 | FHWA Approved | Total | \$620,000 | | | | \$620,000 |
| Iowa Department of Transportation | IA 3: Squaw Creek 0.6 mi E of US 65 in Hampton | | Federal Aid | \$496,000 | | | | \$496,000 |
| 24374 | Bridge Deck Overlay | | Regional Swap | | | | | |
| 45367 | BRF-014)--38-34 | FHWA Approved | Total | \$1,676,000 | | | | \$1,676,000 |
| Iowa Department of Transportation | IA 14: Flood Creek 3.6 mi S of Co Rd B45 | | Federal Aid | \$1,340,800 | | | | \$1,340,800 |
| 24295 | Bridge Replacement, Right of Way | | Regional Swap | | | | | |
| 37658 | STP-S-C034)--5E-34 | FHWA Approved | Total | \$2,300,000 | | | | \$2,300,000 |
| Floyd County | On T64,(155th Street & Underwood Ave), from Shadow Aveue East and North 7.5 Miles to Mitchell County Line | | Federal Aid | \$1,000,000 | | | | \$1,000,000 |
| 24234 | Pavement Rehab | | Regional Swap | \$1,000,000 | | | | \$1,000,000 |
| 39066 | STP-S-C035(121)--5E-35 | FHWA Approved | Total | \$2,200,000 | | | | \$2,200,000 |
| Franklin County | On C13 (250th Street), from S25 (Heather Avenue) E 8 miles to S43 (Olive Avenue) | 8/20/2024 | Federal Aid | \$500,000 | | | | \$500,000 |
| 24179 | HMA Resurfacing with Milling | | Regional Swap | \$500,000 | | | | \$500,000 |
| 48628 | BRF-065)--38-17 | FHWA Approved | Total | | \$3,591,000 | | | \$3,591,000 |
| Iowa Department of Transportation | US 65: West Fork Cedar River 2.6 mi N of Co Rd C13 | | Federal Aid | | \$2,872,800 | | | \$2,872,800 |
| | Bridge New, Right of Way | | Regional Swap | | | | | |
| 47232 | STP-S-C055(B55)--5E-55 | FHWA Approved | Total | | \$1,900,000 | | | \$1,900,000 |
| Kossuth County | On B55, from US 169 E 7 miles to P60 | | Federal Aid | | \$1,520,000 | | | \$1,520,000 |
| | Pavement Rehab | | Regional Swap | | \$1,520,000 | | | \$1,520,000 |

| Project ID | Project Number | Approval Level | | 2024 | 2025 | 2026 | 2027 | Totals |
|------------|----------------|----------------|--|------|------|------|------|--------|
| Sponsor | Location | Letting Date | | | | | | |
| STIP ID | Work Codes | | | | | | | |

STBG

| | | | | | | | | |
|-----------------------------------|--|---------------|----------------------|--|--|--------------------|--------------------|--------------------|
| 47256 | STP-S-C017(252)--5E-17 | FHWA Approved | Total | | | \$3,400,000 | | \$3,400,000 |
| Cerro Gordo County | On S56, from B-47 N 6.66 miles to Mason City city limits | | Federal Aid | | | \$2,400,000 | | \$2,400,000 |
| | HMA Pavement - Replace | | Regional Swap | | | \$2,400,000 | | \$2,400,000 |
| 52408 | STP-S-C035)--5E-35 | FHWA Approved | Total | | | \$2,600,000 | | \$2,600,000 |
| Franklin County | On S 56, from Hwy 57 N 12 miles to Main Street, Geneva | | Federal Aid | | | \$1,300,000 | | \$1,300,000 |
| | HMA Resurfacing with Milling | | Regional Swap | | | \$1,300,000 | | \$1,300,000 |
| 48710 | STP-S-C041)--5E-41 | FHWA Approved | Total | | | \$2,600,000 | | \$2,600,000 |
| Hancock County | On B36, from ECL of Garner East to R70; On R70, from B36 to US 18. | | Federal Aid | | | \$1,300,000 | | \$1,300,000 |
| | Pavement Rehab | | Regional Swap | | | \$1,300,000 | | \$1,300,000 |
| 47260 | STP-S-C055(A42)--5E-55 | FHWA Approved | Total | | | \$1,700,000 | | \$1,700,000 |
| Kossuth County | On A42, from US 169 E 9 miles to P64 | | Federal Aid | | | \$1,300,000 | | \$1,300,000 |
| | Pavement Rehab | | Regional Swap | | | \$1,300,000 | | \$1,300,000 |
| 54542 | BRF-003)--38-35 | FHWA Approved | Total | | | | \$1,184,000 | \$1,184,000 |
| Iowa Department of Transportation | IA 3: Squaw Creek 0.4 mi W of Co Rd S56 | | Federal Aid | | | | \$947,200 | \$947,200 |
| | Bridge New, Right of Way | | Regional Swap | | | | | |
| 54659 | BRF-122)--38-17 | FHWA Approved | Total | | | | \$474,000 | \$474,000 |
| Iowa Department of Transportation | IA 122: Ideal Creek 1.2 mi W of Co Rd S56 in Mason City | | Federal Aid | | | | \$379,200 | \$379,200 |
| | Bridge Deck Overlay | | Regional Swap | | | | | |
| 44794 | STP-S-C095(A42East)--5E-95 | FHWA Approved | Total | | | | \$2,200,000 | \$2,200,000 |
| Winnebago County | On A42, from R34 E 8.3 miles to Forest City Corp. Limits | | Federal Aid | | | | \$1,600,000 | \$1,600,000 |
| | HMA Resurfacing with Milling | | Regional Swap | | | | \$1,600,000 | \$1,600,000 |

| Project ID | Project Number | Approval Level | | 2024 | 2025 | 2026 | 2027 | Totals |
|------------|----------------|----------------|--|------|------|------|------|--------|
| Sponsor | Location | Letting Date | | | | | | |
| STIP ID | Work Codes | | | | | | | |

STBG

| | | | | | | | | |
|-------|---|---------------|----------------------|--|--|--|--------------------|--------------------|
| 54765 | STP-U-PA02)--70-41 | FHWA Approved | Total | | | | \$9,700,600 | \$9,700,600 |
| RPA 2 | On US 18 E, from East of Britt E 6.4 miles to 0.16 miles west of US 69 N. Jct | | Federal Aid | | | | \$1,000,000 | \$1,000,000 |
| | HMA Pavement Widening/HMA Resurfacing | | Regional Swap | | | | \$1,000,000 | \$1,000,000 |

SWAP-STBG

| | | | | | | | | |
|--------------|--|---------------|----------------------|--------------------|--------------------|--|--|--------------------|
| 45228 | STBG-SWAP-1242(621)--SG-34 | FHWA Approved | Total | \$1,200,000 | | | | \$1,200,000 |
| Charles City | In the city of Charles City, In Charles City, Main Street from Gilbert St. to Lane St., includ. .06 mi. on Gilbert St. | 2/20/2024 | Federal Aid | | | | | |
| | | | Regional Swap | \$800,000 | | | | \$800,000 |
| | | | | \$800,000 | | | | \$800,000 |
| 52741 | STBG-SWAP-4822)--SG-17 | FHWA Approved | Total | \$950,000 | | | | \$950,000 |
| Mason City | In the city of Mason City, On N PENNSYLVANIA AVE, Over WILLOW CREEK, from 2nd Street NE N .38 miles to 4th Street NE | | Federal Aid | | | | | |
| | HMA Pavement - Replace | | Regional Swap | \$800,000 | | | | \$800,000 |
| | | | | \$800,000 | | | | \$800,000 |
| 54764 | STBG-SWAP-4822)--SG-17 | FHWA Approved | Total | \$1,500,000 | | | | \$1,500,000 |
| Mason City | In the city of Mason City, On 20TH ST SE, from 6th St. S S 1.5 miles to 0.1 S of 27th St. SW | | Federal Aid | | | | | |
| | Pavement Rehab/Widen | | Regional Swap | \$1,000,000 | | | | \$1,000,000 |
| | | | | \$1,000,000 | | | | \$1,000,000 |
| 48647 | STBG-SWAP-PA02)--SG-55 | FHWA Approved | Total | | \$7,300,000 | | | \$7,300,000 |
| RPA 2 | On US 18, In Kossuth County from ECL Algona E to 0.8 miles east of P-60 | | Federal Aid | | | | | |
| | Grade and Pave | | Regional Swap | | \$1,000,000 | | | \$1,000,000 |
| | | | | | \$1,000,000 | | | \$1,000,000 |

TAP

| | | | | | | | | |
|------------|---|---------------|----------------------|------------------|--|--|--|------------------|
| 48646 | TAP-R-4135(605)--8T-95 | FHWA Approved | Total | \$108,669 | | | | \$108,669 |
| Lake Mills | In the city of Lake Mills, Rec trail along Main St E, from existing trail west to east side of Dollar General | 2/20/2024 | Federal Aid | \$87,000 | | | | \$87,000 |
| 24131 | Ped/Bike Grade & Pave | | Regional Swap | \$87,000 | | | | \$87,000 |
| | | | | | | | | |
| 45229 | TAP-R-7967(602)--8T-17 | FHWA Approved | Total | \$613,432 | | | | \$613,432 |
| Ventura | In Ventura, trail adjacent to lake Street from Macintosh Park to Venetian Village Bridge | 2/20/2024 | Federal Aid | \$339,000 | | | | \$339,000 |
| 24115 | Ped/Bike Development | | Regional Swap | \$339,000 | | | | \$339,000 |
| | | | | | | | | |

| Project ID | Project Number | Approval Level | | 2024 | 2025 | 2026 | 2027 | Totals |
|------------|----------------|----------------|--|------|------|------|------|--------|
| Sponsor | Location | Letting Date | | | | | | |
| STIP ID | Work Codes | | | | | | | |

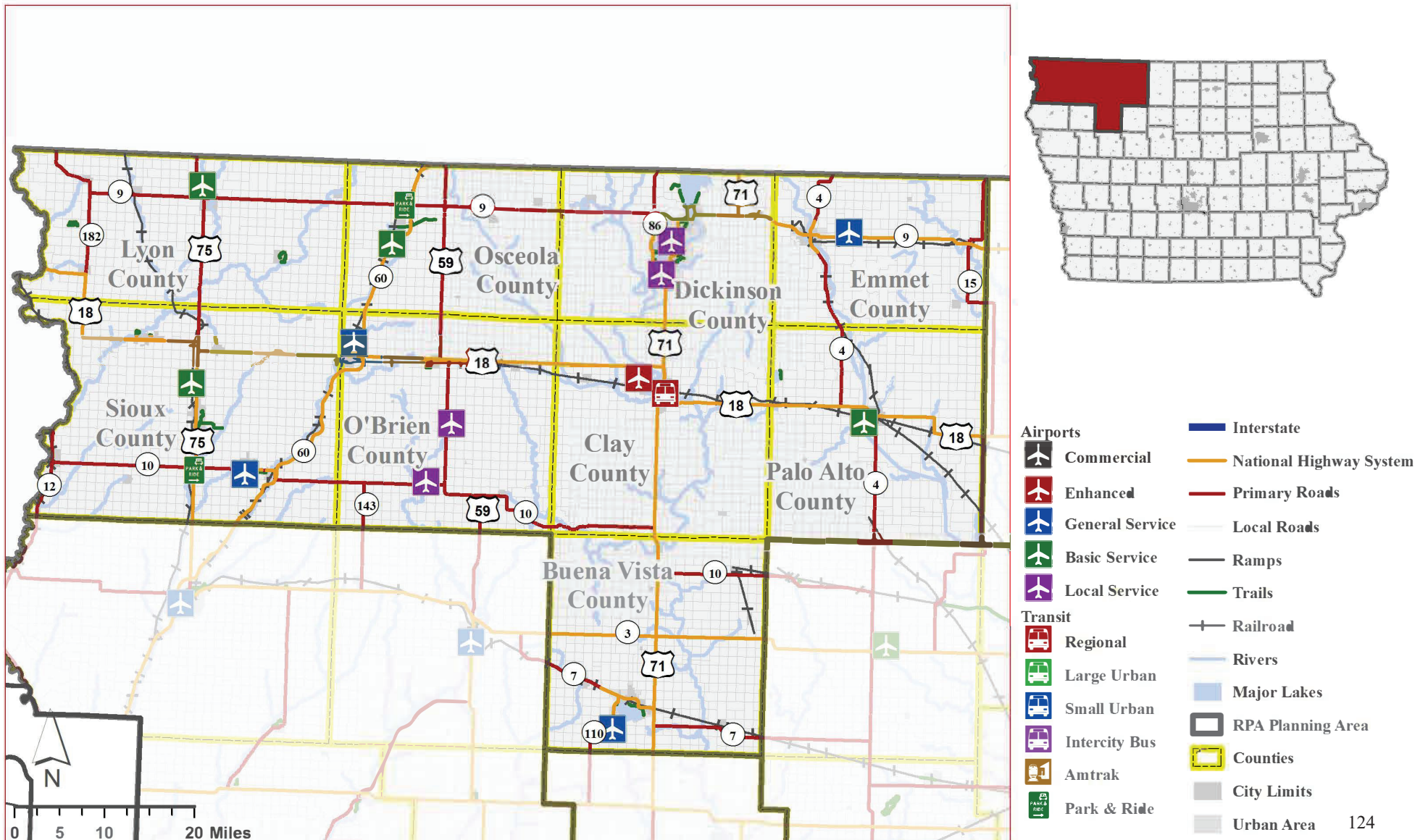
TAP

| | | | | | | | | |
|---------------------------------------|---|---------------|--------------------|------------------|------------------|--|--|------------------|
| 52742 | TAP-R-C017(118)--8T-17 | FHWA Approved | Total | \$335,150 | | | | \$335,150 |
| Cerro Gordo County Conservation Board | On Prairie Land Trail, from Grouse sw 1 Miles to Finch | 2/20/2024 | Federal Aid | \$235,000 | | | | \$235,000 |
| 24130 | Ped/Bike Grading | | Regional | \$235,000 | | | | \$235,000 |
| | | | Swap | | | | | |
| 52743 | TAP-U-1242(620)--8I-34 | FHWA Approved | Total | \$335,000 | | | | \$335,000 |
| Charles City | In the city of Charles City, On Charley Western Trail, from F Street W .42 miles to North Grand Ave. | 4/16/2024 | Federal Aid | \$228,000 | | | | \$228,000 |
| 24071 | Ped/Bike Grade & Pave | | Regional | \$228,000 | | | | \$228,000 |
| | | | Swap | | | | | |
| 38325 | TAP-R-2837(605)--8T-41 | FHWA Approved | Total | | \$316,000 | | | \$316,000 |
| Garner | In the city of Garner, On Trail, from Country Club Drive W 2450 miles to State Street then south across HWY 18. | 12/17/2024 | Federal Aid | | \$200,000 | | | \$200,000 |
| | Ped/Bike Grade & Pave | | Regional | | \$200,000 | | | \$200,000 |
| | | | Swap | | | | | |

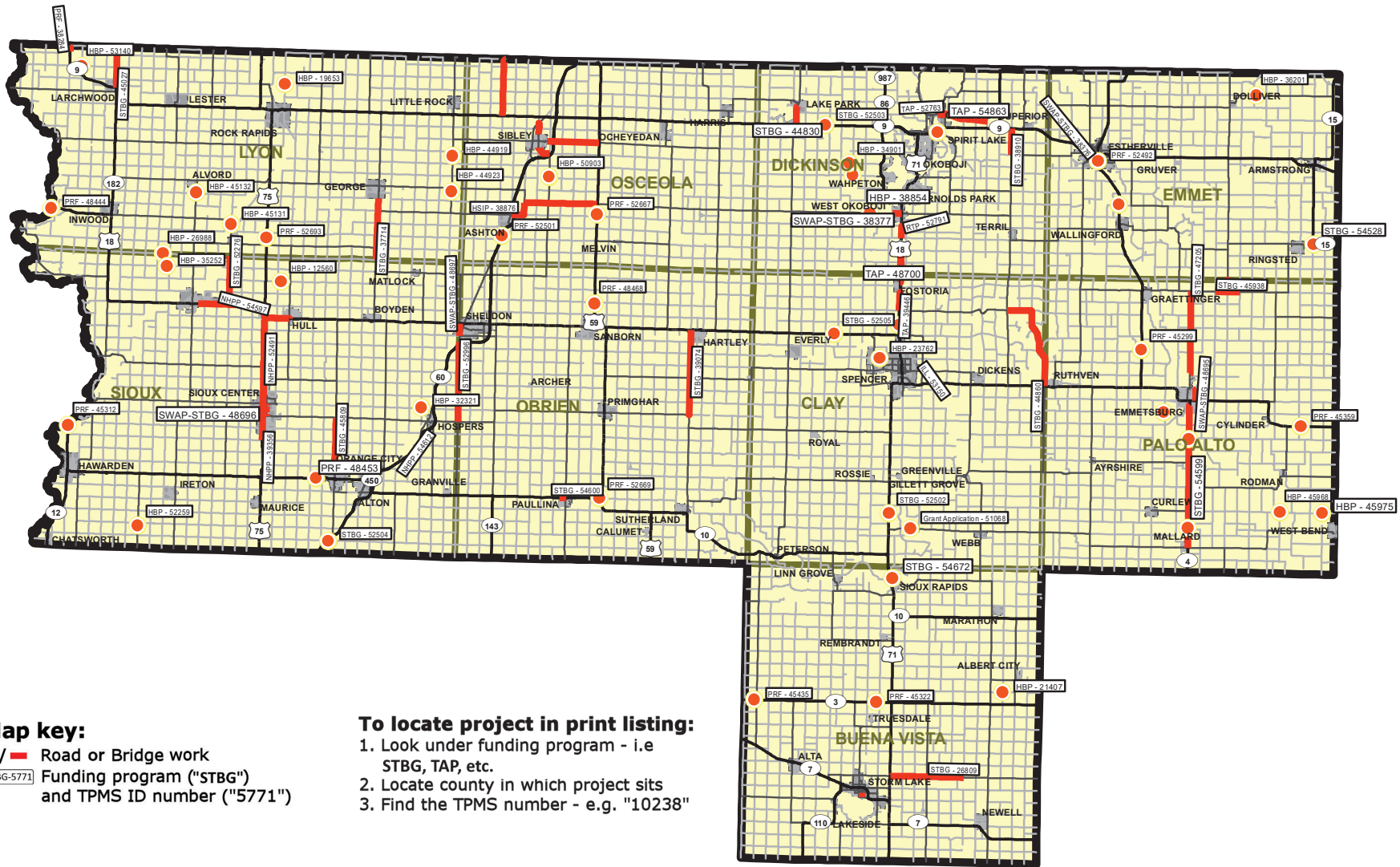
RPA 3 - Northwest Iowa Planning and Development Commission

217 W Fifth Street, P.O. Box 1493, Spencer, IA 51301

Phone: 712-262-7225, Fax: 712-262-7665, www.nwipdc.org



2024 Transportation Improvement Program



Map key:

- / — Road or Bridge work
- [STBG-5771] Funding program ("STBG") and TPMS ID number ("5771")

To locate project in print listing:

1. Look under funding program - i.e STBG, TAP, etc.
2. Locate county in which project sits
3. Find the TPMS number - e.g. "10238"

RPA 3

| Project ID | Project Number | Approval Level | | 2024 | 2025 | 2026 | 2027 | Totals |
|------------|----------------|----------------|--|------|------|------|------|--------|
| Sponsor | Location | Letting Date | | | | | | |
| STIP ID | Work Codes | | | | | | | |

Grant Application

| | | | | | | | | |
|-------------|---|---------------|--------------------|--|--|--|--------------------|--------------------|
| 51068 | DGA-C021(156)--XT-21 | FHWA Approved | Total | | | | \$4,400,000 | \$4,400,000 |
| Clay County | On B 63, Over LITTLE SIOUX RIVER, S20 T94 R36 | 8/17/2027 | Federal Aid | | | | | |
| | | | Regional | | | | | |
| | | | Swap | | | | | |
| | | | Grant App | | | | \$3,200,000 | \$3,200,000 |

HBP

| | | | | | | | | |
|------------------|---|---------------|--------------------|--------------------|--|--|--|--------------------|
| 19653 | BROS-C060()--5F-60 | FHWA Approved | Total | \$1,296,000 | | | | \$1,296,000 |
| Lyon County | On K-52, Over Kanaranzi Creek, S22 T100 R45 | | Federal Aid | \$1,296,000 | | | | \$1,296,000 |
| 24429 | Bridge Replacement | | Regional | | | | | |
| | | | Swap | | | | | |
| 53140 | BROS-C060(128)--8J-60 | FHWA Approved | Total | \$450,000 | | | | \$450,000 |
| Lyon County | On BIRCH AVE, Over BLOOD RUN CREEK, S23 T100 R48 | 5/21/2024 | Federal Aid | \$450,000 | | | | \$450,000 |
| 24430 | Bridge Replacement | | Regional | | | | | |
| | | | Swap | | | | | |
| 45975 | BROS-C074(114)--5F-74 | FHWA Approved | Total | \$540,000 | | | | \$540,000 |
| Palo Alto County | On 460TH ST, Over DD, S12 T94 R31 | 10/15/2024 | Federal Aid | \$540,000 | | | | \$540,000 |
| 24282 | Bridge Replacement | | Regional | | | | | |
| | | | Swap | | | | | |
| 45968 | BROS-C074(115)--5F-74 | FHWA Approved | Total | \$600,000 | | | | \$600,000 |
| Palo Alto County | On 460TH ST, Over OLD CHANNEL DES MOINES R, from 535th Ave E approximately 0.2 miles S5 T94 R31 | 10/15/2024 | Federal Aid | \$600,000 | | | | \$600,000 |
| 24281 | Bridge Replacement | | Regional | | | | | |
| | | | Swap | | | | | |
| 44923 | BRS-C060(129)--60-60 | FHWA Approved | Total | \$300,000 | | | | \$300,000 |
| Lyon County | On L 26, Over WEST RAT CREEK, S1 T98 R43 | 5/21/2024 | Federal Aid | \$240,000 | | | | \$240,000 |
| 24428 | Bridge Replacement | | Regional | | | | | |
| | | | Swap | \$60,000 | | | | \$60,000 |

| Project ID | Project Number | Approval Level | | 2024 | 2025 | 2026 | 2027 | Totals |
|------------|----------------|----------------|--|------|------|------|------|--------|
| Sponsor | Location | Letting Date | | | | | | |
| STIP ID | Work Codes | | | | | | | |

HBP

| | | | | | | | | |
|--------------------|--|---------------|----------------------|--|--------------------|--|--|--------------------|
| 45994 | BHOS-C030()--5N-30 | FHWA Approved | Total | | \$250,000 | | | \$250,000 |
| Dickinson County | On A 22, Over LITTLE SIOUX RIVER, S29 T99 R37 | | Federal Aid | | \$250,000 | | | \$250,000 |
| | Bridge Deck Overlay | | Regional Swap | | | | | |
| 38854 | BHS-C030()--63-30 | FHWA Approved | Total | | \$400,000 | | | \$400,000 |
| Dickinson County | On A 34, Over LITTLE SIOUX RIVER, S10 T98 R37 | | Federal Aid | | \$320,000 | | | \$320,000 |
| | Bridge Deck Overlay | | Regional Swap | | \$80,000 | | | \$80,000 |
| 21407 | BROS-C011()--8J-11 | FHWA Approved | Total | | \$400,000 | | | \$400,000 |
| Buena Vista County | On 520TH ST, Over BR RACCOON RIVER, S27 T92 R35 | | Federal Aid | | \$400,000 | | | \$400,000 |
| | Bridge Replacement | | Regional Swap | | | | | |
| 34901 | BROS-C030(66)--8J-30 | FHWA Approved | Total | | \$1,500,000 | | | \$1,500,000 |
| Dickinson County | On 180th Street , Over Little Sioux River, S20 T99 R37 | 9/16/2025 | Federal Aid | | \$1,500,000 | | | \$1,500,000 |
| | Bridge Replacement | | Regional Swap | | | | | |
| 26988 | BROS-C084()--8J-84 | FHWA Approved | Total | | \$520,000 | | | \$520,000 |
| Sioux County | On 270th St, from Dogwood Ave E 0.5 mile, S1 T97 R47 | | Federal Aid | | \$517,000 | | | \$517,000 |
| | Bridge Replacement | | Regional Swap | | | | | |
| 36201 | BRS-C032()--60-32 | FHWA Approved | Total | | \$900,000 | | | \$900,000 |
| Emmet County | On A 17, Over EF DES MOINES RIVER, S13 T100 R32 | | Federal Aid | | \$720,000 | | | \$720,000 |
| | Bridge Replacement | | Regional Swap | | \$180,000 | | | \$180,000 |
| 44919 | BRS-C060()--60-60 | FHWA Approved | Total | | \$300,000 | | | \$300,000 |
| Lyon County | On L 26, Over TAFT CREEK, S24 T99 R43 | | Federal Aid | | \$240,000 | | | \$240,000 |
| | RCB Culvert New - Twin Box | | Regional Swap | | \$60,000 | | | \$60,000 |

| Project ID | Project Number | Approval Level | | 2024 | 2025 | 2026 | 2027 | Totals |
|------------|----------------|----------------|--|------|------|------|------|--------|
| Sponsor | Location | Letting Date | | | | | | |
| STIP ID | Work Codes | | | | | | | |

HBP

| | | | | | | | | |
|----------------|---|---------------|----------------------|--|------------------|--------------------|--|--------------------|
| 45132 | BRS-C060(39W)--60-60 | FHWA Approved | Total | | \$150,000 | | | \$150,000 |
| Lyon County | On K 30, Over MUD CREEK, S4 T98 R46 | | Federal Aid | | \$120,000 | | | \$120,000 |
| | Bridge Replacement | | Regional Swap | | \$30,000 | | | \$30,000 |
| 23762 | BRM-7170(632)--8N-21 | FHWA Approved | Total | | | \$4,200,000 | | \$4,200,000 |
| Clay County | In the city of Spencer, On 340 ST, Over LITTLE SIOUX RIVER, S11, T96, R37 | | Federal Aid | | | \$1,150,000 | | \$1,150,000 |
| | Bridge Replacement | | Regional Swap | | | | | |
| 32321 | BROS-C084)--5F-84 | FHWA Approved | Total | | | \$471,000 | | \$471,000 |
| Sioux County | On Lily Ave.(L22) NW of Hospers, IA, Over NO NAME CREEK, from 380th St S approx .90 miles SW-SW 1/4 S34 T96 R43 | | Federal Aid | | | \$469,000 | | \$469,000 |
| | Bridge Replacement | | Regional Swap | | | | | |
| 12560 | BROS-C084)--5F-84 | FHWA Approved | Total | | | \$520,000 | | \$520,000 |
| Sioux County | On 290th Street: North of Hull, IA, from Harrison Ave E approx 1/4 mile NW 1/4 S15 T97 R45 | | Federal Aid | | | \$517,000 | | \$517,000 |
| | Bridge Replacement | | Regional Swap | | | | | |
| 45131 | BRS-C060(51W)--60-60 | FHWA Approved | Total | | | \$200,000 | | \$200,000 |
| Lyon County | On K 42, Over ROCK RIVER, S23 T98 R46 | | Federal Aid | | | \$160,000 | | \$160,000 |
| | Bridge Replacement | | Regional Swap | | | \$40,000 | | \$40,000 |
| 50903 | BRS-C072)--60-72 | FHWA Approved | Total | | | \$900,000 | | \$900,000 |
| Osceola County | On L 40, Over CLOVERDALE CREEK, S29 T99 R41 | | Federal Aid | | | \$720,000 | | \$720,000 |
| | Bridge Replacement | | Regional Swap | | | \$180,000 | | \$180,000 |
| 52259 | BRS-C084)--60-84 | FHWA Approved | Total | | | \$503,000 | | \$503,000 |
| Sioux County | On K 22, Over Indian Creek, from 490th St. S approx. 0.2 miles, S26 T94 R47 | | Federal Aid | | | \$400,000 | | \$400,000 |
| | Bridge Replacement | | Regional Swap | | | \$100,000 | | \$100,000 |

| Project ID | Project Number | Approval Level | | 2024 | 2025 | 2026 | 2027 | Totals |
|------------|----------------|----------------|--|------|------|------|------|--------|
| Sponsor | Location | Letting Date | | | | | | |
| STIP ID | Work Codes | | | | | | | |

HBP

| | | | | | | | | |
|------------------|---|---------------|--------------------|--|--|--|------------------|------------------|
| 45967 | BROS-C074())--8J-74 | FHWA Approved | Total | | | | \$800,000 | \$800,000 |
| Palo Alto County | On 380TH ST, Over DD 175, S34 T96 R33 | | Federal Aid | | | | \$800,000 | \$800,000 |
| | Bridge Replacement | | Regional | | | | | |
| | | | Swap | | | | | |
| 35252 | BROS-C084())--5F-84 | FHWA Approved | Total | | | | \$528,000 | \$528,000 |
| Sioux County | On 280th Street, NW of Rock Valley from Dogwood Ave E approx 3/4 mile NE-NE 1/4 S12 T97 R47 | | Federal Aid | | | | \$525,000 | \$525,000 |
| | Bridge Replacement | | Regional | | | | | |
| | | | Swap | | | | | |

HSIP

| | | | | | | | | |
|----------------|------------------------------------|---------------|--------------------|--------------------|--|--|--|--------------------|
| 38876 | HRRR-C072(80)--5R-72 | FHWA Approved | Total | \$6,458,000 | | | | \$6,458,000 |
| Osceola County | L32:HWY9-MNLINE; L40:NW Blvd-A30; | 11/21/2023 | Federal Aid | \$2,717,000 | | | | \$2,717,000 |
| 24154 | A22:SIBLEY-HWY59; A34:ASHTON-HWY59 | | Regional | \$1,419,000 | | | | \$1,419,000 |
| | Pavement Rehab, Granular Shoulders | | Swap | | | | | |

DOT Note: Project includes \$1,298,000 of HRRR funds.

ILL

| | | | | | | | | |
|-------------|---------------------------------------|---------------|--------------------|--|--------------------|--|--|--------------------|
| 53150 | ILL-C021())--92-21 | FHWA Approved | Total | | \$4,800,000 | | | \$4,800,000 |
| Clay County | On B 24, from B24 NW 0.8 miles to M50 | | Federal Aid | | | | | |
| | | | Regional | | | | | |
| | | | Swap | | | | | |

NHPP

| | | | | | | | | |
|-----------------------------------|--|---------------|--------------------|------------------|--|--|--|------------------|
| 54597 | NHSX-018())--3H-84 | FHWA Approved | Total | \$732,000 | | | | \$732,000 |
| Iowa Department of Transportation | US 18: ECL Rock Valley to Hull | | Federal Aid | \$585,600 | | | | \$585,600 |
| 24336 | Patching | | Regional | | | | | |
| | | | Swap | | | | | |
| 54612 | NHSX-060())--3H-84 | FHWA Approved | Total | \$221,000 | | | | \$221,000 |
| Iowa Department of Transportation | IA 60: 0.8 mi S of Co Rd B46 to 0.4 mi N of Co Rd B46 (NB) | | Federal Aid | \$176,800 | | | | \$176,800 |
| 24345 | Pavement Rehab | | Regional | | | | | |
| | | | Swap | | | | | |

| Project ID | Project Number | Approval Level | | 2024 | 2025 | 2026 | 2027 | Totals |
|------------|----------------|----------------|--|------|------|------|------|--------|
| Sponsor | Location | Letting Date | | | | | | |
| STIP ID | Work Codes | | | | | | | |

NHPP

| | | | | | | | | |
|-----------------------------------|---|---------------|----------------------|---------------------|-----------------|--|---------------------|---------------------|
| 39356 | NHSX-075(55)--3H-84 | FHWA Approved | Total | \$22,000,000 | | | | \$22,000,000 |
| Iowa Department of Transportation | US 75: In Sioux Center (State Share) | 10/15/2024 | Federal Aid | \$17,600,000 | | | | \$17,600,000 |
| 24371 | Grade and Pave | | Regional Swap | | | | | |
| 52491 | NHSX-075()--3H-84 | FHWA Approved | Total | | \$55,000 | | \$13,094,000 | \$13,149,000 |
| Iowa Department of Transportation | US 75: S of 12th St NE in Sioux Center to S Jct US 18 | | Federal Aid | | | | \$10,475,200 | \$10,475,200 |
| | Grade and Pave, Right of Way | | Regional Swap | | | | | |

PRF

| | | | | | | | | |
|-----------------------------------|---|---------------|----------------------|------------------|--|--|--|------------------|
| 45435 | BRFN-003()--39-11 | FHWA Approved | Total | \$377,000 | | | | \$377,000 |
| Iowa Department of Transportation | IA 3: Maple Creek 0.2 mi W of Co Rd M27 | | Federal Aid | | | | | |
| | Bridge Deck Overlay | | Regional Swap | | | | | |
| 45322 | BRFN-003()--39-11 | FHWA Approved | Total | \$230,000 | | | | \$230,000 |
| Iowa Department of Transportation | IA 3: Stream 1.2 mi W of US 71 | | Federal Aid | | | | | |
| | Bridge Deck Overlay | | Regional Swap | | | | | |
| 45299 | BRFN-004()--39-74 | FHWA Approved | Total | \$437,000 | | | | \$437,000 |
| Iowa Department of Transportation | IA 4: Ditch 3.0 mi N of N Jct US 18 | | Federal Aid | | | | | |
| | Bridge Deck Overlay | | Regional Swap | | | | | |

| Project ID | Project Number | Approval Level | | 2024 | 2025 | 2026 | 2027 | Totals |
|------------|----------------|----------------|--|------|------|------|------|--------|
| Sponsor | Location | Letting Date | | | | | | |
| STIP ID | Work Codes | | | | | | | |

PRF

| | | | | | | | | |
|-----------------------------------|---|---------------|----------------------|------------------|--------------------|--|--|--------------------|
| 45312 | BRFN-010)--39-84 | FHWA Approved | Total | \$551,000 | | | | \$551,000 |
| Iowa Department of Transportation | IA 10: Big Sioux River at South Dakota (state share) Bridge Deck Overlay | | Federal Aid | | | | | |
| | | | Regional Swap | | | | | |
| 52492 | STPN-004)--2J-32 | FHWA Approved | Total | \$388,000 | | | | \$388,000 |
| Iowa Department of Transportation | IA 4: 5th Ave N in Estherville to the Minnesota State Line Culvert Extension | | Federal Aid | | | | | |
| | | | Regional Swap | | | | | |
| 48453 | BRFN-010)--39-84 | FHWA Approved | Total | | \$730,000 | | | \$730,000 |
| Iowa Department of Transportation | IA 10: Orange City Slough 4.5 mi E of US 75 Bridge Deck Overlay | | Federal Aid | | | | | |
| | | | Regional Swap | | | | | |
| 48444 | BRFN-018)--39-60 | FHWA Approved | Total | | \$2,012,000 | | | \$2,012,000 |
| Iowa Department of Transportation | US 18: Big Sioux River at South Dakota (State Share) Bridge Deck Overlay | | Federal Aid | | | | | |
| | | | Regional Swap | | | | | |
| 45359 | BRFN-018)--39-74 | FHWA Approved | Total | | \$1,525,000 | | | \$1,525,000 |
| Iowa Department of Transportation | US 18: Prairie Creek 2.8 mi W of W Jct IA 15 Culvert Replacement | | Federal Aid | | | | | |
| | | | Regional Swap | | | | | |
| 48468 | BRFN-059)--39-71 | FHWA Approved | Total | | \$542,000 | | | \$542,000 |
| Iowa Department of Transportation | US 59: Branch Floyd River 1.9 mi N of N Jct US 18 Bridge Deck Overlay | | Federal Aid | | | | | |
| | | | Regional Swap | | | | | |
| 48456 | BRFN-071)--39-30 | FHWA Approved | Total | | \$549,000 | | | \$549,000 |
| Iowa Department of Transportation | US 71: East Okoboji Lake 1.7 mi N of S Jct IA 9 Bridge Deck Overlay | | Federal Aid | | | | | |
| | | | Regional Swap | | | | | |

| Project ID | Project Number | Approval Level | | 2024 | 2025 | 2026 | 2027 | Totals |
|------------|----------------|----------------|--|------|------|------|------|--------|
| Sponsor | Location | Letting Date | | | | | | |
| STIP ID | Work Codes | | | | | | | |

PRF

| | | | | | | | | |
|-----------------------------------|--|---------------|----------------------|--|------------------|--------------------|------------------|--------------------|
| 38284 | STPN-009())--2J-60 | FHWA Approved | Total | | \$512,000 | | | \$512,000 |
| Iowa Department of Transportation | IA 9: South Dakota east 0.5 mi | | Federal Aid | | | | | |
| | Grade and Pave | | Regional Swap | | | | | |
| 52669 | BRFN-010())--39-71 | FHWA Approved | Total | | | \$653,000 | | \$653,000 |
| Iowa Department of Transportation | IA 10: Dry Run 0.2 mi W of W Jct US 59 | | Federal Aid | | | | | |
| | Bridge Deck Overlay | | Regional Swap | | | | | |
| 52667 | BRFN-059())--39-72 | FHWA Approved | Total | | | \$604,000 | | \$604,000 |
| Iowa Department of Transportation | US 59: Drainage Ditch 1.1 mi N of Co Rd A46 | | Federal Aid | | | | | |
| | Bridge Deck Overlay | | Regional Swap | | | | | |
| 52668 | BRFN-071())--39-21 | FHWA Approved | Total | | | \$196,000 | | \$196,000 |
| Iowa Department of Transportation | US 71: Branch of Little Meadow Creek 0.8 mi N of N Jct US 18 | | Federal Aid | | | | | |
| | Bridge Deck Overlay | | Regional Swap | | | | | |
| 52693 | BRFN-075())--39-60 | FHWA Approved | Total | | | \$759,000 | | \$759,000 |
| Iowa Department of Transportation | US 75: Little Rock River 0.4 mi S of Co Rd A44 | | Federal Aid | | | | | |
| | Bridge Rehabilitation | | Regional Swap | | | | | |
| 52501 | NHSN-060())--2R-72 | FHWA Approved | Total | | | \$2,020,000 | | \$2,020,000 |
| Iowa Department of Transportation | IA 60: Drainage Ditch 1.1 mi S of Co Rd L36 (SB) | | Federal Aid | | | | | |
| | Bridge New, Right of Way | | Regional Swap | | | | | |
| 54526 | BRFN-004())--39-32 | FHWA Approved | Total | | | | \$137,000 | \$137,000 |
| Iowa Department of Transportation | IA 4: Drainage Ditch 1.5 mi N of N Jct Co Rd A34 | | Federal Aid | | | | | |
| | Bridge Deck Overlay | | Regional Swap | | | | | |

| Project ID | Project Number | Approval Level | | 2024 | 2025 | 2026 | 2027 | Totals |
|------------|----------------|----------------|--|------|------|------|------|--------|
| Sponsor | Location | Letting Date | | | | | | |
| STIP ID | Work Codes | | | | | | | |

RTP

| | | | | | | | | |
|---------------------------------------|---|---------------|----------------------|------------------|--|--|--|------------------|
| 52791 | NRT-C030(68)--9G-30 | FHWA Approved | Total | \$680,220 | | | | \$680,220 |
| Dickinson County Board of Supervisors | On 225th Ave., S .15 miles to 230th St, then W to US 71, then S culminating near int. 240th St 1.5 miles. | 2/20/2024 | Federal Aid | \$285,690 | | | | \$285,690 |
| 24128 | Ped/Bike Grade & Pave | | Regional Swap | | | | | |

STBG

| | | | | | | | | |
|-----------------------------------|--|---------------|----------------------|--------------------|-----------------|-----------------|-----------------|--------------------|
| 141 | RGPL-PA03()--ST-00 | FHWA Approved | Total | \$47,500 | \$47,500 | \$47,500 | \$47,500 | \$190,000 |
| RPA 3 | NWIPDC - RPA 3: RPA 3 FHWA PLANNING | | Federal Aid | \$38,000 | \$38,000 | \$38,000 | \$38,000 | \$152,000 |
| 24013 | Trans Planning | | Regional Swap | \$38,000 | \$38,000 | \$38,000 | \$38,000 | \$152,000 |
| 54599 | STP-004()--2C-74 | FHWA Approved | Total | \$3,518,000 | | | | \$3,518,000 |
| Iowa Department of Transportation | IA 4: Co Rd B63 in Mallard to 14th St in Emmetsburg | | Federal Aid | \$2,814,400 | | | | \$2,814,400 |
| 24337 | Pavement Rehab | | Regional Swap | | | | | |
| 54600 | STP-010()--2C-71 | FHWA Approved | Total | \$322,000 | | | | \$322,000 |
| Iowa Department of Transportation | IA 10: In Paulina, from the WCL to the ECL | | Federal Aid | \$257,600 | | | | \$257,600 |
| 24338 | Pavement Rehab | | Regional Swap | | | | | |
| 26809 | STP-S-C011(BV61)--5E-11 | FHWA Approved | Total | \$2,500,000 | | | | \$2,500,000 |
| Buena Vista County | On C49, from US 71 E 6 miles to 190th Ave | | Federal Aid | \$570,000 | | | | \$570,000 |
| 24404 | HMA Resurfacing/Cold-in-Place Recycling | | Regional Swap | \$570,000 | | | | \$570,000 |
| 44830 | STP-S-C030(69)--5E-30 | FHWA Approved | Total | \$1,500,000 | | | | \$1,500,000 |
| Dickinson County | On M-27, from North of Highway #9 N approximately 1.4 miles to Old RR in Lake Park | 2/20/2024 | Federal Aid | \$900,000 | | | | \$900,000 |
| 24187 | Pavement Rehab/Widen | | Regional Swap | \$900,000 | | | | \$900,000 |
| 45027 | STP-S-C060(127)--5E-60 | FHWA Approved | Total | \$1,050,000 | | | | \$1,050,000 |
| Lyon County | On K16, from IA 9 N 3 miles to MN State Ln | 8/20/2024 | Federal Aid | \$500,000 | | | | \$500,000 |
| 24427 | HMA Pavement - Replace | | Regional Swap | \$500,000 | | | | \$500,000 |

| Project ID | Project Number | Approval Level | | 2024 | 2025 | 2026 | 2027 | Totals |
|------------|----------------|----------------|--|------|------|------|------|--------|
| Sponsor | Location | Letting Date | | | | | | |
| STIP ID | Work Codes | | | | | | | |

STBG

| | | | | | | | | |
|-----------------------------------|--|---------------|----------------------|--------------------|--------------------|--------------------|--|--------------------|
| 39074 | STP-S-C071(89)--5E-71 | FHWA Approved | Total | \$3,010,000 | | | | \$3,010,000 |
| Obrien County | On M-12 Vine Ave., from 320th Street S Approx. 6.9 miles to 390th Street | 1/17/2024 | Federal Aid | \$1,008,000 | | | | \$1,008,000 |
| 24213 | Pavement Rehab | | Regional Swap | \$1,008,000 | | | | \$1,008,000 |
| 37714 | STP-S-C060()--5E-60 | FHWA Approved | Total | | \$1,650,000 | | | \$1,650,000 |
| Lyon County | On L14, from the South George City Limits south 5 Miles to the Sioux County Line | | Federal Aid | | \$825,000 | | | \$825,000 |
| | Pavement Rehab | | Regional Swap | | \$825,000 | | | \$825,000 |
| 52503 | BRF-009()--38-30 | FHWA Approved | Total | | | \$2,016,000 | | \$2,016,000 |
| Iowa Department of Transportation | IA 9: W Fork Little Sioux River 4.9 mi W of IA 86 Bridge New, Right of Way | | Federal Aid | | | \$1,612,800 | | \$1,612,800 |
| | | | Regional Swap | | | | | |
| 52505 | BRF-018()--38-21 | FHWA Approved | Total | | | \$2,310,000 | | \$2,310,000 |
| Iowa Department of Transportation | US 18: Stony Creek 5.3 mi W of W Jct US 71 Bridge New, Right of Way | | Federal Aid | | | \$1,848,000 | | \$1,848,000 |
| | | | Regional Swap | | | | | |
| 52504 | BRF-060()--38-84 | FHWA Approved | Total | | | \$1,716,000 | | \$1,716,000 |
| Iowa Department of Transportation | IA 60: Floyd River Tributary 0.5 mi S of Co Rd K64 (NB) Bridge New, Right of Way | | Federal Aid | | | \$1,372,800 | | \$1,372,800 |
| | | | Regional Swap | | | | | |
| 52502 | BRF-071()--38-21 | FHWA Approved | Total | | | \$2,404,000 | | \$2,404,000 |
| Iowa Department of Transportation | US 71: Willow Creek 3.4 mi N of N Jct IA 10 Bridge New, Right of Way | | Federal Aid | | | \$1,923,200 | | \$1,923,200 |
| | | | Regional Swap | | | | | |
| 44860 | STP-S-C021()--5E-21 | FHWA Approved | Total | | | \$2,400,000 | | \$2,400,000 |
| Clay County | On 335TH AVE, from N14 SE 8 miles to Hwy #18 | | Federal Aid | | | \$1,200,000 | | \$1,200,000 |
| | HMA Resurfacing | | Regional Swap | | | \$1,200,000 | | \$1,200,000 |

| Project ID | Project Number | Approval Level | | 2024 | 2025 | 2026 | 2027 | Totals |
|------------|----------------|----------------|--|------|------|------|------|--------|
| Sponsor | Location | Letting Date | | | | | | |
| STIP ID | Work Codes | | | | | | | |

STBG

| | | | | | | | | |
|--------------------------------------|--|---------------|--------------------------|--|--|--------------------|--------------------|--------------------|
| 45938 | STP-S-C074)--5E-74 | FHWA Approved | Total | | | \$1,500,000 | | \$1,500,000 |
| Palo Alto County | On B14, from 480th Ave E 2 miles to 500th Ave and On N52, from B14 to Emmet County Line | | Federal Aid | | | \$900,000 | | \$900,000 |
| | Pave | | Regional Swap | | | \$900,000 | | \$900,000 |
| 47205 | STP-S-C074)--5E-74 | FHWA Approved | Total | | | \$2,040,000 | | \$2,040,000 |
| Palo Alto County | On N40, North of 350th St. to B14 | | Federal Aid | | | \$1,020,000 | | \$1,020,000 |
| | Pave | | Regional Swap | | | \$1,020,000 | | \$1,020,000 |
| 54545 | BRF-004)--38-74 | FHWA Approved | Total | | | | \$4,313,000 | \$4,313,000 |
| Iowa Department of Transportation | IA 4: W Fork Des Moines River 3.2 mi S of S Jct US 18 | | Federal Aid | | | | \$3,450,400 | \$3,450,400 |
| | Bridge New, Right of Way | | Regional Swap | | | | | |
| 54546 | BRF-004)--38-74 | FHWA Approved | Total | | | | \$1,184,000 | \$1,184,000 |
| Iowa Department of Transportation | IA 4: Drainage Ditch 1.3 mi S of Co Rd B57 | | Federal Aid | | | | \$947,200 | \$947,200 |
| | Bridge New, Right of Way | | Regional Swap | | | | | |
| 54528 | BRF-015)--38-32 | FHWA Approved | Total | | | | \$623,000 | \$623,000 |
| Iowa Department of Transportation | IA 15: Black Cat Creek 6.5 mi S of IA 9 | | Federal Aid | | | | \$498,400 | \$498,400 |
| | Bridge Deck Overlay | | Regional Swap | | | | | |
| 54672 | BRF-071)--38-11 | FHWA Approved | Total | | | | \$3,116,000 | \$3,116,000 |
| Iowa Department of Transportation | US 71: Little Sioux River 2.0 mi S of N Jct IA 10 | | Federal Aid | | | | \$2,492,800 | \$2,492,800 |
| | Bridge Rehabilitation | | Regional Swap | | | | | |
| 38910 | STP-S-C030)--5E-30 | FHWA Approved | Total | | | | \$2,250,000 | \$2,250,000 |
| Dickinson County | On N-14, from County Route A-22 N 2 miles to State Highway #9 | | Federal Aid | | | | \$750,000 | \$750,000 |
| | Pavement Rehab, Patching, Culvert Repair | | Regional Swap | | | | \$750,000 | \$750,000 |

| Project ID | Project Number | Approval Level | | 2024 | 2025 | 2026 | 2027 | Totals |
|------------|----------------|----------------|--|------|------|------|------|--------|
| Sponsor | Location | Letting Date | | | | | | |
| STIP ID | Work Codes | | | | | | | |

STBG

| | | | | | | | | |
|---------------|--|---------------|----------------------|--|--|--|--------------------|--------------------|
| 52996 | STP-S-C071()-5E-71 | FHWA Approved | Total | | | | \$2,096,150 | \$2,096,150 |
| Obrien County | On L-26 McKinley Ave, from Sheldon City Limits S 6.6 miles to B-40 | | Federal Aid | | | | \$1,257,690 | \$1,257,690 |
| | Pavement Rehab | | Regional Swap | | | | \$1,257,690 | \$1,257,690 |
| 45809 | STP-S-C084()-5E-84 | FHWA Approved | Total | | | | \$2,294,000 | \$2,294,000 |
| Sioux County | On K64, from 440th St N 4 miles to 400th St (B40) | | Federal Aid | | | | \$1,438,000 | \$1,438,000 |
| | HMA Pavement - Replace | | Regional Swap | | | | \$1,438,000 | \$1,438,000 |
| 52276 | STP-S-C084()-5E-84 | FHWA Approved | Total | | | | \$2,245,700 | \$2,245,700 |
| Sioux County | On Garfield Ave. (K42), from 310th St. (Hwy 18) N 4 miles to 270th St. (County Line) | | Federal Aid | | | | \$715,700 | \$715,700 |
| | HMA Resurfacing/Cold-in-Place Recycling | | Regional Swap | | | | \$715,700 | \$715,700 |

SWAP-STBG

| | | | | | | | | |
|-------------|---|---------------|----------------------|--------------------|--------------------|--|--|--------------------|
| 38377 | STBG-SWAP-5057(601)-SG-30 | FHWA Approved | Total | \$4,737,000 | | | | \$4,737,000 |
| Milford | In the city of Milford, On 13th St., from US Highway 71 west .75 Miles to 213th Ave. | 1/17/2024 | Federal Aid | | | | | |
| | Pavement Rehab/Widen | | Regional Swap | \$1,657,800 | | | | \$1,657,800 |
| | | | | \$1,657,800 | | | | \$1,657,800 |
| 48695 | STBG-SWAP-2395()-SG-74 | FHWA Approved | Total | | \$550,000 | | | \$550,000 |
| Emmetsburg | In the city of Emmetsburg, On N Huron St from int US 18 N 1,916 ft to County Rd N48 | | Federal Aid | | | | | |
| | | | Regional Swap | | \$330,000 | | | \$330,000 |
| | | | | | \$330,000 | | | \$330,000 |
| 38376 | STBG-SWAP-2417()-SG-32 | FHWA Approved | Total | | \$300,000 | | | \$300,000 |
| Estherville | In the city of Estherville, On S. 1st St., from IA 9 SE .74 Miles to IA 4 | | Federal Aid | | | | | |
| | Pavement Rehab | | Regional Swap | | \$208,000 | | | \$208,000 |
| | | | | | \$208,000 | | | \$208,000 |
| 48697 | STBG-SWAP-6950()-SG-84 | FHWA Approved | Total | | \$2,400,000 | | | \$2,400,000 |
| Sheldon | In the city of Sheldon, On WESTERN AVE from int o 16th St., N .72 miles to int of US HWY 18 | | Federal Aid | | | | | |
| | Patching | | Regional Swap | | \$748,000 | | | \$748,000 |
| | | | | | \$748,000 | | | \$748,000 |

| Project ID | Project Number | Approval Level | | 2024 | 2025 | 2026 | 2027 | Totals |
|------------|----------------|----------------|--|------|------|------|------|--------|
| Sponsor | Location | Letting Date | | | | | | |
| STIP ID | Work Codes | | | | | | | |

SWAP-STBG

| | | | | | | | | |
|--------------|--|---------------|--------------------|--|------------------|------------------|--------------------|--------------------|
| 48696 | STBG-SWAP-7055()--SG-84 | FHWA Approved | Total | | \$957,000 | | | \$957,000 |
| Sioux Center | In the city of Sioux Center, 23 block overlay project on 4th Ave., 2nd St SE, 3rd St. NW anbd 2nd Ave. | | Federal Aid | | | | | |
| | | | Regional | | \$478,500 | | | \$478,500 |
| | | | Swap | | \$478,500 | | | \$478,500 |
| 52757 | STBG-SWAP-5732()--SG-84 | FHWA Approved | Total | | | \$883,500 | | \$883,500 |
| RPA 3 | In the city of Orange City, On 7th St. N, Over SMALL STREAM, from Ohio Ave N 1.3 miles | | Federal Aid | | | | | |
| | HMA Pavement - Grade and Replace | | Regional | | | \$883,500 | | \$883,500 |
| | | | Swap | | | \$883,500 | | \$883,500 |
| 54766 | STBG-SWAP-3590()--SG-84 | FHWA Approved | Total | | | | \$262,781 | \$262,781 |
| Hull | In the city of Hull, On US 18 E, Intersection of US 18/K52 widening of intersection to improve safety and traffic flow | | Federal Aid | | | | \$105,344 | \$105,344 |
| | | | Regional | | | | \$105,344 | \$105,344 |
| | | | Swap | | | | | |
| 54862 | STBG-SWAP-7422()--SG-11 | FHWA Approved | Total | | | | \$4,640,000 | \$4,640,000 |
| Storm Lake | In the city of Storm Lake, Oneida St from Railroad St to E Lakeshore Dr | | Federal Aid | | | | \$1,000,000 | \$1,000,000 |
| | HMA Pavement - Miscellaneous | | Regional | | | | \$1,000,000 | \$1,000,000 |
| | | | Swap | | | | | |

TAP

| | | | | | | | | |
|----------------------------------|--|---------------|--------------------|------------------|--|--|--|------------------|
| 48701 | TAP-U-C021()--8I-21 | FHWA Approved | Total | \$458,394 | | | | \$458,394 |
| Clay County Board of Supervisors | On US 71 N from City of Fostoria N .71 miles to 270th St. | | Federal Aid | \$272,000 | | | | \$272,000 |
| 24058 | Ped/Bike Grade & Pave | | Regional | \$272,000 | | | | \$272,000 |
| | | | Swap | | | | | |
| 39446 | TAP-U-C021(155)--8I-21 | FHWA Approved | Total | \$729,000 | | | | \$729,000 |
| Clay County Board of Supervisors | Along US Highway 71 ROW, from 300th St. N 1.5 Miles to SCL of City of Fostoria | 1/17/2024 | Federal Aid | \$583,000 | | | | \$583,000 |
| 24024 | Ped/Bike Grade & Pave | | Regional | \$583,000 | | | | \$583,000 |
| | | | Swap | | | | | |

| Project ID | Project Number | Approval Level | | 2024 | 2025 | 2026 | 2027 | Totals |
|------------|----------------|----------------|--|------|------|------|------|--------|
| Sponsor | Location | Letting Date | | | | | | |
| STIP ID | Work Codes | | | | | | | |

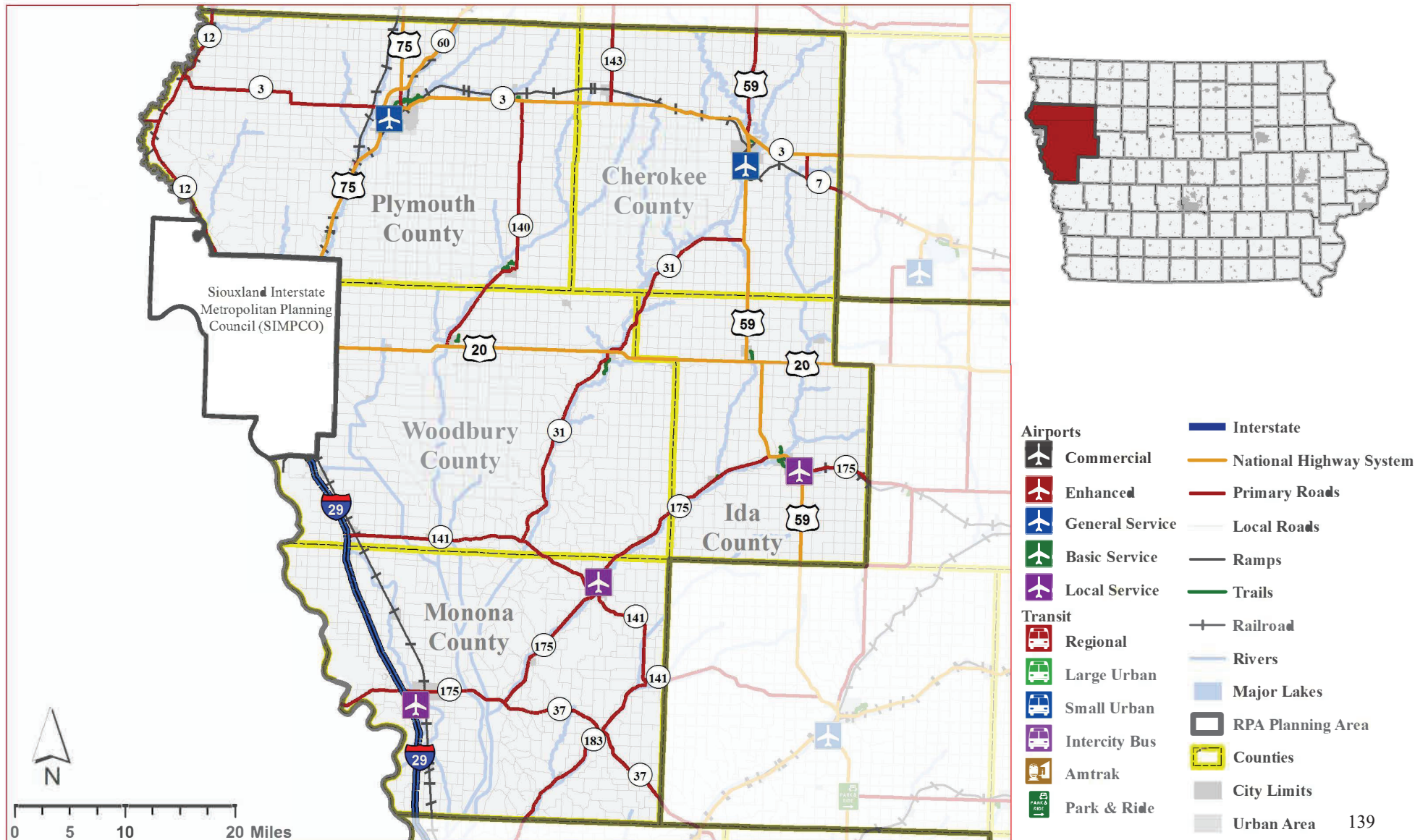
TAP

| | | | | | | | | |
|---------------------------------------|---|---------------|----------------------|--|------------------|--------------------|------------------|--------------------|
| 48700 | TAP-U-C030()--8I-30 | FHWA Approved | Total | | \$762,480 | | | \$762,480 |
| Dickinson County Board of Supervisors | Along US 71 ROW from Clay/Dickinson County line N 1.5 miles Ped/Bike Grade & Pave | | Federal Aid | | \$272,000 | | | \$272,000 |
| | | | Regional Swap | | \$272,000 | | | \$272,000 |
| 52763 | TAP-U-C030()--8I-30 | FHWA Approved | Total | | | \$1,065,290 | | \$1,065,290 |
| RPA 3 | From junction of Iowa Great Lakes Spine Trail, E along abandoned RR ROW 2.2 mi. to 270th Ave., 2.2 miles Ped/Bike Grade & Pave | | Federal Aid | | | \$272,000 | | \$272,000 |
| | | | Regional Swap | | | \$272,000 | | \$272,000 |
| 54863 | TAP-U-C030()--8I-30 | FHWA Approved | Total | | | | \$958,772 | \$958,772 |
| Dickinson County Board of Supervisors | Trail construction on former Iowa & Northwestern RR from 270th Ave E 1.95 m to 290th Ave Ped/Bike Grade & Pave | | Federal Aid | | | | \$400,000 | \$400,000 |
| | | | Regional Swap | | | | \$400,000 | \$400,000 |

RPA 4 - Siouxland Regional Transportation Planning Association

1122 Pierce Street, P.O. Box 1077, Sioux City, IA 51102

Phone: 712-279-6286, Fax: 712-279-6920, www.simpco.org



2024 Transportation Improvement Program



Map key:

- / — Road or Bridge work
- STBG-5771 Funding program ("STBG") and TPMS ID number ("5771")

To locate project in print listing:

1. Look under funding program - i.e STBG, TAP, etc.
2. Locate county in which project sits
3. Find the TPMS number - e.g. "10238"

RPA 4

| Project ID | Project Number | Approval Level | | 2024 | 2025 | 2026 | 2027 | Totals |
|------------|----------------|----------------|--|------|------|------|------|--------|
| Sponsor | Location | Letting Date | | | | | | |
| STIP ID | Work Codes | | | | | | | |

HBP

| | | | | | | | | |
|-----------------|--|---------------|--------------------|--------------------|--|--|--|--------------------|
| 39551 | BRM-1272(630)--8N-18 | FHWA Approved | Total | \$646,000 | | | | \$646,000 |
| Cherokee | In the city of Cherokee, On East Willow Street Bridge over Railroad Creek. | 2/20/2024 | Federal Aid | \$517,000 | | | | \$517,000 |
| 24098 | Bridge Replacement | | Regional | | | | | |
| | | | Swap | | | | | |
| 53170 | BRM-1272(630)--8N-18 | FHWA Approved | Total | \$1,100,000 | | | | \$1,100,000 |
| Cherokee | In the city of Cherokee, On UN ST, Over RAILROAD CREEK, S27 T92 R40 | | Federal Aid | \$880,000 | | | | \$880,000 |
| 24144 | | | Regional | | | | | |
| | | | Swap | | | | | |
| 36173 | BROS-6012(602)--5F-97 | FHWA Approved | Total | \$1,000,000 | | | | \$1,000,000 |
| Woodbury County | In the city of Pierson, On L25, Over STREAM, from 120th Street north approx. 0.5 Miles, on W LINE S7 T89N R42W | 10/15/2024 | Federal Aid | \$1,000,000 | | | | \$1,000,000 |
| 24245 | Grade and Pave, Bridge Replacement | | Regional | | | | | |
| | | | Swap | | | | | |
| 47169 | BROS-C018(93)--5F-18 | FHWA Approved | Total | \$900,000 | | | | \$900,000 |
| Cherokee County | On 590th Street, over Maple River, S32 T91 R39 | 2/20/2024 | Federal Aid | \$900,000 | | | | \$900,000 |
| 24238 | Bridge Replacement | | Regional | | | | | |
| | | | Swap | | | | | |
| 38760 | BROS-C067(93)--5F-67 | FHWA Approved | Total | \$600,000 | | | | \$600,000 |
| Monona County | On L37, Over NE Norway Creek, in SW S26 T83 R42 | | Federal Aid | \$600,000 | | | | \$600,000 |
| 24403 | Bridge Replacement | | Regional | | | | | |
| | | | Swap | | | | | |
| 29291 | BROS-C075(161)--5F-75 | FHWA Approved | Total | \$800,000 | | | | \$800,000 |
| Plymouth County | On K 42, Over CARTER CREEK, S2 T90 R46 | 6/18/2024 | Federal Aid | \$800,000 | | | | \$800,000 |
| 24426 | Bridge and Approaches-PPCB | | Regional | | | | | |
| | | | Swap | | | | | |
| 35184 | BROS-C075(240260)--8J-75 | FHWA Approved | Total | \$700,000 | | | | \$700,000 |
| Plymouth County | On 160TH ST, Over DEEP CREEK, S2 T92 R44 | | Federal Aid | \$700,000 | | | | \$700,000 |
| 24425 | Bridge Replacement | | Regional | | | | | |
| | | | Swap | | | | | |

| Project ID | Project Number | Approval Level | | 2024 | 2025 | 2026 | 2027 | Totals |
|------------|----------------|----------------|--|------|------|------|------|--------|
| Sponsor | Location | Letting Date | | | | | | |
| STIP ID | Work Codes | | | | | | | |

HBP

| | | | | | | | | |
|-----------------|---|---------------|----------------------|--------------------|--------------------|--|--|--------------------|
| 29450 | BROS-C097(150)--8J-97 | FHWA Approved | Total | \$1,200,000 | | | | \$1,200,000 |
| Woodbury County | On K 67, Over WOLF CREEK, from 280th Street S | 4/16/2024 | Federal Aid | \$1,200,000 | | | | \$1,200,000 |
| 24247 | 0.7 miles in section 1 T86N R45W Bridge Replacement, Grading | | Regional Swap | | | | | |
| 53169 | BRS-6012(602)--60-97 | FHWA Approved | Total | \$1,000,000 | | | | \$1,000,000 |
| Pierson | In the city of Pierson, On L 25, Over STREAM, S7 | | Federal Aid | \$800,000 | | | | \$800,000 |
| 24143 | T89 R42 | | Regional Swap | | | | | |
| 45203 | BRS-C047()--60-47 | FHWA Approved | Total | \$825,000 | | | | \$825,000 |
| Ida County | On D 15, Over UNNAMED CREEK, from Ida/Sac W | | Federal Aid | \$660,000 | | | | \$660,000 |
| 24422 | .04 miles to Bridge S25 T89 R39 Bridge and Approaches-CCS | | Regional Swap | \$165,000 | | | | \$165,000 |
| 44999 | BRS-C097(151)--60-97 | FHWA Approved | Total | \$1,000,000 | | | | \$1,000,000 |
| Woodbury County | On County Route D12/110th St. over Muddy Creek, | 10/15/2024 | Federal Aid | \$800,000 | | | | \$800,000 |
| 24246 | 0.8 miles east of Eastland Ave. in section 8 T89N R45W Bridge Replacement | | Regional Swap | \$200,000 | | | | \$200,000 |
| 52248 | BROS-C067(94)--5F-67 | FHWA Approved | Total | | \$1,600,000 | | | \$1,600,000 |
| Monona County | On LARPEN TEUR MEMORIAL RD, Over LITTLE | | Federal Aid | | \$1,600,000 | | | \$1,600,000 |
| | SIOUX RIVER, S18 T84 R44 Bridge Replacement | | Regional Swap | | | | | |
| 38977 | BROS-C075(150403)--8J-75 | FHWA Approved | Total | | \$875,000 | | | \$875,000 |
| Plymouth County | On LYNX AVE, Over plymouth creek, S4 T91N | | Federal Aid | | \$875,000 | | | \$875,000 |
| | R45W Bridge Replacement | | Regional Swap | | | | | |
| 38973 | BROS-C075(270407)--8J-75 | FHWA Approved | Total | | \$700,000 | | | \$700,000 |
| Plymouth County | On FIR AVE, Over broken kettle creek, S4 T92N | | Federal Aid | | \$700,000 | | | \$700,000 |
| | R47W Bridge Replacement | | Regional Swap | | | | | |

| Project ID | Project Number | Approval Level | | 2024 | 2025 | 2026 | 2027 | Totals |
|------------|----------------|----------------|--|------|------|------|------|--------|
| Sponsor | Location | Letting Date | | | | | | |
| STIP ID | Work Codes | | | | | | | |

HBP

| | | | | | | | | |
|-----------------|--|---------------|----------------------|--|------------------|--------------------|--|--------------------|
| 29298 | BROS-C075(373407)--8J-75 | FHWA Approved | Total | | \$700,000 | | | \$700,000 |
| Plymouth County | On Granite Ave, Over broken kettle creek, S34 T93 R47 | | Federal Aid | | \$700,000 | | | \$700,000 |
| | Bridge Replacement | | Regional Swap | | | | | |
| 32653 | BROS-C097(D42)--8J-97 | FHWA Approved | Total | | \$750,000 | | | \$750,000 |
| Woodbury County | On 120TH ST, Over MUDDY CREEK, from Eastland Ave east 0.8 Miles on NLINE S17 T89 R45 | | Federal Aid | | \$750,000 | | | \$750,000 |
| | Bridge Replacement, Grading, Guardrail | | Regional Swap | | | | | |
| 44822 | BRS-C018)--60-18 | FHWA Approved | Total | | \$760,000 | | | \$760,000 |
| Cherokee County | On M25, over Little Maple River, S25 T90 R39 | | Federal Aid | | \$608,000 | | | \$608,000 |
| | Bridge Replacement | | Regional Swap | | \$152,000 | | | \$152,000 |
| 45204 | BRS-C047)--60-47 | FHWA Approved | Total | | \$900,000 | | | \$900,000 |
| Ida County | On M 25, Over UNNAMED CREEK, from N city limits of Galva N 0.04 miles to Bridge site S23 T89 R39 | | Federal Aid | | \$720,000 | | | \$720,000 |
| | Bridge and Approaches-CCS | | Regional Swap | | \$180,000 | | | \$180,000 |
| 45205 | BRS-C047)--60-47 | FHWA Approved | Total | | \$900,000 | | | \$900,000 |
| Ida County | On M 25, Over UNNAMED STREAM, from Cherokee/Ida County Line S .1 miles to Bridge S1 T89 R39 | | Federal Aid | | \$720,000 | | | \$720,000 |
| | Bridge and Approaches-CCS | | Regional Swap | | \$180,000 | | | \$180,000 |
| 44813 | BROS-C018(79)--8J-18 | FHWA Approved | Total | | | \$540,000 | | \$540,000 |
| Cherokee County | On Keeline Road, Over Badger Creek, S24 T92 R40 | 12/19/2023 | Federal Aid | | | \$540,000 | | \$540,000 |
| | Bridge Replacement | | Regional Swap | | | | | |
| 33857 | BROS-C067(95)--5F-67 | FHWA Approved | Total | | | \$1,200,000 | | \$1,200,000 |
| Monona County | On L37, Over East Soldier River, S35 T84 R42 | | Federal Aid | | | \$1,200,000 | | \$1,200,000 |
| | Bridge Replacement | | Regional Swap | | | | | |

| Project ID | Project Number | Approval Level | | 2024 | 2025 | 2026 | 2027 | Totals |
|------------|----------------|----------------|--|------|------|------|------|--------|
| Sponsor | Location | Letting Date | | | | | | |
| STIP ID | Work Codes | | | | | | | |

HBP

| | | | | | | | | |
|-----------------|---|---------------|----------------------|--|--|--------------------|------------------|--------------------|
| 36245 | BROS-C075(142870)--8J-75 | FHWA Approved | Total | | | \$600,000 | | \$600,000 |
| Plymouth County | On 260TH ST, Over DRY BRANCH, S28 T91 R44 | | Federal Aid | | | \$600,000 | | \$600,000 |
| | Bridge Replacement | | Regional Swap | | | | | |
| 36229 | BROS-C075(331080)--8J-75 | FHWA Approved | Total | | | \$850,000 | | \$850,000 |
| Plymouth County | On 110th St, Over deep creek, S3 T93 R43 | | Federal Aid | | | \$850,000 | | \$850,000 |
| | Bridge Replacement | | Regional Swap | | | | | |
| 53453 | BRS-C047()--60-47 | FHWA Approved | Total | | | \$900,000 | | \$900,000 |
| Ida County | On M 31, Odebolt Creek, from Intersection of State 175 and M-31 S .2 miles to Bridge site | | Federal Aid | | | \$720,000 | | \$720,000 |
| | Bridge and Approaches-CCS | | Regional Swap | | | \$180,000 | | \$180,000 |
| 47210 | BRS-C097(P280)--60-97 | FHWA Approved | Total | | | \$1,800,000 | | \$1,800,000 |
| Woodbury County | On K 64, Over WEST FORK LITTLE SIOUX, from D54 N 0.8 miles S16 T87 R45 | | Federal Aid | | | \$1,440,000 | | \$1,440,000 |
| | Bridge Replacement | | Regional Swap | | | \$360,000 | | \$360,000 |
| 47156 | BROS-C018()--8J-18 | FHWA Approved | Total | | | | \$540,000 | \$540,000 |
| Cherokee County | On 520th Street, Over Fiddle Creek, S29 T92 R42 | | Federal Aid | | | | \$540,000 | \$540,000 |
| | Bridge Replacement | | Regional Swap | | | | | |
| 47166 | BROS-C018()--8J-18 | FHWA Approved | Total | | | | \$520,000 | \$520,000 |
| Cherokee County | On 470th Street, over Grey Creek, S34 T93 R40 | | Federal Aid | | | | \$520,000 | \$520,000 |
| | Bridge Replacement | | Regional Swap | | | | | |
| 44983 | BRS-C067(96)--60-67 | FHWA Approved | Total | | | | \$975,000 | \$975,000 |
| Monona County | On L 12, Over DD, S25 T84 R45 | | Federal Aid | | | | \$780,000 | \$780,000 |
| | Bridge Replacement | | Regional Swap | | | | \$195,000 | \$195,000 |

| Project ID | Project Number | Approval Level | | 2024 | 2025 | 2026 | 2027 | Totals |
|--|---|----------------|----------------------|---------------------|---------------------|---------------------|--------------------|---------------------|
| Sponsor | Location | Letting Date | | | | | | |
| STIP ID | Work Codes | | | | | | | |
| NHPP | | | | | | | | |
| 39379 | IMX-029()--02-97 | FHWA Approved | Total | \$13,766,000 | \$238,000 | | | \$14,004,000 |
| Iowa Department of Transportation 24390 | I 29: IA 141 Interchange Grade and Pave, Bridge Replacement, Lighting | | Federal Aid | \$12,389,400 | \$214,200 | | | \$12,603,600 |
| | | | Regional Swap | | | | | |
| 48502 | IMX-029()--02-67 | FHWA Approved | Total | | \$3,823,000 | | | \$3,823,000 |
| Iowa Department of Transportation | I 29: N of IA 175 to Woodbury Co (NB) Pavement Rehab | | Federal Aid | | \$3,440,700 | | | \$3,440,700 |
| | | | Regional Swap | | | | | |
| 48533 | IMX-029()--02-67 | FHWA Approved | Total | | \$3,613,000 | | | \$3,613,000 |
| Iowa Department of Transportation | I 29: 1.5 mi N of IA 175 to Woodbury Co (SB) Pavement Rehab | | Federal Aid | | \$3,251,700 | | | \$3,251,700 |
| | | | Regional Swap | | | | | |
| 48609 | NHSX-003()--3H-18 | FHWA Approved | Total | | \$631,000 | \$12,812,000 | | \$13,443,000 |
| Iowa Department of Transportation | IA 3: 1.3 mi E of US 59 to 1.8 mi E of US 59, including Little Sioux River and Overflow Bridges Grade and Pave, Bridge New, Bridge Replacement | | Federal Aid | | \$504,800 | \$10,249,600 | | \$10,754,400 |
| | | | Regional Swap | | | | | |
| 38246 | NHSX-075()--3H-75 | FHWA Approved | Total | | \$30,769,000 | \$349,000 | | \$31,118,000 |
| Iowa Department of Transportation | US 75: N of Maple St in Hinton to S of 2nd St in Merrill Grade and Pave, Culvert New, Erosion Control | | Federal Aid | | \$24,615,200 | \$279,200 | | \$24,894,400 |
| | | | Regional Swap | | | | | |
| 52608 | NHSX-075()--3H-75 | FHWA Approved | Total | | | \$4,174,000 | | \$4,174,000 |
| Iowa Department of Transportation | US 75: S of W Grover St to N of Maple St in Hinton Grade and Pave, Bridge Replacement, Right of Way | | Federal Aid | | | \$3,339,200 | | \$3,339,200 |
| | | | Regional Swap | | | | | |
| 54559 | IMX-029()--02-67 | FHWA Approved | Total | | | | \$3,290,000 | \$3,290,000 |
| Iowa Department of Transportation | I 29: Onawa Rest Area 2.6 mi S of IA 175 (SB) Grade and Pave, Lighting, Traffic Signs | | Federal Aid | | | | \$2,961,000 | \$2,961,000 |
| | | | Regional Swap | | | | | |

| Project ID | Project Number | Approval Level | | 2024 | 2025 | 2026 | 2027 | Totals |
|------------|----------------|----------------|--|------|------|------|------|--------|
| Sponsor | Location | Letting Date | | | | | | |
| STIP ID | Work Codes | | | | | | | |

NHPP

| | | | | | | | | |
|-----------------------------------|--|---------------|----------------------|--|--|--|---------------------|---------------------|
| 54553 | NHSX-012())--3H-29 | FHWA Approved | Total | | | | \$26,400,000 | \$26,400,000 |
| Iowa Department of Transportation | IA 12: Gordon Dr Viaduct, Rustin St to Virginia St in Sioux City | | Federal Aid | | | | \$21,120,000 | \$21,120,000 |
| | Grade and Pave, Right of Way | | Regional Swap | | | | | |

PRF

| | | | | | | | | |
|-----------------------------------|--|---------------|----------------------|--------------------|------------------|------------------|------------------|--------------------|
| 45314 | BRFN-031())--39-97 | FHWA Approved | Total | \$481,000 | | | | \$481,000 |
| Iowa Department of Transportation | IA 31: Stream 1.9 mi N of Co Rd D30 | | Federal Aid | | | | | |
| | Bridge Deck Overlay | | Regional Swap | | | | | |
| 45436 | BRFN-031())--39-97 | FHWA Approved | Total | \$540,000 | | | | \$540,000 |
| Iowa Department of Transportation | IA 31: Stream 3.2 mi S of Co Rd D22 | | Federal Aid | | | | | |
| | Bridge Deck Overlay | | Regional Swap | | | | | |
| 37982 | BRFN-175())--39-67 | FHWA Approved | Total | \$22,000 | \$22,000 | \$22,000 | \$22,000 | \$88,000 |
| Iowa Department of Transportation | IA 175: Missouri River E of Decatur Nebraska (State Share) | | Federal Aid | | | | | |
| | Bridge Cleaning | | Regional Swap | | | | | |
| 37984 | BRFN-175())--39-67 | FHWA Approved | Total | \$147,000 | \$147,000 | \$147,000 | \$147,000 | \$588,000 |
| Iowa Department of Transportation | IA 175: Missouri River E of Decatur Nebraska (State Share) | | Federal Aid | | | | | |
| | Bridge Rehabilitation, Bridge Cleaning | | Regional Swap | | | | | |
| 54605 | NHSN-003())--2R-75 | FHWA Approved | Total | \$2,457,000 | | | | \$2,457,000 |
| Iowa Department of Transportation | IA 3: In Le Mars, from Jct IA 404 to 14th Ave NE | | Federal Aid | | | | | |
| | Pavement Rehab | | Regional Swap | | | | | |
| 54684 | NHSN-060())--2R-75 | FHWA Approved | Total | \$2,550,000 | | | | \$2,550,000 |
| Iowa Department of Transportation | IA 60: US 75 Interchange to Minnesota State Line | | Federal Aid | | | | | |
| | Miscellaneous | | Regional Swap | | | | | |

| Project ID | Project Number | Approval Level | | 2024 | 2025 | 2026 | 2027 | Totals |
|------------|----------------|----------------|--|------|------|------|------|--------|
| Sponsor | Location | Letting Date | | | | | | |
| STIP ID | Work Codes | | | | | | | |

PRF

| | | | | | | | | |
|-----------------------------------|---|---------------|----------------------|--------------------|------------------|--|--|--------------------|
| 54598 | NHSN-075)--2R-75 | FHWA Approved | Total | \$500,000 | | | | \$500,000 |
| Iowa Department of Transportation | US 75: N of Maple St in Hinton to 0.1 mi S of 2nd St in Merrill (SB) | | Federal Aid | | | | | |
| | Patching | | Regional Swap | | | | | |
| 54685 | NHSN-075)--2R-97 | FHWA Approved | Total | \$1,100,000 | | | | \$1,100,000 |
| Iowa Department of Transportation | US 75: US 20 Interchange to N of Co Rd C80 | | Federal Aid | | | | | |
| | Miscellaneous | | Regional Swap | | | | | |
| 54592 | STPN-020)--2J-97 | FHWA Approved | Total | \$170,000 | | | | \$170,000 |
| Iowa Department of Transportation | US 20: Mitigation Projects for Woodbury - Ida - Sac Counties US 20 Sections 4, 5, and 6 | | Federal Aid | | | | | |
| | Wetland Mitigation | | Regional Swap | | | | | |
| 54532 | STPN-031)--2J-97 | FHWA Approved | Total | \$1,743,000 | | | | \$1,743,000 |
| Iowa Department of Transportation | IA 31: Co Rd C66 in Washta to US 59 | | Federal Aid | | | | | |
| | Culvert Extension, Right of Way | | Regional Swap | | | | | |
| 54602 | STPN-037)--2J-67 | FHWA Approved | Total | \$541,000 | | | | \$541,000 |
| Iowa Department of Transportation | IA 37: W of IA 183 in Soldier to US 30 in Dunlap | | Federal Aid | | | | | |
| | Pavement Rehab | | Regional Swap | | | | | |
| 54673 | BRFN-175)--39-67 | FHWA Approved | Total | | \$736,000 | | | \$736,000 |
| Iowa Department of Transportation | IA 175: Missouri River E of Decatur, Nebraska | | Federal Aid | | | | | |
| | Bridge Rehabilitation | | Regional Swap | | | | | |
| 48448 | IMN-029)--0E-67 | FHWA Approved | Total | | \$949,000 | | | \$949,000 |
| Iowa Department of Transportation | I 29: Co Rd E24 Interchange | | Federal Aid | | | | | |
| | Bridge Deck Overlay | | Regional Swap | | | | | |

| Project ID | Project Number | Approval Level | | 2024 | 2025 | 2026 | 2027 | Totals |
|------------|----------------|----------------|--|------|------|------|------|--------|
| Sponsor | Location | Letting Date | | | | | | |
| STIP ID | Work Codes | | | | | | | |

PRF

| | | | | | | | | |
|-----------------------------------|---|---------------|----------------------|--|--|--------------------|--|--------------------|
| 52682 | BRFN-175())--39-47 | FHWA Approved | Total | | | \$410,000 | | \$410,000 |
| Iowa Department of Transportation | IA 175: Morehead Creek 2.6 mi W of W Jct Co Rd L51 | | Federal Aid | | | | | |
| | Bridge Deck Overlay | | Regional Swap | | | | | |
| 52703 | IMN-029())--0E-67 | FHWA Approved | Total | | | \$4,500,000 | | \$4,500,000 |
| Iowa Department of Transportation | I 29: Onawa Rest Area 2.6 mi S of IA 175 (SB Rest Area Improvement | | Federal Aid | | | | | |
| | | | Regional Swap | | | | | |
| 52629 | IMN-029())--0E-97 | FHWA Approved | Total | | | \$1,484,000 | | \$1,484,000 |
| Iowa Department of Transportation | I 29: SB Weigh Station 0.6 mi N of Co Rd K35 Pave | | Federal Aid | | | | | |
| | | | Regional Swap | | | | | |
| 54658 | IMN-029())--0E-97 | FHWA Approved | Total | | | \$100,000 | | \$100,000 |
| Iowa Department of Transportation | I 29: New I-29 Interchange approx 2.5 mi S of the Co Rd D38 Interchange at Sergeant Bluff | | Federal Aid | | | | | |
| | Right of Way | | Regional Swap | | | | | |

STBG

| | | | | | | | | |
|-----------------------------------|---|---------------|----------------------|------------------|-----------------|---------------------|------------------|---------------------|
| 218 | RGPL-PA04(RTP)--ST-00 | FHWA Approved | Total | \$56,000 | \$56,000 | \$56,000 | \$56,000 | \$224,000 |
| RPA 4 | SIMPCO - RPA 4: RPA 4 FHWA PLANNING | | Federal Aid | \$46,800 | \$46,800 | \$46,800 | \$46,800 | \$187,200 |
| 24025 | Trans Planning | | Regional Swap | \$46,800 | \$46,800 | \$46,800 | \$46,800 | \$187,200 |
| 54601 | STP-143())--2C-18 | FHWA Approved | Total | \$144,000 | | | | \$144,000 |
| Iowa Department of Transportation | IA 143: E Section St to E Railroad St in Marcus | | Federal Aid | \$115,200 | | | | \$115,200 |
| 24339 | Pavement Rehab | | Regional Swap | | | | | |
| 52611 | STP-175())--2C-67 | FHWA Approved | Total | | \$23,000 | \$22,107,000 | \$200,000 | \$22,330,000 |
| Iowa Department of Transportation | IA 175: I-29 Interchange | | Federal Aid | | \$18,400 | \$17,685,600 | \$160,000 | \$17,864,000 |
| | Grade and Pave, Bridge New, Traffic Signs | | Regional Swap | | | | | |

| Project ID | Project Number | Approval Level | | 2024 | 2025 | 2026 | 2027 | Totals |
|------------|----------------|----------------|--|------|------|------|------|--------|
| Sponsor | Location | Letting Date | | | | | | |
| STIP ID | Work Codes | | | | | | | |

STBG

| | | | | | | | | |
|-----------------------------------|---|---------------|----------------------|--|--------------------|--------------------|--------------------|--------------------|
| 47089 | STP-S-C075(K-42)--5E-75 | FHWA Approved | Total | | \$5,000,000 | | | \$5,000,000 |
| Plymouth County | On K 42, from Hwy 3 N 6.7 miles to C-12 | | Federal Aid | | \$1,421,000 | | | \$1,421,000 |
| | PCC Pavement - Miscellaneous | | Regional Swap | | \$1,421,000 | | | \$1,421,000 |
| 54756 | STP-S-C097(K45)--5E-97 | FHWA Approved | Total | | \$3,000,000 | | | \$3,000,000 |
| Woodbury County | On K 45, from County line NW 7 miles to north of D53 intersection | | Federal Aid | | \$1,603,000 | | | \$1,603,000 |
| | PCC Pavement Widening/PCC Resurfacing, PCC Overlay - Unbonded | | Regional Swap | | | | | |
| 48417 | BRF-031()--38-18 | FHWA Approved | Total | | | \$1,983,000 | | \$1,983,000 |
| Iowa Department of Transportation | IA 31: Silver Creek 1.0 mi W of US 59 | | Federal Aid | | | \$1,586,400 | | \$1,586,400 |
| | Bridge New, Right of Way | | Regional Swap | | | | | |
| 52500 | BRF-175()--38-67 | FHWA Approved | Total | | | \$3,041,000 | | \$3,041,000 |
| Iowa Department of Transportation | IA 175: Little Sioux River 1.5 mi W of IA 37 | | Federal Aid | | | \$2,432,800 | | \$2,432,800 |
| | Bridge New, Right of Way | | Regional Swap | | | | | |
| 51111 | STP-S-C018()--5E-18 | FHWA Approved | Total | | | \$2,500,000 | | \$2,500,000 |
| Cherokee County | On L51, from C38 to State Highway 3 | | Federal Aid | | | \$1,600,000 | | \$1,600,000 |
| | PCC Pavement - Replace | | Regional Swap | | | \$1,600,000 | | \$1,600,000 |
| 54527 | BRF-012()--38-75 | FHWA Approved | Total | | | | \$623,000 | \$623,000 |
| Iowa Department of Transportation | IA 12: Beaver Creek 0.5 mi N of Co Rd C16 | | Federal Aid | | | | \$498,400 | \$498,400 |
| | Bridge Deck Overlay | | Regional Swap | | | | | |
| 54544 | BRF-012()--38-75 | FHWA Approved | Total | | | | \$2,816,000 | \$2,816,000 |
| Iowa Department of Transportation | IA 12: Broken Kettle Creek 0.1 mi N of S Jct Co Rd K18 | | Federal Aid | | | | \$2,252,800 | \$2,252,800 |
| | Bridge New, Right of Way | | Regional Swap | | | | | |

| Project ID | Project Number | Approval Level | | 2024 | 2025 | 2026 | 2027 | Totals |
|------------|----------------|----------------|--|------|------|------|------|--------|
| Sponsor | Location | Letting Date | | | | | | |
| STIP ID | Work Codes | | | | | | | |

STBG

| | | | | | | | | |
|-----------------------------------|---|---------------|----------------------|--|--|--|--------------------|--------------------|
| 54711 | BRF-037()--38-67 | FHWA Approved | Total | | | | \$399,000 | \$399,000 |
| Iowa Department of Transportation | IA 37: Norway Creek 2.6 mi E of IA 183 | | Federal Aid | | | | \$319,200 | \$319,200 |
| | Bridge Deck Overlay | | Regional Swap | | | | | |
| 54713 | BRF-075()--38-75 | FHWA Approved | Total | | | | \$935,000 | \$935,000 |
| Iowa Department of Transportation | US 75: W Fork Floyd River 2.4 mi N of Co Rd R38 | | Federal Aid | | | | \$748,000 | \$748,000 |
| | Bridge Deck Overlay | | Regional Swap | | | | | |
| 48568 | BRF-175()--38-97 | FHWA Approved | Total | | | | \$1,729,000 | \$1,729,000 |
| Iowa Department of Transportation | IA 175: Reynolds Creek 1.6 mi W of Co Rd L37 | | Federal Aid | | | | \$1,383,200 | \$1,383,200 |
| | Bridge New, Right of Way | | Regional Swap | | | | | |
| 47095 | STP-S-C075(137)--5E-75 | FHWA Approved | Total | | | | \$2,800,000 | \$2,800,000 |
| Plymouth County | On K 22, from Hwy 3 N 7.0 miles to County Line | | Federal Aid | | | | \$1,820,000 | \$1,820,000 |
| | HMA Resurfacing/Cold-in-Place Recycling | | Regional Swap | | | | \$1,820,000 | \$1,820,000 |

SWAP-STBG

| | | | | | | | | |
|----------|---|---------------|----------------------|--|------------------|------------------|--|------------------|
| 47176 | STBG-SWAP-1272()--SG-18 | FHWA Approved | Total | | \$410,000 | | | \$410,000 |
| Cherokee | In the city of Cherokee, W Main Street from N. 11th Street to N. 6th Street resurfacing | | Federal Aid | | | | | |
| | Pavement Rehab | | Regional Swap | | \$328,000 | | | \$328,000 |
| 47178 | STBG-SWAP-4257()--SG-75 | FHWA Approved | Total | | \$540,750 | | | \$540,750 |
| Le Mars | In the city of Le Mars, 12th Street SE from 2nd Avenue SE to 7th Avenue SE (K49) | | Federal Aid | | | | | |
| | Pavement Rehab | | Regional Swap | | \$432,600 | | | \$432,600 |
| 51135 | STBG-SWAP-1272()--SG-18 | FHWA Approved | Total | | | \$630,000 | | \$630,000 |
| Cherokee | In the city of Cherokee, On W Bluff Street, from N 9th Street to the CN Railroad | | Federal Aid | | | | | |
| | Pavement Rehab | | Regional Swap | | | \$504,000 | | \$504,000 |
| | | | | | | \$504,000 | | \$504,000 |

| Project ID | Project Number | Approval Level | | 2024 | 2025 | 2026 | 2027 | Totals |
|------------|----------------|----------------|--|------|------|------|------|--------|
| Sponsor | Location | Letting Date | | | | | | |
| STIP ID | Work Codes | | | | | | | |

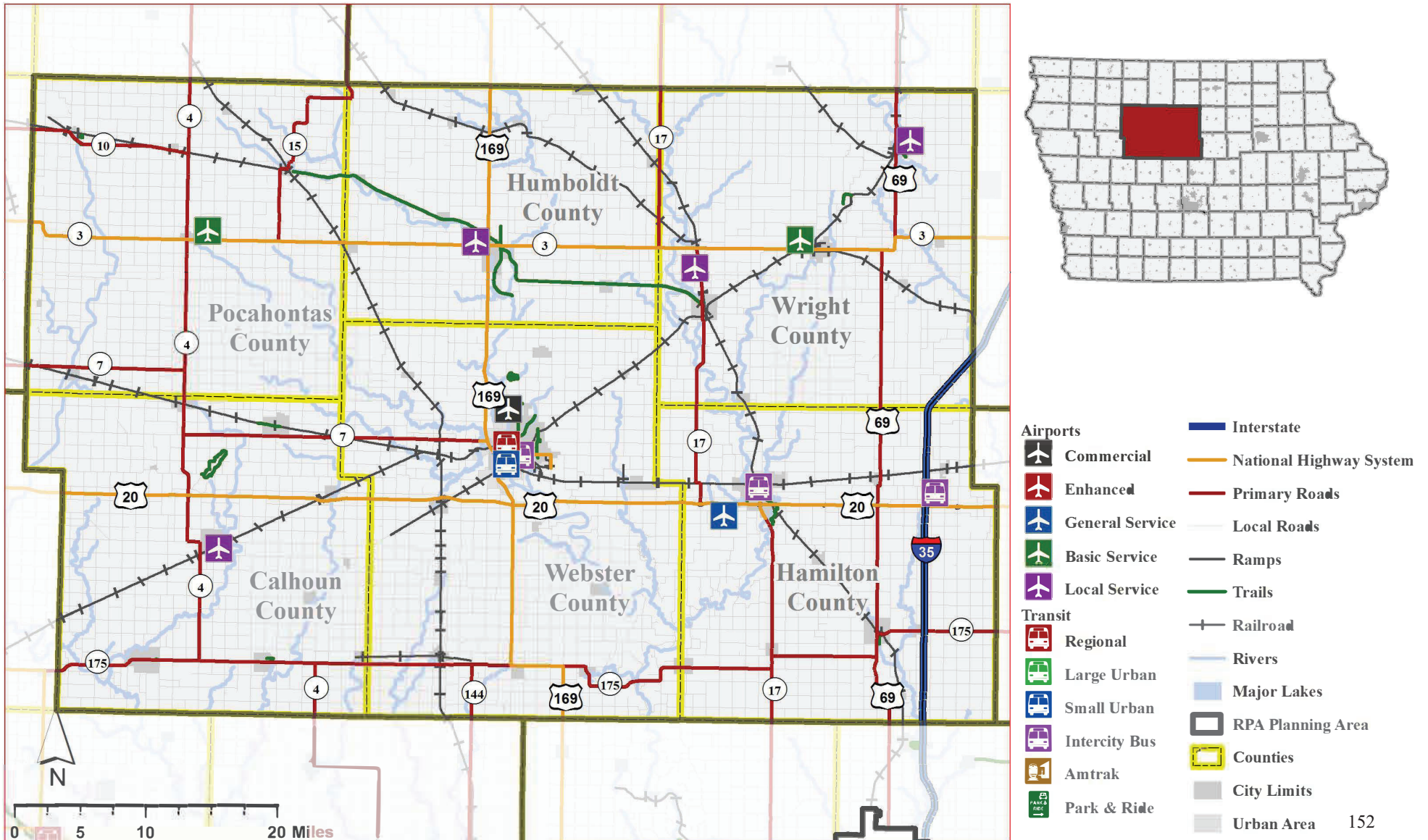
SWAP-STBG

| | | | | | | | | |
|----------|---|---------------|--------------------|--|--|--|--------------------|--------------------|
| 53212 | STBG-SWAP-1272()-SG-18 | FHWA Approved | Total | | | | \$1,092,000 | \$1,092,000 |
| Cherokee | In the city of Cherokee, On N 11TH ST from north of St. Andrews Dr to 1549 520th street | | Federal Aid | | | | | |
| | | | Regional | | | | \$873,600 | \$873,600 |
| | | | Swap | | | | \$873,600 | \$873,600 |

TAP

| | | | | | | | | |
|-----------------|---|---------------|--------------------|------------------|------------------|------------------|--|------------------|
| 37814 | TAP-R-1595(601)--8T-97 | FHWA Approved | Total | \$44,000 | | | | \$44,000 |
| Correctionville | In the city of Correctionville, interpretive display in Van Houten Park, at the southeast corner of Aspen St and Hwy 20 | 8/03/2021 | Federal Aid | \$34,720 | | | | \$34,720 |
| 24153 | Historic Preservation | | Regional | \$34,720 | | | | \$34,720 |
| | | | Swap | | | | | |
| 38952 | TAP-R-4762(602)--8T-18 | FHWA Approved | Total | \$395,880 | | | | \$395,880 |
| Marcus | In the city of Marcus, PCC rec trail from the City Park around the School, residential areas, golf course, & Holmes St | 12/19/2023 | Federal Aid | \$329,900 | | | | \$329,900 |
| 24117 | Ped/Bike Grade & Pave | | Regional | \$329,900 | | | | \$329,900 |
| | | | Swap | | | | | |
| 51136 | TAP-R-5700()-8T-67 | FHWA Approved | Total | | \$289,151 | | | \$289,151 |
| Onawa | In the city of Onawa, On 13TH ST | | Federal Aid | | \$231,321 | | | \$231,321 |
| | Recreational Trail | | Regional | | \$231,321 | | | \$231,321 |
| | | | Swap | | | | | |
| 51137 | TAP-U-4257()-8I-75 | FHWA Approved | Total | | | \$675,332 | | \$675,332 |
| Le Mars | In the city of Le Mars, Replace wooden pedestrian bridge over Willow Creek | | Federal Aid | | | \$287,575 | | \$287,575 |
| | Ped/Bike Structures | | Regional | | | \$287,575 | | \$287,575 |
| | | | Swap | | | | | |

RPA 5 - Mid-Iowa Development Association Council of Governments
602 1st Avenue South, Fort Dodge, IA 50501
Phone: 515-576-7183, Fax: 515-576-7184, www.midascog.net



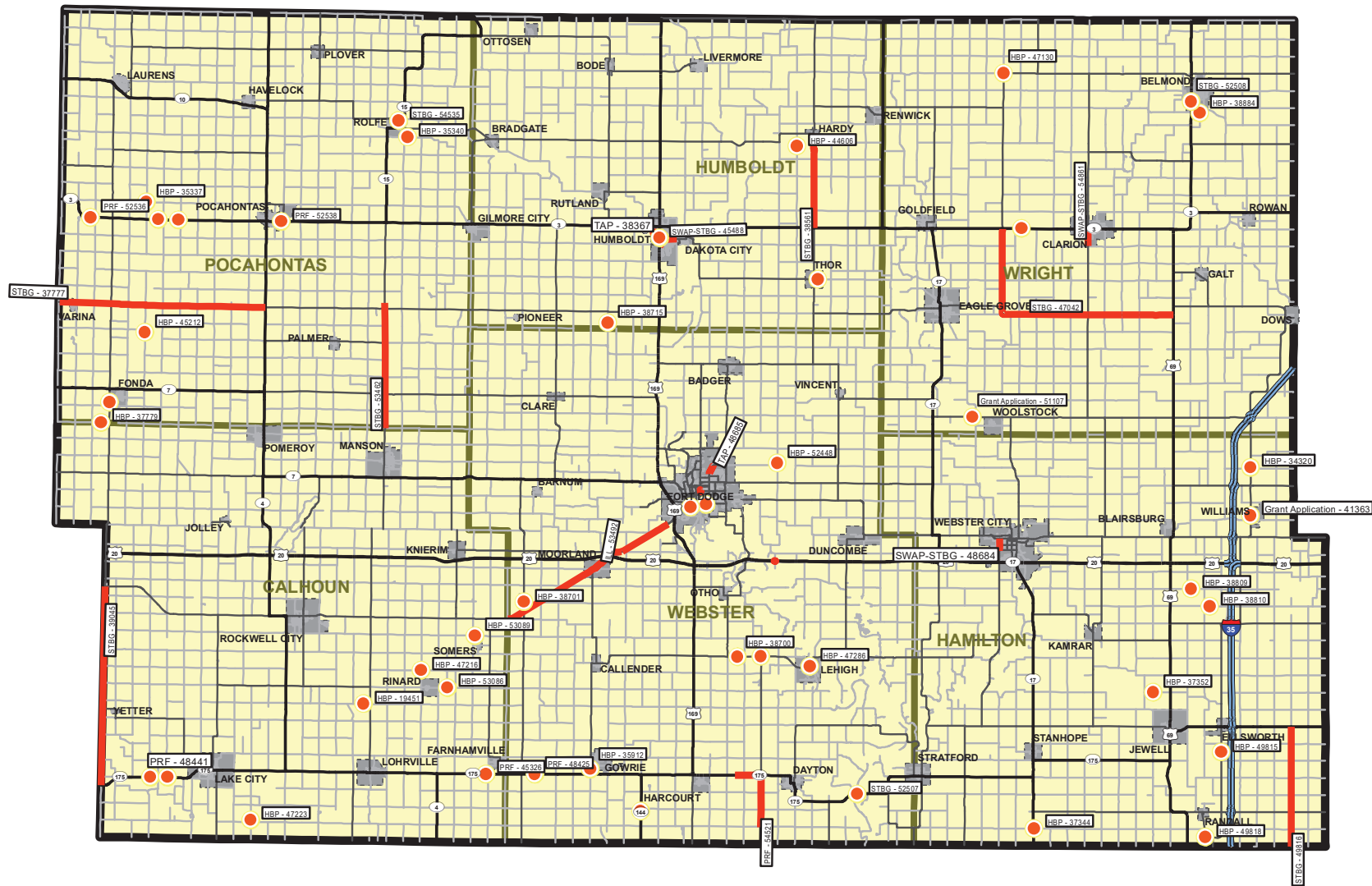
2024 Transportation Improvement Program

Map key:

- / — Road or Bridge work
- [STBG-5771] Funding program ("STBG") and TPMS ID number ("5771")

To locate project in print listing:

1. Look under funding program - i.e STBG, TAP, etc.
2. Locate county in which project sits
3. Find the TPMS number - e.g. "10238"



RPA 5

| Project ID | Project Number | Approval Level | | 2024 | 2025 | 2026 | 2027 | Totals |
|------------|----------------|----------------|--|------|------|------|------|--------|
| Sponsor | Location | Letting Date | | | | | | |
| STIP ID | Work Codes | | | | | | | |

Grant Application

| | | | | | | | | |
|-----------------|--|---------------|----------------------|--------------------|--------------------|--|--|--------------------|
| 41363 | DGA-C040(601)--XT-40 | FHWA Approved | Total | \$4,000,000 | | | | \$4,000,000 |
| Hamilton County | On R 75, Over CC RR, S27 T89 R23 | 6/18/2024 | Federal Aid | \$1,000,000 | | | | \$1,000,000 |
| 24156 | Bridge Replacement | | Regional Swap | | | | | |
| | | | Grant App | \$2,200,000 | | | | \$2,200,000 |
| 51107 | DGA-C099(103)--XT-99 | FHWA Approved | Total | | \$2,750,000 | | | \$2,750,000 |
| Wright County | On C 70, Over BOONE RIVER, S25 T90 R26 | 9/17/2024 | Federal Aid | | | | | |
| | Bridge Replacement-PPCB | | Regional Swap | | | | | |
| | | | Grant App | | \$2,200,000 | | | \$2,200,000 |

HBP

| | | | | | | | | |
|-----------------|---|---------------|----------------------|--------------------|------------------|--|--|--------------------|
| 36996 | BROS-2690(631)--8J-94 | FHWA Approved | Total | \$1,200,000 | | | | \$1,200,000 |
| Fort Dodge | In the city of Fort Dodge, On HIGHLAND PARK AVE, Over OVER UP RR, S29 T89 R28 | 1/17/2024 | Federal Aid | \$1,000,000 | | | | \$1,000,000 |
| 24092 | Bridge Replacement | | Regional Swap | | | | | |
| 47216 | BROS-C013(106)--5F-13 | FHWA Approved | Total | \$1,200,000 | | | | \$1,200,000 |
| Calhoun County | On Valley Ave, Over West Cedar Creek, S17 T87 N R31 W | 2/20/2024 | Federal Aid | \$1,199,000 | | | | \$1,199,000 |
| 24169 | RCB Culvert Replacement - Twin Box | | Regional Swap | | | | | |
| 38809 | BROS-C040(112)--5F-40 | FHWA Approved | Total | \$400,000 | | | | \$400,000 |
| Hamilton County | On 250th St., Over Branch of South Skunk River (D.D. #4: Castner-Williams-Askland), in NW S23 T88N R24W | 11/21/2023 | Federal Aid | \$400,000 | | | | \$400,000 |
| 24155 | Bridge Replacement | | Regional Swap | | | | | |
| 19451 | BROS-C013(105)--8J-13 | FHWA Approved | Total | | \$700,000 | | | \$700,000 |
| Calhoun County | On 320TH ST, Over Purgatory Creek, S27 T87 R32 | 12/17/2024 | Federal Aid | | \$699,000 | | | \$699,000 |
| | Bridge Replacement | | Regional Swap | | | | | |

| Project ID | Project Number | Approval Level | | 2024 | 2025 | 2026 | 2027 | Totals |
|------------|----------------|----------------|--|------|------|------|------|--------|
| Sponsor | Location | Letting Date | | | | | | |
| STIP ID | Work Codes | | | | | | | |

HBP

| | | | | | | | | |
|-------------------|---|---------------|----------------------|--|--------------------|--|--|--------------------|
| 37344 | BROS-C040()-8J-40 | FHWA Approved | Total | | \$550,000 | | | \$550,000 |
| Hamilton County | On 390th St., Over SQUAW CREEK, NW S32 T86 R25 | | Federal Aid | | \$550,000 | | | \$550,000 |
| | Bridge Replacement | | Regional Swap | | | | | |
| 38715 | BROS-C046()-8J-46 | FHWA Approved | Total | | \$155,000 | | | \$155,000 |
| Humboldt County | On Iowa Avenue, Over drainage ditch, from C49 S 0.7 miles to H. Web. Jt 1-10 Crossing S33 T91 R29 | | Federal Aid | | \$150,000 | | | \$150,000 |
| | Bridge Replacement | | Regional Swap | | | | | |
| 37779 | BROS-C076()-8J-76 | FHWA Approved | Total | | \$771,000 | | | \$771,000 |
| Pocahontas County | On 640th St / 160Th St, Over BIG CEDAR CR DD 181, between S33 T90 R34 and S4 T89 R34 | | Federal Aid | | \$700,000 | | | \$700,000 |
| | Bridge Replacement | | Regional Swap | | | | | |
| 35337 | BROS-C076(Crooked)--8J-76 | FHWA Approved | Total | | \$605,000 | | | \$605,000 |
| Pocahontas County | On 150th Ave and 510th St, Over BIG CEDAR CK DD #41, at NW S36 T92 R34 (Crooked Bridge) | | Federal Aid | | \$600,000 | | | \$600,000 |
| | Bridge Replacement | | Regional Swap | | | | | |
| 35340 | BROS-C076(Garf 4/9)--8J-76 | FHWA Approved | Total | | \$503,000 | | | \$503,000 |
| Pocahontas County | On 470TH ST, Over CROOKED CREEK, S9 T92 R31 | | Federal Aid | | \$500,000 | | | \$500,000 |
| | Bridge Replacement | | Regional Swap | | | | | |
| 38884 | BROS-C099()-8J-99 | FHWA Approved | Total | | \$850,000 | | | \$850,000 |
| Wright County | On Taylor Ave, Over Luicks Creek, in S31 T93N R23W | | Federal Aid | | \$850,000 | | | \$850,000 |
| | Bridge Replacement | | Regional Swap | | | | | |
| 47286 | BRS-4290(602)--60-94 | FHWA Approved | Total | | \$4,500,000 | | | \$4,500,000 |
| Webster County | On E HILL ST, Over DES MOINES RIVER, S12 T87 R28 | 11/19/2024 | Federal Aid | | \$2,500,000 | | | \$2,500,000 |
| | Bridge Replacement-PPCB | | Regional Swap | | | | | |

| Project ID | Project Number | Approval Level | | 2024 | 2025 | 2026 | 2027 | Totals |
|-----------------|---|----------------|----------------------|------|------------------|------------------|------|------------------|
| Sponsor | Location | Letting Date | | | | | | |
| STIP ID | Work Codes | | | | | | | |
| HBP | | | | | | | | |
| 49818 | BRS-C040()--60-40 | FHWA Approved | Total | | \$450,000 | | | \$450,000 |
| Hamilton County | On TOLLMAN AVE, Over CREEK, S36 T86 R24 | | Federal Aid | | \$360,000 | | | \$360,000 |
| | RCB Culvert Replacement - Single Box | | Regional Swap | | \$90,000 | | | \$90,000 |
| 38700 | BRS-C094(135)--60-94 | FHWA Approved | Total | | \$360,000 | | | \$360,000 |
| Webster County | On D43, Over S.BR.CROOKED CREEK, along NLINE S8 T87N R28W | 3/21/2023 | Federal Aid | | \$288,000 | | | \$288,000 |
| | Bridge Replacement | | Regional Swap | | \$72,000 | | | \$72,000 |
| 35207 | BRS-C094(136)--60-94 | FHWA Approved | Total | | \$400,000 | | | \$400,000 |
| Webster County | On D43, Over CROOKED CREEK, along NLINE S9 T87 R28 | 3/21/2023 | Federal Aid | | \$320,000 | | | \$320,000 |
| | Bridge Replacement | | Regional Swap | | \$80,000 | | | \$80,000 |
| 47223 | BROS-C013()--5F-13 | FHWA Approved | Total | | | \$700,000 | | \$700,000 |
| Calhoun County | On Langley Ave, Over Stream, between 380th Street and 390th Street, S27 T86 N R33 W | | Federal Aid | | | \$699,000 | | \$699,000 |
| | RCB Culvert Replacement - Twin Box | | Regional Swap | | | | | |
| 37352 | BROS-C040()--8J-40 | FHWA Approved | Total | | | \$550,000 | | \$550,000 |
| Hamilton County | On 310TH ST, Over Main Branch of Mud Lake DD #71, NW S21 T87 R24 | | Federal Aid | | | \$550,000 | | \$550,000 |
| | Bridge Replacement | | Regional Swap | | | | | |
| 38810 | BROS-C040()--8J-40 | FHWA Approved | Total | | | \$400,000 | | \$400,000 |
| Hamilton County | On 260th St., Over Branch of South Skunk River, in NW S25 T88N R24W | | Federal Aid | | | \$400,000 | | \$400,000 |
| | Bridge Replacement | | Regional Swap | | | | | |
| 44606 | BROS-C046()--8J-46 | FHWA Approved | Total | | | \$145,000 | | \$145,000 |
| Humboldt County | On TEXAS AVE, Over DD, from 165th st S 0.7 miles S8 T92 R27 | | Federal Aid | | | \$140,000 | | \$140,000 |
| | Bridge Replacement | | Regional Swap | | | | | |

| Project ID | Project Number | Approval Level | | 2024 | 2025 | 2026 | 2027 | Totals |
|------------|----------------|----------------|--|------|------|------|------|--------|
| Sponsor | Location | Letting Date | | | | | | |
| STIP ID | Work Codes | | | | | | | |

HBP

| | | | | | | | | |
|-------------------|---|---------------|----------------------|--|--|------------------|--------------------|--------------------|
| 47130 | BROS-C099()-8J-99 | FHWA Approved | Total | | | \$900,000 | | \$900,000 |
| Wright County | On C 20, Over DRAINAGE DITCH 107, S20 T93 R25 | | Federal Aid | | | \$900,000 | | \$900,000 |
| | Bridge Replacement | | Regional Swap | | | | | |
| 53089 | BROS-7135()-5F-13 | FHWA Approved | Total | | | | \$700,000 | \$700,000 |
| Calhoun County | In the city of Somers, On P 20, Over CEDAR CREEK, S2 T87 R31 | | Federal Aid | | | | \$699,000 | \$699,000 |
| | Bridge Replacement-CCS | | Regional Swap | | | | | |
| 53086 | BROS-C013()-5F-13 | FHWA Approved | Total | | | | \$700,000 | \$700,000 |
| Calhoun County | On D 46, Over E CEDAR CREEK, S21 T87 R31 | | Federal Aid | | | | \$699,000 | \$699,000 |
| | Bridge Replacement-CCS | | Regional Swap | | | | | |
| 45212 | BROS-C076(1/2Ced)-8J-76 | FHWA Approved | Total | | | | \$720,000 | \$720,000 |
| Pocahontas County | On N 33, Over BIG CEDAR CREEK, S1 T90 R34 | | Federal Aid | | | | \$715,000 | \$715,000 |
| | Bridge New-CCS | | Regional Swap | | | | | |
| 52448 | BROS-C094(970708)-5F-94 | FHWA Approved | Total | | | | \$350,000 | \$350,000 |
| Webster County | On P 63, Over DRAINAGE, S7 T89 R27 | | Federal Aid | | | | \$350,000 | \$350,000 |
| | Bridge Replacement-CCS | | Regional Swap | | | | | |
| 53461 | BRS-2642(601)-60-76 | FHWA Approved | Total | | | | \$1,405,000 | \$1,405,000 |
| Pocahontas County | In the city of Fonda, On N 28, Over BIG CEDAR CREEK, S27 T90 R34 | | Federal Aid | | | | \$1,120,000 | \$1,120,000 |
| | Bridge Replacement-PPCB | | Regional Swap | | | | \$280,000 | \$280,000 |
| 34320 | BRS-C040()-60-40 | FHWA Approved | Total | | | | \$450,000 | \$450,000 |
| Hamilton County | On R-75, from 180th Street North approximately 0.1 miles, S10, T89, R23 | | Federal Aid | | | | \$360,000 | \$360,000 |
| | Bridge Replacement | | Regional Swap | | | | \$90,000 | \$90,000 |

| Project ID | Project Number | Approval Level | | 2024 | 2025 | 2026 | 2027 | Totals |
|------------|----------------|----------------|--|------|------|------|------|--------|
| Sponsor | Location | Letting Date | | | | | | |
| STIP ID | Work Codes | | | | | | | |

HBP

| | | | | | | | | |
|-----------------|--|---------------|----------------------|--|--|--|------------------|------------------|
| 49815 | BRS-C040()--60-40 | FHWA Approved | Total | | | | \$450,000 | \$450,000 |
| Hamilton County | On R 61, Over CREEK, S6 T86 R23 | | Federal Aid | | | | \$360,000 | \$360,000 |
| | RCB Culvert Replacement - Single Box | | Regional Swap | | | | \$90,000 | \$90,000 |
| 38701 | BRS-C094()--60-94 | FHWA Approved | Total | | | | \$400,000 | \$400,000 |
| Webster County | On P29, Over DRAINAGE DITCH, along WLINE S20 T88N R30W | | Federal Aid | | | | \$320,000 | \$320,000 |
| | Bridge Replacement | | Regional Swap | | | | \$80,000 | \$80,000 |
| 35912 | BRS-C094(601207)--60-94 | FHWA Approved | Total | | | | \$350,000 | \$350,000 |
| Webster County | On P33, Over STREAM-D.D.196, along WLINE S12 T86 R30 | | Federal Aid | | | | \$280,000 | \$280,000 |
| | Bridge Replacement | | Regional Swap | | | | \$70,000 | \$70,000 |

HSIP

| | | | | | | | | |
|-----------------------------------|--------------------------------|---------------|----------------------|------------------|--|--|--|------------------|
| 54654 | HSIPX-020()--3L-94 | FHWA Approved | Total | \$600,000 | | | | \$600,000 |
| Iowa Department of Transportation | US 20: Poplar Ave Intersection | | Federal Aid | \$540,000 | | | | \$540,000 |
| 24373 | Grade and Pave | | Regional Swap | | | | | |

ILL

| | | | | | | | | |
|----------------|--|---------------|----------------------|--|--|--------------------|--|--------------------|
| 53492 | ILL-C094(D20/D36)--92-94 | FHWA Approved | Total | | | \$8,000,000 | | \$8,000,000 |
| Webster County | On D20/D36, from County Line NE 13 miles to Fort Dodge | | Federal Aid | | | | | |
| | HMA Pavement Widening/HMA Resurfacing | | Regional Swap | | | | | |

PRF

| | | | | | | | | |
|-----------------------------------|--|---------------|----------------------|------------------|--|--|--|------------------|
| 45326 | BRFN-175()--39-13 | FHWA Approved | Total | \$484,000 | | | | \$484,000 |
| Iowa Department of Transportation | IA 175: Hardin Creek 0.7 mi W of Co Rd P21 | | Federal Aid | | | | | |
| | Bridge Deck Overlay | | Regional Swap | | | | | |

| Project ID | Project Number | Approval Level | | 2024 | 2025 | 2026 | 2027 | Totals |
|------------|----------------|----------------|--|------|------|------|------|--------|
| Sponsor | Location | Letting Date | | | | | | |
| STIP ID | Work Codes | | | | | | | |

PRF

| | | | | | | | | |
|-----------------------------------|---|---------------|----------------------|------------------|--------------------|--|--|--------------------|
| 54521 | NHSN-169)--2R-94 | FHWA Approved | Total | \$277,000 | | | | \$277,000 |
| Iowa Department of Transportation | US 169: At Co Rd D68 and 1.3 mi W of E Jct IA 175 (2 Locations) | | Federal Aid | | | | | |
| | Grading, Right of Way | | Regional Swap | | | | | |
| 48462 | BRFN-175)--39-13 | FHWA Approved | Total | | \$723,000 | | | \$723,000 |
| Iowa Department of Transportation | IA 175: Lake Creek 2.0 mi W of Co Rd N37 | | Federal Aid | | | | | |
| | Bridge Deck Overlay | | Regional Swap | | | | | |
| 48441 | BRFN-175)--39-13 | FHWA Approved | Total | | \$645,000 | | | \$645,000 |
| Iowa Department of Transportation | IA 175: Prairie Creek 3.0 mi E of Co Rd N28 | | Federal Aid | | | | | |
| | Bridge Deck Overlay | | Regional Swap | | | | | |
| 48563 | BRFN-926)--39-94 | FHWA Approved | Total | | \$601,000 | | | \$601,000 |
| Iowa Department of Transportation | IStatewide: Bus US 20 over CN RR and 7th St 1.5 mi N of S Jct US 169 in Fort Dodge (EB) | | Federal Aid | | | | | |
| | Bridge Deck Overlay | | Regional Swap | | | | | |
| 48471 | BRFN-926)--39-94 | FHWA Approved | Total | | \$1,100,000 | | | \$1,100,000 |
| Iowa Department of Transportation | IStatewide: Bus US 20 over Des Moines Riv and B Ave 1.3 mi N of S Jct US 169 in Fort Dodge (EB) | | Federal Aid | | | | | |
| | Bridge Deck Overlay | | Regional Swap | | | | | |
| 48461 | IMN-035)--0E-40 | FHWA Approved | Total | | \$3,168,000 | | | \$3,168,000 |
| Iowa Department of Transportation | I 35: IA 175 Interchange (NB/SB) | | Federal Aid | | | | | |
| | Bridge Deck Overlay | | Regional Swap | | | | | |

| Project ID | Project Number | Approval Level | | 2024 | 2025 | 2026 | 2027 | Totals |
|------------|----------------|----------------|--|------|------|------|------|--------|
| Sponsor | Location | Letting Date | | | | | | |
| STIP ID | Work Codes | | | | | | | |

PRF

| | | | | | | | | |
|-----------------------------------|---|---------------|----------------------|--|------------------|------------------|--|------------------|
| 48425 | STPN-175())--2J-94 | FHWA Approved | Total | | \$726,000 | | | \$726,000 |
| Iowa Department of Transportation | IA 175: Ditch #52 0.8 mi E of Co Rd P29 | | Federal Aid | | | | | |
| | Culvert Replacement, Right of Way | | Regional Swap | | | | | |
| 52536 | BRFN-003())--39-76 | FHWA Approved | Total | | | \$275,000 | | \$275,000 |
| Iowa Department of Transportation | IA 3: Little Cedar Creek 4.4 mi E of Co Rd N14 | | Federal Aid | | | | | |
| | Bridge Deck Overlay | | Regional Swap | | | | | |
| 52538 | BRFN-003())--39-76 | FHWA Approved | Total | | | \$626,000 | | \$626,000 |
| Iowa Department of Transportation | IA 3: Lizard Creek 0.9 mi E of IA 4 in Pocahontas | | Federal Aid | | | | | |
| | Bridge Deck Overlay | | Regional Swap | | | | | |

STBG

| | | | | | | | | |
|-----------------------------------|--|---------------|----------------------|--------------------|--|--|--|--------------------|
| 45356 | BRF-003())--38-76 | FHWA Approved | Total | \$1,208,000 | | | | \$1,208,000 |
| Iowa Department of Transportation | IA 3: Big Cedar Creek 6.3 mi W of IA 4 | | Federal Aid | \$966,400 | | | | \$966,400 |
| 24294 | Culvert Replacement, Right of Way | | Regional Swap | | | | | |
| 39045 | STP-S-C013(84)--5E-13 | FHWA Approved | Total | \$8,000,000 | | | | \$8,000,000 |
| Calhoun County | On N28 Dakota Ave, from Ia Hwy 175 North 11.5 Miles to D36 (255th St.) | | Federal Aid | \$2,000,000 | | | | \$2,000,000 |
| 24168 | PCC Pavement - Grade and Replace | | Regional Swap | \$2,000,000 | | | | \$2,000,000 |
| 38561 | STP-S-C046())--5E-46 | FHWA Approved | Total | \$2,000,000 | | | | \$2,000,000 |
| Humboldt County | On P 66, from US Hwy 3 5.5 miles to C26 | | Federal Aid | \$1,000,000 | | | | \$1,000,000 |
| 24167 | Pavement Rehab | | Regional Swap | \$1,000,000 | | | | \$1,000,000 |
| 37777 | STP-S-C076(74)--5E-76 | FHWA Approved | Total | \$2,277,044 | | | | \$2,277,044 |
| Pocahontas County | On C-49 (570th Street), from 100th Avenue E 12 miles to Hwy 4 (220th Avenue) | 11/21/2023 | Federal Aid | \$1,500,000 | | | | \$1,500,000 |
| 24192 | Pavement Rehab | | Regional Swap | \$1,500,000 | | | | \$1,500,000 |

| Project ID | Project Number | Approval Level | | 2024 | 2025 | 2026 | 2027 | Totals |
|------------|----------------|----------------|--|------|------|------|------|--------|
| Sponsor | Location | Letting Date | | | | | | |
| STIP ID | Work Codes | | | | | | | |

STBG

| | | | | | | | | |
|-----------------------------------|---|---------------|----------------------|--|--------------------|--------------------|-----------------|--------------------|
| 280 | RGPL-PA05()--ST-94 | FHWA Approved | Total | | \$43,750 | \$43,750 | \$43,750 | \$131,250 |
| RPA 5 | MIDAS - RPA 5: RPA 5 TRANSPORTATION PLANNING | | Federal Aid | | \$35,000 | \$35,000 | \$35,000 | \$105,000 |
| | Trans Planning | | Regional Swap | | \$35,000 | \$35,000 | \$35,000 | \$105,000 |
| 47042 | STP-S-C099()--5E-99 | FHWA Approved | Total | | \$2,671,000 | | | \$2,671,000 |
| Wright County | On R33 and C54, from Hwy 3 South 5 miles then east 10 miles to Hwy 69 | | Federal Aid | | \$1,632,492 | | | \$1,632,492 |
| | HMA Resurfacing | | Regional Swap | | \$1,632,492 | | | \$1,632,492 |
| 52511 | BRF-003()--38-76 | FHWA Approved | Total | | | \$1,346,000 | | \$1,346,000 |
| Iowa Department of Transportation | IA 3: Drainage Ditch 5.0 mi W of IA 4 | | Federal Aid | | | \$1,076,800 | | \$1,076,800 |
| | Culvert Replacement, Right of Way | | Regional Swap | | | | | |
| 52506 | BRF-003()--38-99 | FHWA Approved | Total | | | \$1,728,000 | | \$1,728,000 |
| Iowa Department of Transportation | IA 3: Eagle Creek 5.3 mi E of E Jct IA 17 | | Federal Aid | | | \$1,382,400 | | \$1,382,400 |
| | Bridge New, Right of Way | | Regional Swap | | | | | |
| 52537 | BRF-020()--38-40 | FHWA Approved | Total | | | \$749,000 | | \$749,000 |
| Iowa Department of Transportation | US 20: Co Rd R38 Interchange | | Federal Aid | | | \$599,200 | | \$599,200 |
| | Bridge Deck Overlay | | Regional Swap | | | | | |
| 49816 | STP-S-C040()--5E-40 | FHWA Approved | Total | | | \$3,325,000 | | \$3,325,000 |
| Hamilton County | On R 77, from HWY 175 S 7 miles to STORY COUNTY | | Federal Aid | | | \$1,990,000 | | \$1,990,000 |
| | HMA Resurfacing with Milling | | Regional Swap | | | \$1,990,000 | | \$1,990,000 |
| 52736 | STP-U-2690()--70-94 | FHWA Approved | Total | | | \$3,246,000 | | \$3,246,000 |
| Fort Dodge | In the city of Fort Dodge, On N 15TH ST, from 1ST AVE N to 3RD AVE N | | Federal Aid | | | \$2,000,000 | | \$2,000,000 |
| | PCC Pavement - Replace | | Regional Swap | | | \$2,000,000 | | \$2,000,000 |

| Project ID | Project Number | Approval Level | | 2024 | 2025 | 2026 | 2027 | Totals |
|------------|----------------|----------------|--|------|------|------|------|--------|
| Sponsor | Location | Letting Date | | | | | | |
| STIP ID | Work Codes | | | | | | | |

STBG

| | | | | | | | | |
|-----------------------------------|--|---------------|----------------------|--|--|--|---------------------|---------------------|
| 54535 | BRF-015()--38-76 | FHWA Approved | Total | | | | \$2,505,000 | \$2,505,000 |
| Iowa Department of Transportation | IA 15: Pilot Creek at the N Jct Co Rd C26 | | Federal Aid | | | | \$2,004,000 | \$2,004,000 |
| | Bridge New, Right of Way | | Regional Swap | | | | | |
| 52508 | BRF-069()--38-99 | FHWA Approved | Total | | | | \$4,481,000 | \$4,481,000 |
| Iowa Department of Transportation | US 69: Iowa River 1.4 mi S of S Jct Co Rd C20 in Belmont | | Federal Aid | | | | \$3,584,800 | \$3,584,800 |
| | Bridge New, Right of Way | | Regional Swap | | | | | |
| 54534 | BRF-144()--38-94 | FHWA Approved | Total | | | | \$1,184,000 | \$1,184,000 |
| Iowa Department of Transportation | IA 144: East Buttrick Creek 2.2 mi S of IA 175 | | Federal Aid | | | | \$947,200 | \$947,200 |
| | Bridge New, Right of Way | | Regional Swap | | | | | |
| 54677 | BRF-169()--38-46 | FHWA Approved | Total | | | | \$3,502,000 | \$3,502,000 |
| Iowa Department of Transportation | US 169: W Fork Des Moines River 0.6 mi S of IA 3 in Humboldt | | Federal Aid | | | | \$2,801,600 | \$2,801,600 |
| | Bridge Rehabilitation | | Regional Swap | | | | | |
| 52507 | BRF-175()--38-94 | FHWA Approved | Total | | | | \$12,881,000 | \$12,881,000 |
| Iowa Department of Transportation | IA 175: Des Moines River 1.8 mi E of Co Rd P70 | | Federal Aid | | | | \$10,304,800 | \$10,304,800 |
| | Bridge New, Right of Way | | Regional Swap | | | | | |
| 53462 | STP-S-C076(N-65 south)--5E-76 | FHWA Approved | Total | | | | \$2,353,000 | \$2,353,000 |
| Pocahontas County | On N-65 (290th Avenue), from 75 feet north of C-49 | | Federal Aid | | | | \$1,500,000 | \$1,500,000 |
| | S 7 miles to Calhoun County Line | | Regional Swap | | | | \$1,500,000 | \$1,500,000 |
| | HMA Resurfacing/Cold-in-Place Recycling | | | | | | | |

SWAP-STBG

| | | | | | | | | |
|----------|--|---------------|----------------------|------------------|--|--|--|------------------|
| 45488 | STBG-SWAP-3595(610)--SG-46 | FHWA Approved | Total | \$900,000 | | | | \$900,000 |
| Humboldt | In the city of Humboldt, Rehab of Sumner Ave from the intersection of 13th St SW East to the Humboldt city limits. | 11/21/2023 | Federal Aid | | | | | |
| | | | Regional Swap | \$900,000 | | | | \$900,000 |
| | Pavement Rehab | | | \$900,000 | | | | \$900,000 |

| Project ID | Project Number | Approval Level | | 2024 | 2025 | 2026 | 2027 | Totals |
|------------|----------------|----------------|--|------|------|------|------|--------|
| Sponsor | Location | Letting Date | | | | | | |
| STIP ID | Work Codes | | | | | | | |

SWAP-STBG

| | | | | | | | | |
|--------------|--|---------------|--------------------|------------------|--------------------|--|--------------------|--------------------|
| 45452 | STBG-SWAP-7637(601)--SG-46 | FHWA Approved | Total | \$170,000 | | | | \$170,000 |
| Thor | In the city of Thor, In the city of Thor: Dean St approx .25 miles east of P66 | 10/15/2024 | Federal Aid | | | | | |
| | Bridge Replacement | | Regional | \$170,000 | | | | \$170,000 |
| | | | Swap | \$170,000 | | | | \$170,000 |
| 48684 | STBG-SWAP-8212)--SG-40 | FHWA Approved | Total | | \$1,180,000 | | | \$1,180,000 |
| Webster City | In the city of Webster City, On Beach Street, from Second Street S .7 miles to 400' South of Ohio Street | | Federal Aid | | | | | |
| | Pavement Rehab | | Regional | | \$850,000 | | | \$850,000 |
| | | | Swap | | \$850,000 | | | \$850,000 |
| 54861 | STBG-SWAP-1337)--SG-99 | FHWA Approved | Total | | | | \$1,434,570 | \$1,434,570 |
| Clarion | In the city of Clarion, On 7TH AVE SW, from 230th Ave N to 3rd Ave SW | | Federal Aid | | | | | |
| | HMA Resurfacing | | Regional | | | | \$1,147,656 | \$1,147,656 |
| | | | Swap | | | | \$1,147,656 | \$1,147,656 |

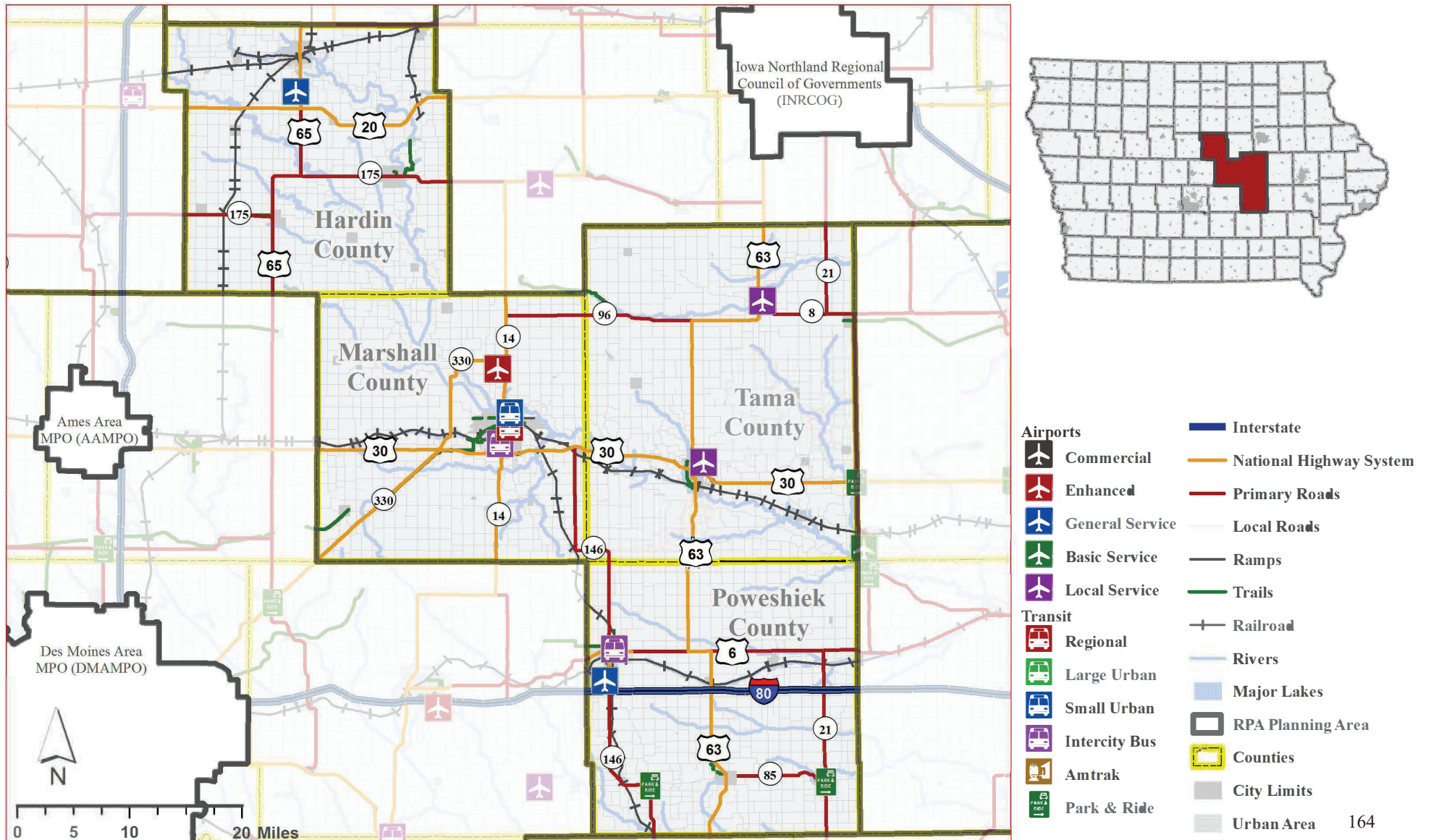
TAP

| | | | | | | | | |
|------------|---|---------------|--------------------|--------------------|--|--|--|--------------------|
| 48685 | TAP-U-2690(638)--8I-94 | FHWA Approved | Total | \$680,000 | | | | \$680,000 |
| Fort Dodge | In the city of Fort Dodge, On N 22nd St from 18th Ave N to 25th Ave N | 4/16/2024 | Federal Aid | \$500,000 | | | | \$500,000 |
| 24135 | Ped/Bike Structures | | Regional | \$500,000 | | | | \$500,000 |
| | | | Swap | | | | | |
| 38367 | TAP-U-3595(609)--8I-46 | FHWA Approved | Total | \$1,370,227 | | | | \$1,370,227 |
| Humboldt | In the city of Humboldt, On trail from east of eagle ridge drive east and trail extension in park | 1/17/2024 | Federal Aid | \$954,181 | | | | \$954,181 |
| 24091 | Ped/Bike Structures | | Regional | \$954,181 | | | | \$954,181 |
| | | | Swap | | | | | |

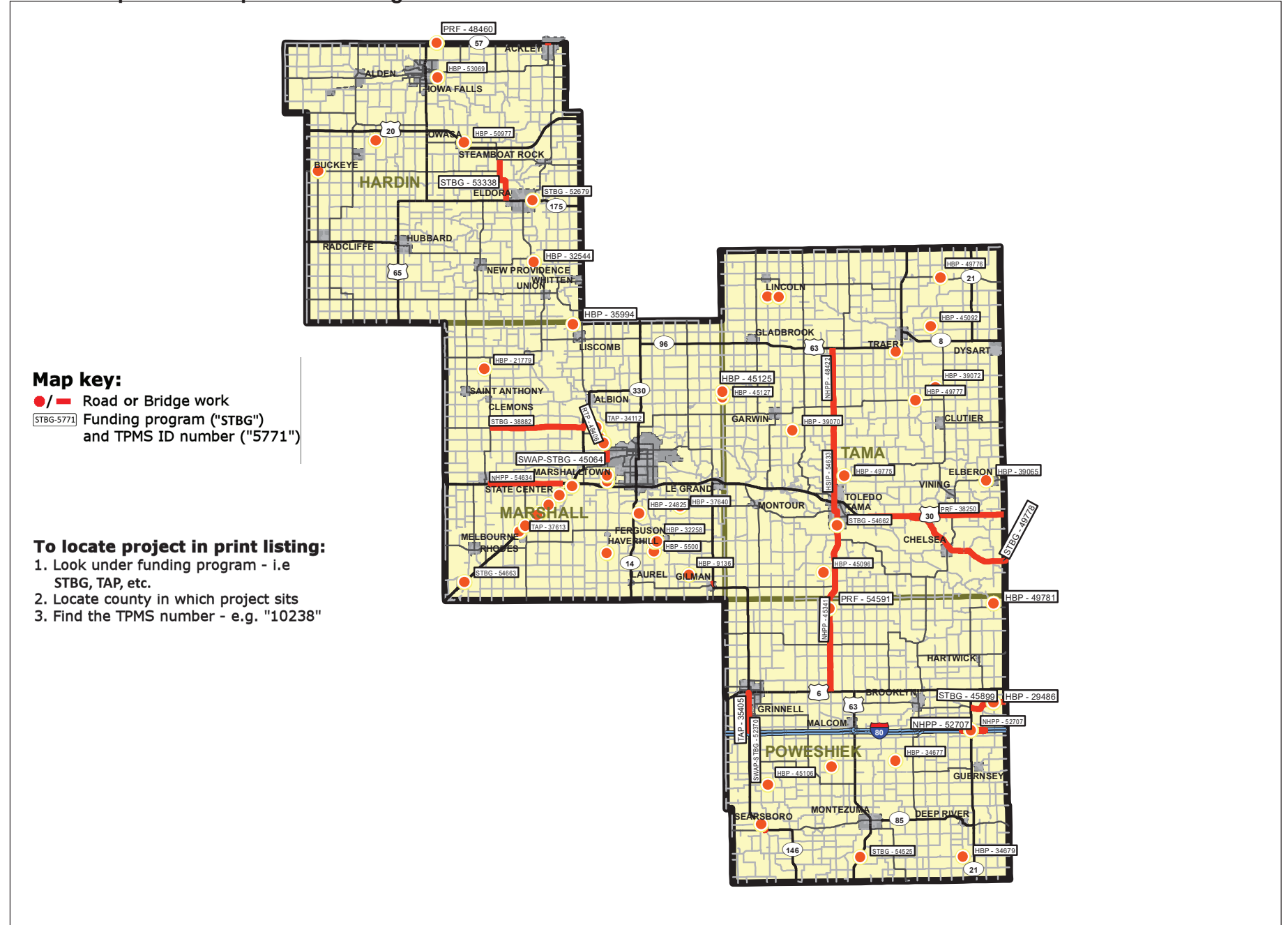
RPA 6 - Region 6 Resource Partners

903 East Main St, Suite A, Marshalltown, IA 50158

Phone: 641-752-0717, Fax: 641-752-9857, www.region6resources.org



2024 Transportation Improvement Program



RPA 6

| Project ID | Project Number | Approval Level | | 2024 | 2025 | 2026 | 2027 | Totals |
|------------|----------------|----------------|--|------|------|------|------|--------|
| Sponsor | Location | Letting Date | | | | | | |
| STIP ID | Work Codes | | | | | | | |

HBP

| | | | | | | | | |
|------------------|--|---------------|--------------------|--------------------|--|--|--|--------------------|
| 39004 | BROS-C042()-5F-42 | FHWA Approved | Total | \$650,000 | | | | \$650,000 |
| Hardin County | On H Avenue, Over SOUTH FORK IOWA RIVER, along WLINE S18 T88N R21W | | Federal Aid | \$650,000 | | | | \$650,000 |
| 24185 | Bridge Replacement | | Regional | | | | | |
| | | | Swap | | | | | |
| 9136 | BROS-C064()-8J-64 | FHWA Approved | Total | \$600,000 | | | | \$600,000 |
| Marshall County | On 3100 MILE OF WALLACE AVE, Over Brush Creek, from 310th St S 0.9 miles S22 T82 R17 | | Federal Aid | \$600,000 | | | | \$600,000 |
| 24252 | Bridge Replacement | | Regional | | | | | |
| | | | Swap | | | | | |
| 45115 | BROS-C064()-8J-64 | FHWA Approved | Total | \$225,000 | | | | \$225,000 |
| Marshall County | On ABBOTT AVE, Over BR SUGAR CREEK, S1 T84 R17 | | Federal Aid | \$225,000 | | | | \$225,000 |
| 24254 | Culvert Replacement | | Regional | | | | | |
| | | | Swap | | | | | |
| 45114 | BROS-C064()-8J-64 | FHWA Approved | Total | \$150,000 | | | | \$150,000 |
| Marshall County | On ABBOTT AVE, Over BR SUGAR CREEK, S1 T84 R17 | | Federal Aid | \$150,000 | | | | \$150,000 |
| 24255 | Culvert Replacement | | Regional | | | | | |
| | | | Swap | | | | | |
| 21779 | BROS-C064(143)-8J-64 | FHWA Approved | Total | \$1,200,000 | | | | \$1,200,000 |
| Marshall County | On 140TH ST, Over MINERVA CREEK, from Durham Ave E approx. 0.0 miles S27 T85 R20 | 5/21/2024 | Federal Aid | \$1,200,000 | | | | \$1,200,000 |
| 24253 | Bridge Replacement | | Regional | | | | | |
| | | | Swap | | | | | |
| 34679 | BROS-C079(68)-5F-79 | FHWA Approved | Total | \$750,000 | | | | \$750,000 |
| Poweshiek County | On 520TH AVE, Over Small Stream, S28 T78 R13 | 6/18/2024 | Federal Aid | \$750,000 | | | | \$750,000 |
| 24269 | Bridge Replacement | | Regional | | | | | |
| | | | Swap | | | | | |
| 45092 | BROS-C086()-5F-86 | FHWA Approved | Total | \$500,000 | | | | \$500,000 |
| Tama County | On S AVE, Over BRANCH WOLF CREEK, S6 T85 R13 | | Federal Aid | \$500,000 | | | | \$500,000 |
| 24146 | Bridge Replacement-CCS | | Regional | | | | | |
| | | | Swap | | | | | |

| Project ID | Project Number | Approval Level | | 2024 | 2025 | 2026 | 2027 | Totals |
|---------------|---|----------------|----------------------|------------------|------|------|------|------------------|
| Sponsor | Location | Letting Date | | | | | | |
| STIP ID | Work Codes | | | | | | | |
| HBP | | | | | | | | |
| 39071 | BROS-C086(108)--8J-86 | FHWA Approved | Total | \$250,000 | | | | \$250,000 |
| Tama County | On P Avenue, Over BRANCH COON CREEK, S15 T85N R14W | 2/20/2024 | Federal Aid | \$250,000 | | | | \$250,000 |
| 24148 | RCB Culvert Replacement - Twin Box | | Regional Swap | | | | | |
| 39068 | BROS-C086(109)--8J-86 | FHWA Approved | Total | \$250,000 | | | | \$250,000 |
| Tama County | On E Avenue, Over BRANCH WOLF CREEK, S26 T86N R16W | 3/19/2024 | Federal Aid | \$250,000 | | | | \$250,000 |
| 24149 | RCB Culvert Replacement - Single Box | | Regional Swap | | | | | |
| 39069 | BROS-C086(110)--8J-86 | FHWA Approved | Total | \$250,000 | | | | \$250,000 |
| Tama County | On F Avenue, Over BRANCH WOLF CREEK, S25 T86N R16W | 3/19/2024 | Federal Aid | \$250,000 | | | | \$250,000 |
| 24150 | RCB Culvert Replacement - Single Box | | Regional Swap | | | | | |
| 39072 | BROS-C086(111)--8J-86 | FHWA Approved | Total | \$250,000 | | | | \$250,000 |
| Tama County | On 220th Street, Over SIMPSON CREEK, S6 T84N R13 | 2/20/2024 | Federal Aid | \$250,000 | | | | \$250,000 |
| 24151 | RCB Culvert Replacement - Twin Box | | Regional Swap | | | | | |
| 45127 | BROS-C086(141)--8J-86 | FHWA Approved | Total | \$112,500 | | | | \$112,500 |
| Tama County | On ABBOTT AVE, Over BR SUGAR CREEK, S1 T84 R17 | 4/16/2024 | Federal Aid | \$112,500 | | | | \$112,500 |
| 24152 | RCB Culvert Replacement - Single Box | | Regional Swap | | | | | |
| 45125 | BROS-C086(142)--8J-86 | FHWA Approved | Total | \$75,000 | | | | \$75,000 |
| Tama County | On ABBOTT AVE, Over BR SUGAR CREEK, S1 T84 R17 | 4/16/2024 | Federal Aid | \$75,000 | | | | \$75,000 |
| 24147 | RCB Culvert Replacement - Single Box | | Regional Swap | | | | | |
| 50977 | BRS-5832(601)--60-42 | FHWA Approved | Total | \$850,000 | | | | \$850,000 |
| Hardin County | In the city of Owasa, On ELM ST, Over BEAVER CREEK, S17 T88 R20 | 1/17/2024 | Federal Aid | \$680,000 | | | | \$680,000 |
| 24186 | Bridge Replacement-CCS | | Regional Swap | \$170,000 | | | | \$170,000 |

| Project ID | Project Number | Approval Level | | 2024 | 2025 | 2026 | 2027 | Totals |
|------------|----------------|----------------|--|------|------|------|------|--------|
| Sponsor | Location | Letting Date | | | | | | |
| STIP ID | Work Codes | | | | | | | |

HBP

| | | | | | | | | |
|------------------|--|---------------|----------------------|------------------|--------------------|--|--|--------------------|
| 29486 | BRS-C079(66)--60-79 | FHWA Approved | Total | \$450,000 | | | | \$450,000 |
| Poweshiek County | On F29, Over Drainage, S23 T80 R13 | 12/19/2023 | Federal Aid | \$360,000 | | | | \$360,000 |
| 24270 | RCB Culvert Replacement - Single Box | | Regional Swap | \$90,000 | | | | \$90,000 |
| 54758 | BROS-6867()--8J-79 | FHWA Approved | Total | | \$1,000,000 | | | \$1,000,000 |
| Searsboro | In the city of Searsboro, On 4TH ST, Over FLEENER CREEK, S9 T78 R16 | | Federal Aid | | \$1,000,000 | | | \$1,000,000 |
| | | | Regional Swap | | | | | |
| 35992 | BROS-C064()--5F-64 | FHWA Approved | Total | | \$600,000 | | | \$600,000 |
| Marshall County | On 2900 mile of Oaks Ave, Over South Timber Creek, at SW S9 T82 R18 | | Federal Aid | | \$600,000 | | | \$600,000 |
| | Bridge Replacement | | Regional Swap | | | | | |
| 35994 | BROS-C064()--8J-64 | FHWA Approved | Total | | \$600,000 | | | \$600,000 |
| Marshall County | On 1000 mile of Langford Ave, Over Dowd Creek, S1 T85 R19 | | Federal Aid | | \$600,000 | | | \$600,000 |
| | Bridge Replacement | | Regional Swap | | | | | |
| 5500 | BROS-C064(86)--8J-64 | FHWA Approved | Total | | \$600,000 | | | \$600,000 |
| Marshall County | On Taylor Ave., Over Lutes Creek, from 300th St N approx. 0.1 miles S7 T82 R17 | 10/15/2024 | Federal Aid | | \$600,000 | | | \$600,000 |
| | Bridge Replacement | | Regional Swap | | | | | |
| 34677 | BROS-C079()--8J-79 | FHWA Approved | Total | | \$750,000 | | | \$750,000 |
| Poweshiek County | On 155TH ST, Over Dugout Creek, S16 T79 R14 | | Federal Aid | | \$750,000 | | | \$750,000 |
| | Bridge Replacement | | Regional Swap | | | | | |
| 45107 | BROS-C079()--8J-79 | FHWA Approved | Total | | \$750,000 | | | \$750,000 |
| Poweshiek County | On 100TH ST, Over N ENGLISH RIVER, S15 T79 R15 | | Federal Aid | | \$750,000 | | | \$750,000 |
| | Bridge Replacement-CCS | | Regional Swap | | | | | |

| Project ID | Project Number | Approval Level | | 2024 | 2025 | 2026 | 2027 | Totals |
|------------|----------------|----------------|--|------|------|------|------|--------|
| Sponsor | Location | Letting Date | | | | | | |
| STIP ID | Work Codes | | | | | | | |

HBP

| | | | | | | | | |
|-----------------|---|---------------|----------------------|--|--------------------|------------------|--|--------------------|
| 39070 | BROS-C086)--5F-86 | FHWA Approved | Total | | \$250,000 | | | \$250,000 |
| Tama County | On G Avenue, Over Small Stream, S19 T84N R15W | | Federal Aid | | \$250,000 | | | \$250,000 |
| | Bridge Replacement, RCB Culvert New - Twin Box | | Regional Swap | | | | | |
| 45096 | BROS-C086)--8J-86 | FHWA Approved | Total | | \$1,250,000 | | | \$1,250,000 |
| Tama County | On II AVE, Over RICHLAND CREEK, S21 T82 R15 | | Federal Aid | | \$1,250,000 | | | \$1,250,000 |
| | Bridge Replacement-CCS | | Regional Swap | | | | | |
| 53069 | BRS-3720(616)--60-42 | FHWA Approved | Total | | \$1,800,000 | | | \$1,800,000 |
| Hardin County | In the city of Iowa Falls, On SOUTH AVE, Over IOWA RIVER, S17 T89 R20 | | Federal Aid | | \$1,440,000 | | | \$1,440,000 |
| | Bridge Replacement | | Regional Swap | | \$360,000 | | | \$360,000 |
| 32544 | BRS-C042)--60-42 | FHWA Approved | Total | | \$500,000 | | | \$500,000 |
| Hardin County | On S62, Over Small Stream, from D55 South 0.5 Miles, in SE S5 T86 R19 | | Federal Aid | | \$400,000 | | | \$400,000 |
| | Culvert Replacement | | Regional Swap | | \$100,000 | | | \$100,000 |
| 39065 | BRS-C086)--60-86 | FHWA Approved | Total | | \$350,000 | | | \$350,000 |
| Tama County | On E 44, Over TROUBLESOME CREEK, S14 T83N R13W | | Federal Aid | | \$280,000 | | | \$280,000 |
| | RCB Culvert New - Twin Box | | Regional Swap | | \$70,000 | | | \$70,000 |
| 49775 | BRS-C086)--60-86 | FHWA Approved | Total | | \$350,000 | | | \$350,000 |
| Tama County | On E 43, Over BR IOWA RIVER, S11 T83 R15 | | Federal Aid | | \$280,000 | | | \$280,000 |
| | Bridge Replacement | | Regional Swap | | \$70,000 | | | \$70,000 |
| 32257 | BROS-C064)--8J-64 | FHWA Approved | Total | | | \$600,000 | | \$600,000 |
| Marshall County | On 2900 Mile of Taylor Ave, Over Snipe Creek, S7 T82 R17 | | Federal Aid | | | \$600,000 | | \$600,000 |
| | Bridge Replacement | | Regional Swap | | | | | |

| Project ID | Project Number | Approval Level | | 2024 | 2025 | 2026 | 2027 | Totals |
|------------|----------------|----------------|--|------|------|------|------|--------|
| Sponsor | Location | Letting Date | | | | | | |
| STIP ID | Work Codes | | | | | | | |

HBP

| | | | | | | | | |
|------------------|--|---------------|----------------------|--|--|--------------------|------------------|--------------------|
| 24825 | BROS-C064(130)--8J-64 | FHWA Approved | Total | | | \$500,000 | | \$500,000 |
| Marshall County | On RIDGE RD, Over MIDDLE TIMBER CREEK, from 260th St S 0.6 miles to SE 1/4 S26 T83 R18 | 3/17/2026 | Federal Aid | | | \$500,000 | | \$500,000 |
| | Bridge Replacement | | Regional Swap | | | | | |
| 49781 | BROS-C079()--8J-79 | FHWA Approved | Total | | | \$1,000,000 | | \$1,000,000 |
| Poweshiek County | On 240TH ST, Over WALNUT CREEK, S1 T81 R13 | | Federal Aid | | | \$1,000,000 | | \$1,000,000 |
| | Bridge Replacement-CCS | | Regional Swap | | | | | |
| 52300 | BRS-C042()--60-42 | FHWA Approved | Total | | | \$500,000 | | \$500,000 |
| Hardin County | On D 41, Over TIPTON CREEK, S32 T88 R22 | | Federal Aid | | | \$400,000 | | \$400,000 |
| | Bridge Replacement-CCS | | Regional Swap | | | \$100,000 | | \$100,000 |
| 32258 | BRS-C064()--60-64 | FHWA Approved | Total | | | \$800,000 | | \$800,000 |
| Marshall County | On 2800 Mile of 290th St (E63), Over LUTES CREEK, S7 T82 R17 | | Federal Aid | | | \$640,000 | | \$640,000 |
| | Bridge Replacement | | Regional Swap | | | \$160,000 | | \$160,000 |
| 49777 | BRS-C086()--60-86 | FHWA Approved | Total | | | \$1,250,000 | | \$1,250,000 |
| Tama County | On E 29, Over SALT CREEK, S2 T84 R14 | | Federal Aid | | | \$1,000,000 | | \$1,000,000 |
| | Bridge Replacement-PPCB | | Regional Swap | | | \$250,000 | | \$250,000 |
| 37640 | BROS-C064()--5F-64 | FHWA Approved | Total | | | | \$800,000 | \$800,000 |
| Marshall County | On 3000 mile of 260th St, Over South Timber Creek, S28 T83 R17 | | Federal Aid | | | | \$800,000 | \$800,000 |
| | Bridge Replacement | | Regional Swap | | | | | |
| 45106 | BROS-C079()--8J-79 | FHWA Approved | Total | | | | \$500,000 | \$500,000 |
| Poweshiek County | On 460TH AVE, Over BUCK CREEK, S27 T79 R16 | | Federal Aid | | | | \$500,000 | \$500,000 |
| | Bridge Replacement-CCS | | Regional Swap | | | | | |

| Project ID | Project Number | Approval Level | | 2024 | 2025 | 2026 | 2027 | Totals |
|------------|----------------|----------------|--|------|------|------|------|--------|
| Sponsor | Location | Letting Date | | | | | | |
| STIP ID | Work Codes | | | | | | | |

HBP

| | | | | | | | | |
|-------------|--|---------------|----------------------|--|--|--|--------------------|--------------------|
| 49776 | BRS-C086)--60-86 | FHWA Approved | Total | | | | \$1,000,000 | \$1,000,000 |
| Tama County | On D 65, Over BRANCH WOLF CREEK, S18 T86 R13 | | Federal Aid | | | | \$800,000 | \$800,000 |
| | Bridge Replacement-CCS | | Regional Swap | | | | \$200,000 | \$200,000 |

HSIP

| | | | | | | | | |
|-----------------------------------|---|---------------|----------------------|------------------|--|--|--|------------------|
| 54633 | HSIP-063)--3L-86 | FHWA Approved | Total | \$956,000 | | | | \$956,000 |
| Iowa Department of Transportation | US 63: N of the Iowa River in Tama to the NCL of Toledo | | Federal Aid | \$764,800 | | | | \$764,800 |
| 24357 | Pavement Rehab | | Regional Swap | | | | | |

DOT Note: Project includes 3R and HSIP funds

| | | | | | | | | |
|-----------------------------------|---|---------------|----------------------|------------------|--|--|--|------------------|
| 54551 | HSIPX-146)--3L-79 | FHWA Approved | Total | \$205,000 | | | | \$205,000 |
| Iowa Department of Transportation | IA 146: Co Rd F62 Intersection near Searsboro | | Federal Aid | \$184,500 | | | | \$184,500 |
| 24306 | Grade and Pave, Right of Way | | Regional Swap | | | | | |

NHPP

| | | | | | | | | |
|-----------------------------------|--|---------------|----------------------|---------------------|------------------|---------------------|---------------------|---------------------|
| 52707 | IM-080)--13-79 | FHWA Approved | Total | \$2,090,000 | | \$11,645,000 | \$15,949,000 | \$29,684,000 |
| Iowa Department of Transportation | I 80: W of IA 21 to E of IA 21 | | Federal Aid | \$1,881,000 | | \$10,480,500 | \$14,354,100 | \$26,715,600 |
| 24389 | Grade and Pave, Pave, Grading | | Regional Swap | | | | | |
| 54634 | NHSX-030)--3H-64 | FHWA Approved | Total | \$3,769,000 | | | | \$3,769,000 |
| Iowa Department of Transportation | US 30: E of Durham Ave in State Center east 6.5 miles (EB) | | Federal Aid | \$3,015,200 | | | | \$3,015,200 |
| 24358 | Pavement Rehab | | Regional Swap | | | | | |
| 45341 | NHSX-063)--3H-79 | FHWA Approved | Total | \$21,092,000 | \$358,000 | | | \$21,450,000 |
| Iowa Department of Transportation | US 63: W Jct US 6 to SCL Tama | | Federal Aid | \$16,873,600 | \$286,400 | | | \$17,160,000 |
| 24301 | Pavement Rehab, Erosion Control, Right of Way | | Regional Swap | | | | | |
| 48422 | NHSX-063)--3H-86 | FHWA Approved | Total | | \$601,000 | \$15,274,000 | | \$15,875,000 |
| Iowa Department of Transportation | US 63: NCL Toledo to 0.5 mi S of IA 96 | | Federal Aid | | \$480,800 | \$12,219,200 | | \$12,700,000 |
| | Grade and Pave, Traffic Signs, Right of Way | | Regional Swap | | | | | |

| Project ID | Project Number | Approval Level | | 2024 | 2025 | 2026 | 2027 | Totals |
|------------|----------------|----------------|--|------|------|------|------|--------|
| Sponsor | Location | Letting Date | | | | | | |
| STIP ID | Work Codes | | | | | | | |

NHPP

| | | | | | | | | |
|-----------------------------------|--|---------------|----------------------|--|--|--|--------------------|--------------------|
| 54666 | IMX-080())--02-79 | FHWA Approved | Total | | | | \$3,116,000 | \$3,116,000 |
| Iowa Department of Transportation | I 80: 50th St 2.1 mi E of IA 146 (EB/WB) | | Federal Aid | | | | \$2,804,400 | \$2,804,400 |
| | Bridge Deck Overlay | | Regional Swap | | | | | |

PRF

| | | | | | | | | |
|-----------------------------------|----------------------------------|---------------|----------------------|------------------|------------------|--|--|------------------|
| 38250 | NHSN-030())--2R-86 | FHWA Approved | Total | \$350,000 | | | | \$350,000 |
| Iowa Department of Transportation | US 30: Tama Bypass to W of IA 21 | | Federal Aid | | | | | |
| | Erosion Control | | Regional Swap | | | | | |
| 54591 | NHSN-063())--2R-79 | FHWA Approved | Total | \$400,000 | | | | \$400,000 |
| Iowa Department of Transportation | US 63: W Jct US 6 to SCL Tama | | Federal Aid | | | | | |
| | Wetland Mitigation | | Regional Swap | | | | | |
| 48460 | BRFN-065())--39-42 | FHWA Approved | Total | | \$591,000 | | | \$591,000 |
| Iowa Department of Transportation | US 65: UP RR 2.1 mi W of IA 57 | | Federal Aid | | | | | |
| | Bridge Deck Overlay | | Regional Swap | | | | | |

RTP

| | | | | | | | | |
|--------------------------------------|--|---------------|----------------------|------------------|------------------|--|--|------------------|
| 53512 | NRT-Iowa DNR(603)--9G-64 | FHWA Approved | Total | \$164,500 | | | | \$164,500 |
| Iowa Department of Natural Resources | Nicholson-Ford OHV Park | | Federal Aid | \$131,600 | | | | \$131,600 |
| 24200 | Miscellaneous | | Regional Swap | | | | | |
| 48406 | NRT-4797())--9G-64 | FHWA Approved | Total | | \$375,000 | | | \$375,000 |
| Marshalltown | In the city of Marshalltown, On Iowa River's Edge Trail, starting at Radio Tower Road and going Northwest 1.78 miles | | Federal Aid | | \$300,000 | | | \$300,000 |
| | Grade and Pave | | Regional Swap | | | | | |

| Project ID | Project Number | Approval Level | | 2024 | 2025 | 2026 | 2027 | Totals |
|------------|----------------|----------------|--|------|------|------|------|--------|
| Sponsor | Location | Letting Date | | | | | | |
| STIP ID | Work Codes | | | | | | | |

STBG

| | | | | | | | | |
|-----------------------------------|--|---------------|----------------------|--------------------|--------------------|--------------------|--------------------|--------------------|
| 49778 | STP-S-C086()--5E-86 | FHWA Approved | Total | \$3,390,000 | | | | \$3,390,000 |
| Tama County | On E 66, from US30 to IA21 | | Federal Aid | \$1,390,000 | | | | \$1,390,000 |
| 24145 | HMA Resurfacing with Milling | | Regional Swap | \$1,390,000 | | | | \$1,390,000 |
| 319 | RGPL-PA06(RTP)--ST-00 | FHWA Approved | Total | | \$25,000 | \$25,000 | \$25,000 | \$75,000 |
| RPA 6 | RSPC - RPA 6: RPA 6 TRANSPORTATION PLANNING | | Federal Aid | | \$20,000 | \$20,000 | \$20,000 | \$60,000 |
| | Trans Planning | | Regional Swap | | \$20,000 | | | \$20,000 |
| 45899 | STP-S-C079()--5E-79 | FHWA Approved | Total | | \$1,800,000 | | | \$1,800,000 |
| Poweshiek County | On F29, from IA21 E to V36 | | Federal Aid | | \$1,200,000 | | | \$1,200,000 |
| | HMA Resurfacing | | Regional Swap | | \$1,200,000 | | | \$1,200,000 |
| 52679 | BRF-175()--38-42 | FHWA Approved | Total | | | \$1,424,000 | | \$1,424,000 |
| Iowa Department of Transportation | IA 175: Iowa River 0.1 mi W of Co Rd S56 in Eldora | | Federal Aid | | | \$1,139,200 | | \$1,139,200 |
| | Bridge Deck Overlay | | Regional Swap | | | | | |
| 38882 | STP-S-C064()--5E-64 | FHWA Approved | Total | | | \$1,600,000 | | \$1,600,000 |
| Marshall County | On 190th St (E29), from Eastman Ave (S52) E 8.0 miles to Marsh Ave (IA330) | | Federal Aid | | | \$1,000,000 | | \$1,000,000 |
| | HMA Resurfacing with Milling | | Regional Swap | | | \$1,000,000 | | \$1,000,000 |
| 54525 | BRF-063()--38-79 | FHWA Approved | Total | | | | \$1,570,000 | \$1,570,000 |
| Iowa Department of Transportation | US 63: Stream 4.4 mi N of Co Rd G17 | | Federal Aid | | | | \$1,256,000 | \$1,256,000 |
| | Culvert New, Right of Way | | Regional Swap | | | | | |

| Project ID | Project Number | Approval Level | | 2024 | 2025 | 2026 | 2027 | Totals |
|------------|----------------|----------------|--|------|------|------|------|--------|
| Sponsor | Location | Letting Date | | | | | | |
| STIP ID | Work Codes | | | | | | | |

STBG

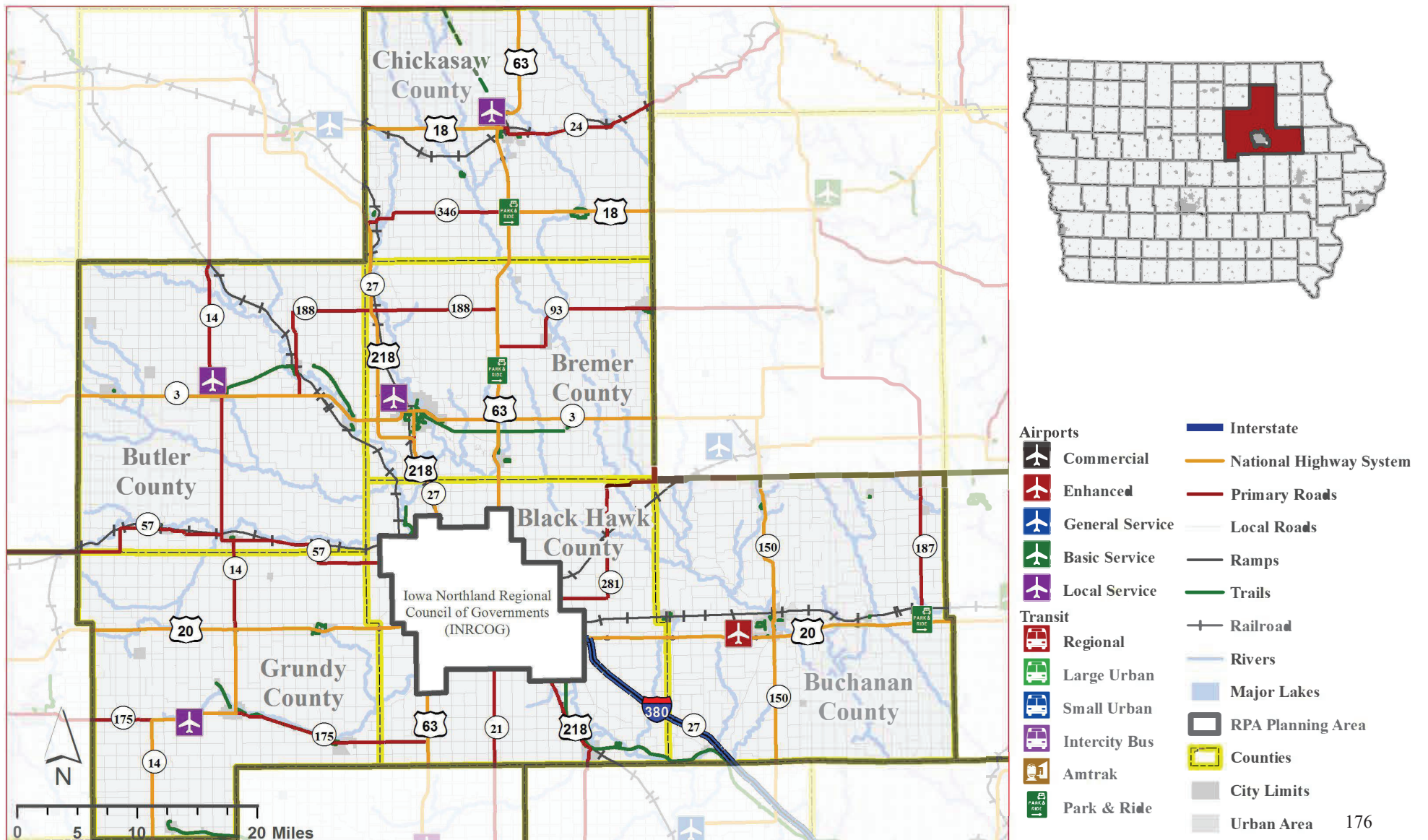
| | | | | | | | | |
|-----------------------------------|--|---------------|----------------------|--|--|--|--------------------|--------------------|
| 54662 | BRF-063()--38-86 | FHWA Approved | Total | | | | \$2,750,000 | \$2,750,000 |
| Iowa Department of Transportation | US 63: Iowa River 1.3 mi N of Co Rd E64 | | Federal Aid | | | | \$2,200,000 | \$2,200,000 |
| | Bridge Deck Overlay | | Regional Swap | | | | | |
| 54663 | BRF-330()--38-64 | FHWA Approved | Total | | | | \$785,000 | \$785,000 |
| Iowa Department of Transportation | IA 330: Clear Creek 1.8 mi S of Co Rd S52 | | Federal Aid | | | | \$628,000 | \$628,000 |
| | Bridge Deck Overlay | | Regional Swap | | | | | |
| 53338 | STP-S-C042(D41/S55)--5E-42 | FHWA Approved | Total | | | | \$1,700,000 | \$1,700,000 |
| Hardin County | On CO HWY D41/S55, from IA HWY 175 N 3.9 miles to CO HWY D35 | | Federal Aid | | | | \$1,360,000 | \$1,360,000 |
| | HMA Pavement Widening | | Regional Swap | | | | \$1,360,000 | \$1,360,000 |

SWAP-STBG

| | | | | | | | | |
|--------------|---|---------------|----------------------|--------------------|------------------|--|--|--------------------|
| 52370 | STBG-SWAP-3127()--SG-79 | FHWA Approved | Total | \$750,000 | | | | \$750,000 |
| RPA 6 | In the city of Grinnell, On IA 146 S from Highway 6 S 3.3 miles to Interstate 80 | | Federal Aid | | | | | |
| | PCC Pavement - Miscellaneous | | Regional Swap | \$600,000 | | | | \$600,000 |
| 45064 | STBG-SWAP-4797()--SG-64 | FHWA Approved | Total | \$4,875,000 | | | | \$4,875,000 |
| Marshalltown | In the city of Marshalltown, On HIGHLAND ACRES RD, from Lincoln Way 1.2 miles to Main Street S5 T83 R18 | | Federal Aid | | | | | |
| | | | Regional Swap | \$3,900,000 | | | | \$3,900,000 |
| 53514 | STBG-SWAP-0015()--SG-42 | FHWA Approved | Total | | \$500,000 | | | \$500,000 |
| Ackley | In the city of Ackley, On FRANKLIN ST, from Highway 57 S to CNRR | 7/16/2030 | Federal Aid | | | | | |
| | Pavement Rehab | | Regional Swap | | \$400,000 | | | \$400,000 |
| 53515 | STBG-SWAP-2920()--SG-64 | FHWA Approved | Total | | \$207,500 | | | \$207,500 |
| Gilman | In the city of Gilman, On CENTER STREET, from MAIN STREET NE to HIGHWAY 146 | | Federal Aid | | | | | |
| | HMA Pavement - Replace | | Regional Swap | | \$166,000 | | | \$166,000 |
| | | | | | \$166,000 | | | \$166,000 |

| Project ID | Project Number | Approval Level | | 2024 | 2025 | 2026 | 2027 | Totals |
|---|--|----------------|--------------------|------------------|------------------|------|------|------------------|
| Sponsor | Location | Letting Date | | | | | | |
| STIP ID | Work Codes | | | | | | | |
| TAP | | | | | | | | |
| 34112 | TAP-R-4797(625)--8T-64 | FHWA Approved | Total | \$997,000 | | | | \$997,000 |
| Marshalltown | In the city of Marshalltown, On Iowa River Trail, from | 1/17/2024 | Federal Aid | \$797,000 | | | | \$797,000 |
| 24090 | Bridge #2 1 Miles to Bridge #5 | | Regional | \$797,000 | | | | \$797,000 |
| | Ped/Bike Structures | | Swap | | | | | |
| DOT Note: Project eligible for FHWA TAP funding | | | | | | | | |
| 35405 | TAP-U-3127()-8I-79 | FHWA Approved | Total | \$562,500 | | | | \$562,500 |
| Grinnell | In the city of Grinnell, From SE corner of Industrial | | Federal Aid | \$450,000 | | | | \$450,000 |
| 24036 | Ave & Ia Hwy 146 south 1.21 Miles to NE corner of | | Regional | \$450,000 | | | | \$450,000 |
| | Stagecoach Rd | | Swap | | | | | |
| | Ped/Bike Grade & Pave | | | | | | | |
| DOT Note: Project eligible for FHWA TAP funding | | | | | | | | |
| 37613 | TAP-U-C064()-8I-64 | FHWA Approved | Total | | \$210,000 | | | \$210,000 |
| Marshall County | Paving Bike Trail Int's at 233rd St,238th St,242nd | | Federal Aid | | \$165,000 | | | \$165,000 |
| | St,250th St, Jessup Av,265th St,Ingram Av,Hart | | Regional | | \$165,000 | | | \$165,000 |
| | Av,Glick Av | | Swap | | | | | |
| | Ped/Bike Paving | | | | | | | |

RPA 7 - Iowa Northland Regional Transportation Authority
229 East Park Avenue, Waterloo, IA 50703
Phone: 319-235-0311, Fax: 319-235-2891, www.inrcog.org



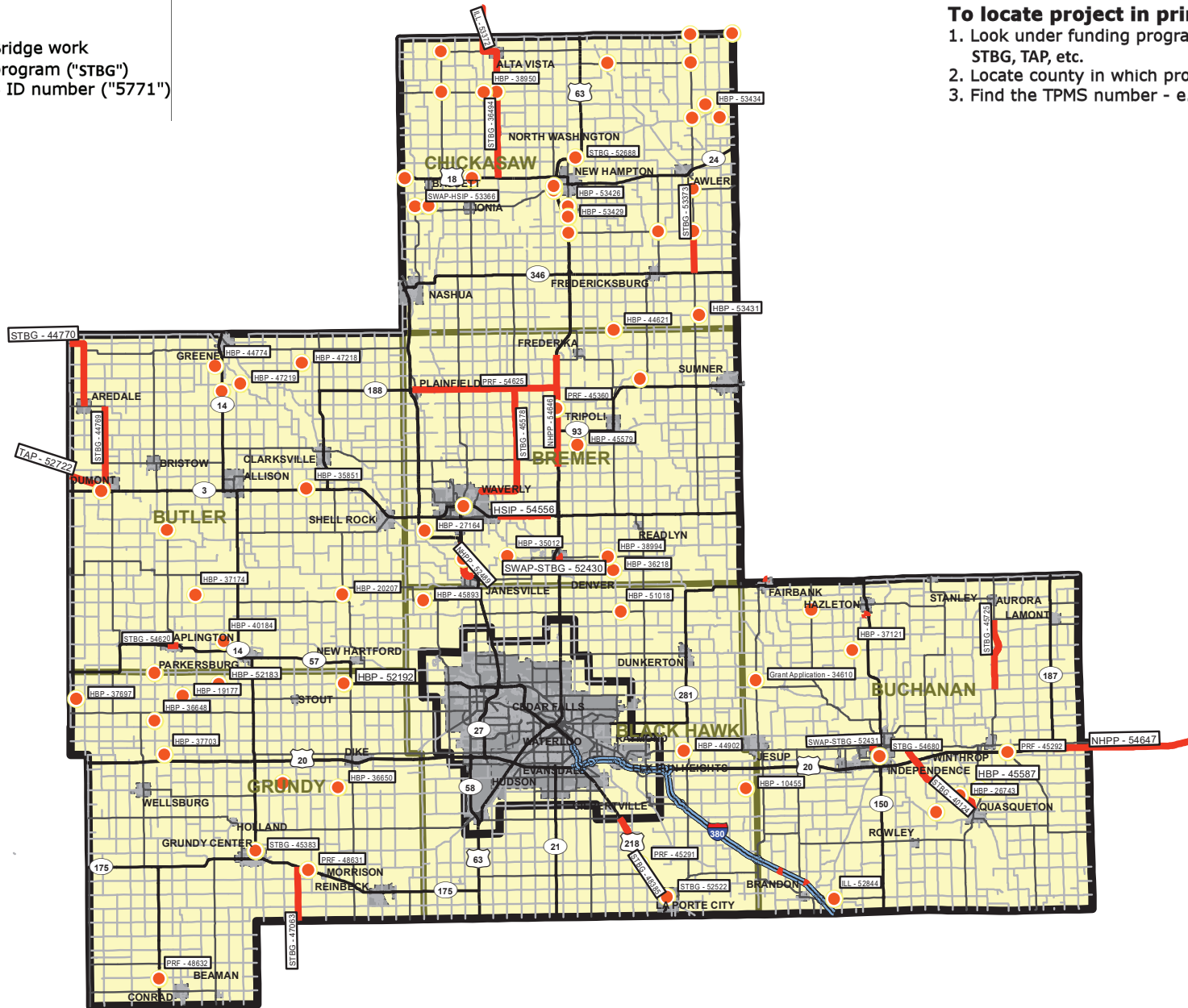
2024 Transportation Improvement Program

Map key:

- / — Road or Bridge work
- STBG-5771 Funding program ("STBG") and TPMS ID number ("5771")

To locate project in print listing:

1. Look under funding program - i.e STBG, TAP, etc.
2. Locate county in which project sits
3. Find the TPMS number - e.g. "10238"



RPA 7

| Project ID | Project Number | Approval Level | | 2024 | 2025 | 2026 | 2027 | Totals |
|------------|----------------|----------------|--|------|------|------|------|--------|
| Sponsor | Location | Letting Date | | | | | | |
| STIP ID | Work Codes | | | | | | | |

Grant Application

| | | | | | | | | |
|-----------------|--|---------------|--------------------|--------------------|--|--|--|--------------------|
| 34610 | DGA-C010(116)--XT-10 | FHWA Approved | Total | \$4,000,000 | | | | \$4,000,000 |
| Buchanan County | On V62, Over WAPSIPINICON RIVER, from D-16 north 0.5 Miles to Bridge | 1/22/2025 | Federal Aid | | | | | |
| | Bridge Replacement | | Regional | | | | | |
| | | | Swap | \$3,200,000 | | | | \$3,200,000 |
| | | | Grant App | | | | | |

HBP

| | | | | | | | | |
|-------------------|--|---------------|--------------------|--------------------|--|--|--|--------------------|
| 51018 | BHS-C007(170)--63-07 | FHWA Approved | Total | \$750,000 | | | | \$750,000 |
| Black Hawk County | On Cedar Wapsi Road (C57), Over CRANE CREEK, S15 T90 R12 | 12/19/2023 | Federal Aid | \$600,000 | | | | \$600,000 |
| 24231 | Reconstruction - Bridge Deck Replacement | | Regional | | | | | |
| | | | Swap | \$150,000 | | | | \$150,000 |
| 44621 | BROS-C009(90)--5F-09 | FHWA Approved | Total | \$1,000,000 | | | | \$1,000,000 |
| Bremer County | On 310TH ST, Over E.FK WAPSIPINICON RIVER, S3 T93 R12 | 2/20/2024 | Federal Aid | \$1,000,000 | | | | \$1,000,000 |
| 24205 | Bridge Replacement | | Regional | | | | | |
| | | | Swap | | | | | |
| 36218 | BROS-C009(94)--8J-09 | FHWA Approved | Total | \$900,000 | | | | \$900,000 |
| Bremer County | On 270th Street, Over Crane Creek, S28 T91N R12W | 12/19/2023 | Federal Aid | \$900,000 | | | | \$900,000 |
| 24206 | Bridge Replacement | | Regional | | | | | |
| | | | Swap | | | | | |
| 44774 | BROS-C012(C14T10)--8J-12 | FHWA Approved | Total | \$650,000 | | | | \$650,000 |
| Butler County | On KIPLING AVE, Over COLD WATER CREEK, from 120th Street south approx. 0.2 miles to bridge | | Federal Aid | \$650,000 | | | | \$650,000 |
| 24221 | Bridge Replacement | | Regional | | | | | |
| | | | Swap | | | | | |
| 35851 | BROS-C012(G25W10)--8J-12 | FHWA Approved | Total | \$300,000 | | | | \$300,000 |
| Butler County | On RIDGE AVE, Over SMALL STREAM, from Hwy 3 north 400 feet to bridge | | Federal Aid | \$300,000 | | | | \$300,000 |
| 24222 | RCB Culvert Replacement - Twin Box | | Regional | | | | | |
| | | | Swap | | | | | |

| Project ID | Project Number | Approval Level | | 2024 | 2025 | 2026 | 2027 | Totals |
|------------|----------------|----------------|--|------|------|------|------|--------|
| Sponsor | Location | Letting Date | | | | | | |
| STIP ID | Work Codes | | | | | | | |

HBP

| | | | | | | | | |
|------------------|---|---------------|----------------------|--------------------|------------------|--|--|--------------------|
| 44927 | BROS-C019(111)--5F-19 | FHWA Approved | Total | \$2,135,000 | | | | \$2,135,000 |
| Chickasaw County | On 310th Street, over East Fork Wapsipinicon River, S34, T94, R12 | 2/20/2024 | Federal Aid | \$2,135,000 | | | | \$2,135,000 |
| 24224 | Bridge Replacement | | Regional Swap | | | | | |
| 37697 | BROS-C038(134)--8J-38 | FHWA Approved | Total | \$453,000 | | | | \$453,000 |
| Grundy County | On 120TH ST, Over MIDDLE FORK BEAVER CREEK, S18 T89 R18 | 2/20/2024 | Federal Aid | \$449,000 | | | | \$449,000 |
| 24225 | Bridge Replacement | | Regional Swap | | | | | |
| 38994 | BRS-C009(93)--60-09 | FHWA Approved | Total | \$1,600,000 | | | | \$1,600,000 |
| Bremer County | On C50, Over CRANE CREEK, S21 T91N R12W | 12/19/2023 | Federal Aid | \$1,280,000 | | | | \$1,280,000 |
| 24207 | Bridge Replacement | | Regional Swap | \$320,000 | | | | \$320,000 |
| 26743 | BRS-C010(99)--60-10 | FHWA Approved | Total | \$864,000 | | | | \$864,000 |
| Buchanan County | On W-35, Over Unnamed Creek, S21 T88 R08 | 1/17/2024 | Federal Aid | \$691,200 | | | | \$691,200 |
| 24263 | Bridge Replacement | | Regional Swap | \$172,800 | | | | \$172,800 |
| 37170 | BHS-C012(K08W10)--63-12 | FHWA Approved | Total | | \$500,000 | | | \$500,000 |
| Butler County | On T25, Over WEST FORK CEDAR RIVER, from 245th Street north 0.7 miles to bridge | | Federal Aid | | \$400,000 | | | \$400,000 |
| | Bridge Deck Overlay | | Regional Swap | | \$100,000 | | | \$100,000 |
| 20207 | BHS-C012(P05T10)--63-12 | FHWA Approved | Total | | \$400,000 | | | \$400,000 |
| Butler County | On T55, Over WEST FORK CEDAR RIVER, from 280th Street south 2600 feet to bridge | | Federal Aid | | \$320,000 | | | \$320,000 |
| | Bridge Deck Overlay | | Regional Swap | | \$80,000 | | | \$80,000 |
| 27164 | BROS-C009(L-9-118)--8J-09 | FHWA Approved | Total | | \$300,000 | | | \$300,000 |
| Bremer County | On 240TH ST, Over CREEK, S17 T91 R14 | 7/23/2018 | Federal Aid | | \$300,000 | | | \$300,000 |
| | Bridge Replacement | | Regional Swap | | | | | |

| Project ID | Project Number | Approval Level | | 2024 | 2025 | 2026 | 2027 | Totals |
|-------------------|---|----------------|----------------------|------|--------------------|--------------------|------|--------------------|
| Sponsor | Location | Letting Date | | | | | | |
| STIP ID | Work Codes | | | | | | | |
| HBP | | | | | | | | |
| 37121 | BROS-C010()--8J-10 | FHWA Approved | Total | | \$1,500,000 | | | \$1,500,000 |
| Buchanan County | On 150TH ST, Over OTTER CR, from Indiana Ave. west 0.1 Miles to Bridge, S32 T90 R09 | | Federal Aid | | \$1,500,000 | | | \$1,500,000 |
| | Bridge Replacement | | Regional Swap | | | | | |
| 53431 | BROS-C019()--8J-19 | FHWA Approved | Total | | \$549,000 | | | \$549,000 |
| Chickasaw County | On 300TH, Over SPRING CREEK, S34 T94 R11 | | Federal Aid | | \$549,000 | | | \$549,000 |
| | Bridge Replacement-CCS | | Regional Swap | | | | | |
| 36649 | BROS-C038(G10)--8J-38 | FHWA Approved | Total | | \$450,000 | | | \$450,000 |
| Grundy County | On P AVE, Over BLACK HAWK CREEK, from D25 north 0.9 Miles to to Black Hawk Creek, S16 T88 R16 | | Federal Aid | | \$450,000 | | | \$450,000 |
| | Bridge Replacement | | Regional Swap | | | | | |
| 36650 | BROS-C038(H11)--8J-38 | FHWA Approved | Total | | \$525,000 | | | \$525,000 |
| Grundy County | On T AVE, Over BRANCH BLACK HAWK CREEK, S18 T88 R15 | | Federal Aid | | \$525,000 | | | \$525,000 |
| | Bridge Replacement | | Regional Swap | | | | | |
| 44902 | BRS-C007(173)--60-07 | FHWA Approved | Total | | \$500,000 | | | \$500,000 |
| Black Hawk County | On Dubuque Rd (D22), Over Tributary to Indian Creek, S6 T88 R11 | 11/19/2024 | Federal Aid | | \$400,000 | | | \$400,000 |
| | RCB Culvert Replacement - Twin Box | | Regional Swap | | \$100,000 | | | \$100,000 |
| 38950 | BRS-C019()--60-19 | FHWA Approved | Total | | \$1,898,000 | | | \$1,898,000 |
| Chickasaw County | On B28 (140th Street), over Little Wapsipinicon River, S6, T96, R13 | | Federal Aid | | \$1,518,400 | | | \$1,518,400 |
| | Bridge Replacement-PPCB | | Regional Swap | | \$379,600 | | | \$379,600 |
| 35012 | BROS-C009(86)--5F-09 | FHWA Approved | Total | | | \$1,500,000 | | \$1,500,000 |
| Bremer County | On V19, Over QUARTER SEC RUN, S20 T91 R13 | 12/16/2025 | Federal Aid | | | \$1,500,000 | | \$1,500,000 |
| | Bridge Replacement | | Regional Swap | | | | | |

| Project ID | Project Number | Approval Level | | 2024 | 2025 | 2026 | 2027 | Totals |
|------------|----------------|----------------|--|------|------|------|------|--------|
| Sponsor | Location | Letting Date | | | | | | |
| STIP ID | Work Codes | | | | | | | |

HBP

| | | | | | | | | |
|-------------------|---|---------------|----------------------|--|--|--------------------|--|--------------------|
| 47218 | BROS-C012(B14N10)--8J-12 | FHWA Approved | Total | | | \$700,000 | | \$700,000 |
| Butler County | On 120TH ST, Over STREAM, from Ridge Ave west 0.2 miles to bridge | | Federal Aid | | | \$700,000 | | \$700,000 |
| | Bridge Replacement | | Regional Swap | | | | | |
| 47219 | BROS-C012(B19T10)--8J-12 | FHWA Approved | Total | | | \$600,000 | | \$600,000 |
| Butler County | On CP COMFORT RD, Over SMALL STREAM, from 135th Street north 0.1 miles to bridge | | Federal Aid | | | \$600,000 | | \$600,000 |
| | Bridge Replacement | | Regional Swap | | | | | |
| 53434 | BROS-C019()-8J-19 | FHWA Approved | Total | | | \$830,000 | | \$830,000 |
| Chickasaw County | On VANDERBILT, Over LITTLE TURKEY RIVER, S15 T96 R11 | | Federal Aid | | | \$830,000 | | \$830,000 |
| | Bridge Replacement-CCS | | Regional Swap | | | | | |
| 19177 | BROS-C038(C05)--8J-38 | FHWA Approved | Total | | | \$450,000 | | \$450,000 |
| Grundy County | I Ave: From 120th St north 1/8mi to an un-named stream | | Federal Aid | | | \$450,000 | | \$450,000 |
| | Bridge Replacement | | Regional Swap | | | | | |
| 52183 | BROS-C038(C06)--8J-38 | FHWA Approved | Total | | | \$1,000,000 | | \$1,000,000 |
| Grundy County | On 110th St 0.6mi west L Ave of over a fork of Beaver Creek, S11 T89 R17 | | Federal Aid | | | \$1,000,000 | | \$1,000,000 |
| | Bridge Replacement | | Regional Swap | | | | | |
| 37703 | BROS-C038(E01)--8J-38 | FHWA Approved | Total | | | \$975,000 | | \$975,000 |
| Grundy County | On 160TH St from H Ave west 0.3mi to the South Fork of Beaver Creek, near the N1/4 S1 T88 R18 | | Federal Aid | | | \$975,000 | | \$975,000 |
| | Bridge Replacement | | Regional Swap | | | | | |
| 45893 | BRS-C007()-60-07 | FHWA Approved | Total | | | \$500,000 | | \$500,000 |
| Black Hawk County | On Winslow Rd (C55), Over TRIBUTARY TO W FORK CEDAR RIVER, S8 T90 R14 | | Federal Aid | | | \$400,000 | | \$400,000 |
| | Bridge Replacement | | Regional Swap | | | \$100,000 | | \$100,000 |

| Project ID | Project Number | Approval Level | | 2024 | 2025 | 2026 | 2027 | Totals |
|------------|----------------|----------------|--|------|------|------|------|--------|
| Sponsor | Location | Letting Date | | | | | | |
| STIP ID | Work Codes | | | | | | | |

HBP

| | | | | | | | | |
|-------------------|--|---------------|----------------------|--|--|--------------------|------------------|--------------------|
| 45587 | BRS-C010)--60-10 | FHWA Approved | Total | | | \$925,000 | | \$925,000 |
| Buchanan County | On W-40 0.4 miles south of 250 th St. | | Federal Aid | | | \$740,000 | | \$740,000 |
| | Bridge Replacement | | Regional Swap | | | \$185,000 | | \$185,000 |
| 53409 | BRS-C019)--60-19 | FHWA Approved | Total | | | \$1,143,750 | | \$1,143,750 |
| Chickasaw County | On V 14, Over WAPSIPINICON RIVER OVERFLOW, S11 T95 R14 | | Federal Aid | | | \$915,000 | | \$915,000 |
| | Bridge Replacement-CCS | | Regional Swap | | | \$228,750 | | \$228,750 |
| 10455 | BROS-C007(96)--8J-07 | FHWA Approved | Total | | | | \$600,000 | \$600,000 |
| Black Hawk County | On FOX RD, Over SPRING CREEK, S24 T88 R11 | 3/21/2017 | Federal Aid | | | | \$600,000 | \$600,000 |
| | Bridge Replacement | | Regional Swap | | | | | |
| 45579 | BROS-C009(L-7-126)--8J-09 | FHWA Approved | Total | | | | \$550,000 | \$550,000 |
| Bremer County | On 180TH ST, Over CRANE CREEK, S18 T92 R12 | | Federal Aid | | | | \$550,000 | \$550,000 |
| | Bridge Replacement | | Regional Swap | | | | | |
| 37174 | BROS-C012(N03W10)--8J-12 | FHWA Approved | Total | | | | \$600,000 | \$600,000 |
| Butler County | On JAY AVE, Over SMALL STREAM, from 290th Street north 0.5 miles to bridge | | Federal Aid | | | | \$600,000 | \$600,000 |
| | Bridge Replacement | | Regional Swap | | | | | |
| 40184 | BROS-C012(N24W10)--8J-12 | FHWA Approved | Total | | | | \$900,000 | \$900,000 |
| Butler County | On LIBERTY AVE, Over BEAVER CREEK, from 320th St north 0.2 miles to bridge | | Federal Aid | | | | \$900,000 | \$900,000 |
| | Bridge Replacement | | Regional Swap | | | | | |
| 52192 | BROS-C038(A06)--8J-38 | FHWA Approved | Total | | | | \$400,000 | \$400,000 |
| Grundy County | 110th St 0.4 mi. west of T55 over a branch of Beaver Creek S8 T89 R15 | | Federal Aid | | | | \$400,000 | \$400,000 |
| | Bridge Replacement-CCS | | Regional Swap | | | | | |

| Project ID | Project Number | Approval Level | | 2024 | 2025 | 2026 | 2027 | Totals |
|------------|----------------|----------------|--|------|------|------|------|--------|
| Sponsor | Location | Letting Date | | | | | | |
| STIP ID | Work Codes | | | | | | | |

HBP

| | | | | | | | | |
|------------------|---|---------------|--------------------|--|--|--|------------------|------------------|
| 47228 | BROS-C038(C04)--8J-38 | FHWA Approved | Total | | | | \$400,000 | \$400,000 |
| Grundy County | On G Ave 0.1mi. south of Westbrook Ave over a tributary of Beaver Creek S6 T89 R17 | | Federal Aid | | | | \$400,000 | \$400,000 |
| | Bridge Replacement | | Regional | | | | | |
| | | | Swap | | | | | |
| 36648 | BROS-C038(C13)--8J-38 | FHWA Approved | Total | | | | \$625,000 | \$625,000 |
| Grundy County | On G Ave 0.5 mi. north of 140th St over the North Fork of Beaver Creek, S19 T89 R17 | | Federal Aid | | | | \$625,000 | \$625,000 |
| | Bridge Replacement-CCS | | Regional | | | | | |
| | | | Swap | | | | | |
| 38995 | BRS-C009()--60-09 | FHWA Approved | Total | | | | \$600,000 | \$600,000 |
| Bremer County | On V48, Over STREAM, S24 T93N R12W | | Federal Aid | | | | \$480,000 | \$480,000 |
| | Bridge Replacement | | Regional | | | | | |
| | | | Swap | | | | \$120,000 | \$120,000 |
| 53426 | BRS-C019()--60-19 | FHWA Approved | Total | | | | \$762,500 | \$762,500 |
| Chickasaw County | On S LINN AVE, Over SPRING BRANCH CREEK, S19 T95 R12 | | Federal Aid | | | | \$610,000 | \$610,000 |
| | Bridge Replacement-CCS | | Regional | | | | | |
| | | | Swap | | | | \$152,500 | \$152,500 |
| 53429 | BRS-C019()--60-19 | FHWA Approved | Total | | | | \$350,000 | \$350,000 |
| Chickasaw County | On S LINN AVE, Over SMALL STREAM, S24 T95 R13 | | Federal Aid | | | | \$280,000 | \$280,000 |
| | Bridge Replacement | | Regional | | | | | |
| | | | Swap | | | | \$70,000 | \$70,000 |

HSIP

| | | | | | | | | |
|-----------------------------------|--|---------------|--------------------|--------------------|--|--|--|--------------------|
| 54556 | HSIP-003()--3L-09 | FHWA Approved | Total | \$2,421,200 | | | | \$2,421,200 |
| Iowa Department of Transportation | IA 3: 0.1 mi E of Cedar River Parkway to US 63 | | Federal Aid | \$1,936,800 | | | | \$1,936,800 |
| 24313 | Pavement Rehab, PCC Paved Shoulder - Repair | | Regional | | | | | |
| | | | Swap | | | | | |

DOT Note: Project includes 3R and HSIP funds

| Project ID | Project Number | Approval Level | | 2024 | 2025 | 2026 | 2027 | Totals |
|------------|----------------|----------------|--|------|------|------|------|--------|
| Sponsor | Location | Letting Date | | | | | | |
| STIP ID | Work Codes | | | | | | | |

ILL

| | | | | | | | | |
|------------------|---|---------------|----------------------|--|--------------------|--------------------|--|--------------------|
| 52844 | ILL-C010()--92-10 | FHWA Approved | Total | | \$1,950,000 | | | \$1,950,000 |
| Buchanan County | On D 48, Over BEAR CREEK, S36 T87 R10 | | Federal Aid | | | | | |
| | | | Regional Swap | | | | | |
| 53372 | ILL-C019()--92-19 | FHWA Approved | Total | | \$6,852,000 | | | \$6,852,000 |
| Chickasaw County | On V18, from South Corporate Limits of City of Alta Vista North approximately 4.6 miles to Main St. in the City of Elma | | Federal Aid | | | | | |
| | PCC Overlay - Unbonded, PCC Curb and Gutter | | Regional Swap | | | | | |
| 52852 | ILL-C010()--92-10 | FHWA Approved | Total | | | \$1,800,000 | | \$1,800,000 |
| Buchanan County | On W 13, S12 T90 R10 | | Federal Aid | | | | | |
| | | | Regional Swap | | | | | |

NHPP

| | | | | | | | | |
|-----------------------------------|---|---------------|----------------------|---------------------|---------------------|------------------|--|---------------------|
| 54647 | NHSX-020()--3H-10 | FHWA Approved | Total | \$3,699,000 | | | | \$3,699,000 |
| Iowa Department of Transportation | US 20: IA 187 to IA 38 | | Federal Aid | \$2,959,200 | | | | \$2,959,200 |
| 24368 | Pavement Rehab | | Regional Swap | | | | | |
| 54646 | NHSX-063()--3H-09 | FHWA Approved | Total | \$3,627,000 | | | | \$3,627,000 |
| Iowa Department of Transportation | US 63: 0.55 mi S of Co Rd C33 to 2 mi S of Chickasaw Co Line (SB) | | Federal Aid | \$2,901,600 | | | | \$2,901,600 |
| 24367 | Pavement Rehab | | Regional Swap | | | | | |
| 52489 | NHSX-218()--3H-07 | FHWA Approved | Total | \$18,340,000 | \$26,205,000 | \$436,000 | | \$44,981,000 |
| Iowa Department of Transportation | US 218: Cedar River in Janesville to IA 116 in Waverly | | Federal Aid | \$14,672,000 | \$20,964,000 | \$348,800 | | \$35,984,800 |
| 24394 | Grade and Pave, Bridge New, Grading | | Regional Swap | | | | | |

| Project ID | Project Number | Approval Level | | 2024 | 2025 | 2026 | 2027 | Totals |
|------------|----------------|----------------|--|------|------|------|------|--------|
| Sponsor | Location | Letting Date | | | | | | |
| STIP ID | Work Codes | | | | | | | |

PRF

| | | | | | | | | |
|-----------------------------------|---|---------------|----------------------|--------------------|--|--|--|--------------------|
| 45363 | BRFN-003)--39-12 | FHWA Approved | Total | \$4,454,000 | | | | \$4,454,000 |
| Iowa Department of Transportation | IA 3: Hartgraves Creek Overflow 0.5 mi W of Co Rd T16 | | Federal Aid | | | | | |
| | Bridge New | | Regional Swap | | | | | |
| 45292 | BRFN-020)--39-10 | FHWA Approved | Total | \$801,000 | | | | \$801,000 |
| Iowa Department of Transportation | US 20: Co RD W45 3.4 mi W of IA 187 | | Federal Aid | | | | | |
| | Bridge Deck Overlay | | Regional Swap | | | | | |
| 45297 | BRFN-020)--39-10 | FHWA Approved | Total | \$497,000 | | | | \$497,000 |
| Iowa Department of Transportation | US 20: Wapsipinicon River 1.5 mi E of IA 150 (EB/WB) | | Federal Aid | | | | | |
| | Bridge Deck Overlay | | Regional Swap | | | | | |
| 45317 | BRFN-020)--39-10 | FHWA Approved | Total | \$622,000 | | | | \$622,000 |
| Iowa Department of Transportation | US 20: IA 150 Interchange in Independence (EB/WB) | | Federal Aid | | | | | |
| | Bridge Deck Overlay | | Regional Swap | | | | | |
| 45291 | BRFN-218)--39-07 | FHWA Approved | Total | \$1,354,000 | | | | \$1,354,000 |
| Iowa Department of Transportation | US 218: Mud Creek 0.9 mi N of Co Rd D46 | | Federal Aid | | | | | |
| | Bridge Replacement | | Regional Swap | | | | | |
| 54690 | NHSN-003)--2R-12 | FHWA Approved | Total | \$13,000 | | | | \$13,000 |
| Iowa Department of Transportation | IA 3: Wetland Bank Mitigation Site Not Yet Identified | | Federal Aid | | | | | |
| | Wetland Mitigation | | Regional Swap | | | | | |

| Project ID | Project Number | Approval Level | | 2024 | 2025 | 2026 | 2027 | Totals |
|------------|----------------|----------------|--|------|------|------|------|--------|
| Sponsor | Location | Letting Date | | | | | | |
| STIP ID | Work Codes | | | | | | | |

PRF

| | | | | | | | | |
|-----------------------------------|--|---------------|----------------------|--------------------|--------------------|--|--|--------------------|
| 54688 | NHSN-018)--2R-19 | FHWA Approved | Total | \$105,000 | | | | \$105,000 |
| Iowa Department of Transportation | US 18: Winters Lake Overflow 2.9 mi E of Co Rd T76 | | Federal Aid | | | | | |
| | Wetland Mitigation | | Regional Swap | | | | | |
| 54625 | STPN-188)--2J-09 | FHWA Approved | Total | \$1,470,000 | | | | \$1,470,000 |
| Iowa Department of Transportation | IA 188: WCL of Plainfield to US 63 | | Federal Aid | | | | | |
| | Pavement Rehab | | Regional Swap | | | | | |
| 54686 | STPN-218)--2J-07 | FHWA Approved | Total | \$15,000 | | | | \$15,000 |
| Iowa Department of Transportation | US 218: Stream Bank Mitigation Site Not Yet Identified | | Federal Aid | | | | | |
| | Wetland Mitigation | | Regional Swap | | | | | |
| 48569 | BRFN-014)--39-12 | FHWA Approved | Total | | \$306,000 | | | \$306,000 |
| Iowa Department of Transportation | IA 14: Stream 1.0 mi N of Co Rd C23 | | Federal Aid | | | | | |
| | Bridge Deck Overlay | | Regional Swap | | | | | |
| 48458 | BRFN-018)--39-19 | FHWA Approved | Total | | \$893,000 | | | \$893,000 |
| Iowa Department of Transportation | US 18: Wapsipinicon River 0.1 mi E of Co Rd V14 | | Federal Aid | | | | | |
| | Bridge Deck Overlay | | Regional Swap | | | | | |
| 45360 | BRFN-063)--39-09 | FHWA Approved | Total | | \$2,878,000 | | | \$2,878,000 |
| Iowa Department of Transportation | US 63: Crane Creek 1.5 mi S of IA 188 (SB) | | Federal Aid | | | | | |
| | Culvert Replacement | | Regional Swap | | | | | |
| 48556 | IMN-380)--0E-10 | FHWA Approved | Total | | \$1,242,000 | | | \$1,242,000 |
| Iowa Department of Transportation | I 380: NB Weigh Station 1.5 mi N of Co Rd D48 | | Federal Aid | | | | | |
| | Pave | | Regional Swap | | | | | |

| Project ID | Project Number | Approval Level | | 2024 | 2025 | 2026 | 2027 | Totals |
|------------|----------------|----------------|--|------|------|------|------|--------|
| Sponsor | Location | Letting Date | | | | | | |
| STIP ID | Work Codes | | | | | | | |

PRF

| | | | | | | | | |
|-----------------------------------|---|---------------|----------------------|--|--------------------|--------------------|--|--------------------|
| 48554 | IMN-380()--0E-10 | FHWA Approved | Total | | \$1,466,000 | | | \$1,466,000 |
| Iowa Department of Transportation | I 380: SB Weigh Station 3.5 mi N of Co Rd D48 | | Federal Aid | | | | | |
| | Pave | | Regional Swap | | | | | |
| 48632 | NHSN-014()--2R-38 | FHWA Approved | Total | | \$1,646,000 | | | \$1,646,000 |
| Iowa Department of Transportation | IA 14: Wolf Creek 0.8 mi N fo Co Rd D67 | | Federal Aid | | | | | |
| | Bridge Replacement, Right of Way | | Regional Swap | | | | | |
| 54689 | NHSN-014()--2R-38 | FHWA Approved | Total | | \$250,000 | | | \$250,000 |
| Iowa Department of Transportation | IA 14: Black Hawk Creek 1.5 mi S of S Jct Co Rd D35 in Grundy | | Federal Aid | | | | | |
| | Wetland Mitigation | | Regional Swap | | | | | |
| 48631 | STPN-175()--2J-38 | FHWA Approved | Total | | \$134,000 | \$1,314,000 | | \$1,448,000 |
| Iowa Department of Transportation | IA 175: Munns Creek 0.8 mi E of Co Rd T47 | | Federal Aid | | | | | |
| | Bridge New, Right of Way | | Regional Swap | | | | | |
| 54687 | STPN-175()--2J-38 | FHWA Approved | Total | | | \$75,000 | | \$75,000 |
| Iowa Department of Transportation | IA 175: Munns Creek 0.8 mi E of Co Rd T47 | | Federal Aid | | | | | |
| | Wetland Mitigation | | Regional Swap | | | | | |

STBG

| | | | | | | | | |
|-----------------------------------|--|---------------|----------------------|--------------------|--|--|--|--------------------|
| 39177 | BRF-003()--38-09 | FHWA Approved | Total | \$8,076,000 | | | | \$8,076,000 |
| Iowa Department of Transportation | IA 3: Cedar River 3.7 mi E of US 218 in Waverly | | Federal Aid | \$6,460,800 | | | | \$6,460,800 |
| 24296 | Bridge Replacement, Right of Way | | Regional Swap | | | | | |
| 45357 | BRF-018()--38-19 | FHWA Approved | Total | \$1,493,000 | | | | \$1,493,000 |
| Iowa Department of Transportation | US 18: Winters Lake Overflow 2.9 mi E of Co Rd T76 | | Federal Aid | \$1,194,400 | | | | \$1,194,400 |
| 24335 | Bridge Replacement | | Regional Swap | | | | | |

| Project ID | Project Number | Approval Level | | 2024 | 2025 | 2026 | 2027 | Totals |
|---|---|----------------|----------------------|-------------|-------------|----------|----------|-------------|
| Sponsor | Location | Letting Date | | | | | | |
| STIP ID | Work Codes | | | | | | | |
| STBG | | | | | | | | |
| 1403 | RGPL--PA07(RTP)--ST-00 | FHWA Approved | Total | \$50,000 | \$50,000 | \$50,000 | \$50,000 | \$200,000 |
| RPA 7 | RPA 7 General Transportation Planning | | Federal Aid | \$40,000 | \$40,000 | \$40,000 | \$40,000 | \$160,000 |
| 24005 | Trans Planning | | Regional Swap | \$40,000 | \$40,000 | \$40,000 | \$40,000 | \$160,000 |
| PA Note: RPA 7 General Transportation Planning (TIP, PPP, TPWP, SRP, LRP) | | | | | | | | |
| 54620 | STP-057()--2C-12 | FHWA Approved | Total | \$793,000 | | | | \$793,000 |
| Iowa Department of Transportation | IA 57: In Aplington, from 13th St to 4th St, 3R Project Pavement Rehab | | Federal Aid | \$634,400 | | | | \$634,400 |
| 24348 | | | Regional Swap | | | | | |
| 40124 | STP-S-C010()--5E-10 | FHWA Approved | Total | \$4,200,000 | | | | \$4,200,000 |
| Buchanan County | On W35, from D22 to Quasqueton | | Federal Aid | \$1,721,000 | | | | \$1,721,000 |
| 24261 | PCC Overlay - Unbonded | | Regional Swap | \$1,721,000 | | | | \$1,721,000 |
| 36494 | STP-S-C019(113)--5E-19 | FHWA Approved | Total | \$4,602,424 | | | | \$4,602,424 |
| Chickasaw County | On V18, from U.S. Hwy. 18 North approximately 8.6 miles to the South Corporate Limits of the City of Alta Vista | 1/17/2024 | Federal Aid | \$1,147,000 | | | | \$1,147,000 |
| 24223 | PCC Overlay | | Regional Swap | \$1,147,000 | | | | \$1,147,000 |
| 45383 | BRF-014()--38-38 | FHWA Approved | Total | | \$2,959,000 | | | \$2,959,000 |
| Iowa Department of Transportation | IA 14: Black Hawk Creek 1.5 mi S of S Jct Co Rd D35 | | Federal Aid | | \$2,367,200 | | | \$2,367,200 |
| | Bridge Replacement, Right of Way | | Regional Swap | | | | | |
| 48385 | STP-PA07()--2C-07 | FHWA Approved | Total | | \$962,500 | | | \$962,500 |
| RPA 7 | On US 218, from La Porte City limits N 5.7 miles to Schrock Rd | | Federal Aid | | \$770,000 | | | \$770,000 |
| | Pavement Rehab/Widen | | Regional Swap | | \$770,000 | | | \$770,000 |
| PA Note: RPA contribution to Iowa DOT project | | | | | | | | |
| 44769 | STP-S-C012(T16 Dumont)--5E-12 | FHWA Approved | Total | | \$1,500,000 | | | \$1,500,000 |
| Butler County | On T16, from Hwy 3 north 6 miles to C23 | | Federal Aid | | \$800,000 | | | \$800,000 |
| | HMA Resurfacing/Cold-in-Place Recycling | | Regional Swap | | \$800,000 | | | \$800,000 |

| Project ID | Project Number | Approval Level | | 2024 | 2025 | 2026 | 2027 | Totals |
|------------|----------------|----------------|--|------|------|------|------|--------|
| Sponsor | Location | Letting Date | | | | | | |
| STIP ID | Work Codes | | | | | | | |

STBG

| | | | | | | | | |
|-----------------------------------|---|---------------|----------------------|--|--------------------|--------------------|--------------------|--------------------|
| 47063 | STP-S-C038(T47)--5E-38 | FHWA Approved | Total | | \$1,300,000 | | | \$1,300,000 |
| Grundy County | On T 47, from Marshall County N 3.9 miles to IA175 | | Federal Aid | | \$800,000 | | | \$800,000 |
| | Pavement Rehab | | Regional Swap | | \$800,000 | | | \$800,000 |
| 52523 | BRF-018()--38-19 | FHWA Approved | Total | | | \$6,000 | | \$6,000 |
| Iowa Department of Transportation | US 18: Little Cedar River 0.4 mi W of Co Rd T76 | | Federal Aid | | | \$4,800 | | \$4,800 |
| | Bridge New, Right of Way | | Regional Swap | | | | | |
| 52688 | BRF-063()--38-19 | FHWA Approved | Total | | | \$1,060,000 | | \$1,060,000 |
| Iowa Department of Transportation | US 63: E Fork Wapsipinicon River 2.1 mi N of US 18 | | Federal Aid | | | \$848,000 | | \$848,000 |
| | Bridge Rehabilitation | | Regional Swap | | | | | |
| 52522 | BRF-218()--38-07 | FHWA Approved | Total | | | \$2,317,000 | | \$2,317,000 |
| Iowa Department of Transportation | US 218: Big Creek Overflow 0.3 mi N of Co Rd D48 in La Porte City | | Federal Aid | | | \$1,853,600 | | \$1,853,600 |
| | Bridge New, Right of Way | | Regional Swap | | | | | |
| 45725 | STP-S-C010()--5E-10 | FHWA Approved | Total | | | \$2,600,000 | | \$2,600,000 |
| Buchanan County | On W 45, from 130th St. S 5.2 miles to 180th St. S19 T90 R07 | | Federal Aid | | | \$1,950,000 | | \$1,950,000 |
| | | | Regional Swap | | | \$1,950,000 | | \$1,950,000 |
| 54680 | BRF-150()--38-10 | FHWA Approved | Total | | | | \$3,116,000 | \$3,116,000 |
| Iowa Department of Transportation | IA 150: Wapsipinicon River in Independence | | Federal Aid | | | | \$2,492,800 | \$2,492,800 |
| | Bridge Rehabilitation | | Regional Swap | | | | | |
| 45578 | STP-S-C009(L-6-126)--5E-09 | FHWA Approved | Total | | | | \$3,000,000 | \$3,000,000 |
| Bremer County | On V 21, from Waverly NE 10 miles to 188 | | Federal Aid | | | | \$1,500,000 | \$1,500,000 |
| | HMA Resurfacing/Cold-in-Place Recycling | | Regional Swap | | | | \$1,500,000 | \$1,500,000 |

| Project ID | Project Number | Approval Level | | 2024 | 2025 | 2026 | 2027 | Totals |
|------------|----------------|----------------|--|------|------|------|------|--------|
| Sponsor | Location | Letting Date | | | | | | |
| STIP ID | Work Codes | | | | | | | |

STBG

| | | | | | | | | |
|------------------|--|---------------|----------------------|--|--|--|--------------------|--------------------|
| 44770 | STP-S-C012(T16 Aredale)--5E-12 | FHWA Approved | Total | | | | \$1,350,000 | \$1,350,000 |
| Butler County | On T16/C13, from C23 north and west 5.5 miles to Franklin County | | Federal Aid | | | | \$799,000 | \$799,000 |
| | HMA Resurfacing/Cold-in-Place Recycling | | Regional Swap | | | | \$799,000 | \$799,000 |
| 53373 | STP-S-C019()--5E-19 | FHWA Approved | Total | | | | \$2,269,000 | \$2,269,000 |
| Chickasaw County | On V56, from U.S. Hwy. 18 North approximately 3.1 miles to B54 | | Federal Aid | | | | \$1,815,000 | \$1,815,000 |
| | PCC Overlay - Unbonded | | Regional Swap | | | | \$1,815,000 | \$1,815,000 |

SWAP-HSIP

| | | | | | | | | |
|------------------|--|---------------|----------------------|-----------------|--|--|--|-----------------|
| 53366 | HSIP-SWAP-C019(112)--FJ-19 | FHWA Approved | Total | \$90,000 | | | | \$90,000 |
| Chickasaw County | On B16, B22, B28, B33, B44, B54, B57, T76, V56, V64, 225th Street, Kenwood Ave. & South Linn | 2/20/2024 | Federal Aid | | | | | |
| | Traffic Signs | | Regional Swap | \$90,000 | | | | \$90,000 |

SWAP-STBG

| | | | | | | | | |
|--------------|--|---------------|----------------------|--|--|--------------------|--|--------------------|
| 52430 | STBG-SWAP-1935()--SG-09 | FHWA Approved | Total | | | \$312,500 | | \$312,500 |
| Denver | In the city of Denver, On State St, from Prestien Dr N 0.43 miles to Quarter Section Run Bridge | | Federal Aid | | | \$250,000 | | \$250,000 |
| | PCC Pavement - Replace | | Regional Swap | | | \$250,000 | | \$250,000 |
| 52431 | STBG-SWAP-3665()--SG-10 | FHWA Approved | Total | | | \$3,140,000 | | \$3,140,000 |
| Independence | In the city of Independence, On 1st St W, from 10th Ave NW E 0.53 miles to Wapsipinicon River Bridge | | Federal Aid | | | \$1,389,000 | | \$1,389,000 |
| | PCC Pavement - Replace, Ped/Bike Paving | | Regional Swap | | | \$1,389,000 | | \$1,389,000 |

TAP

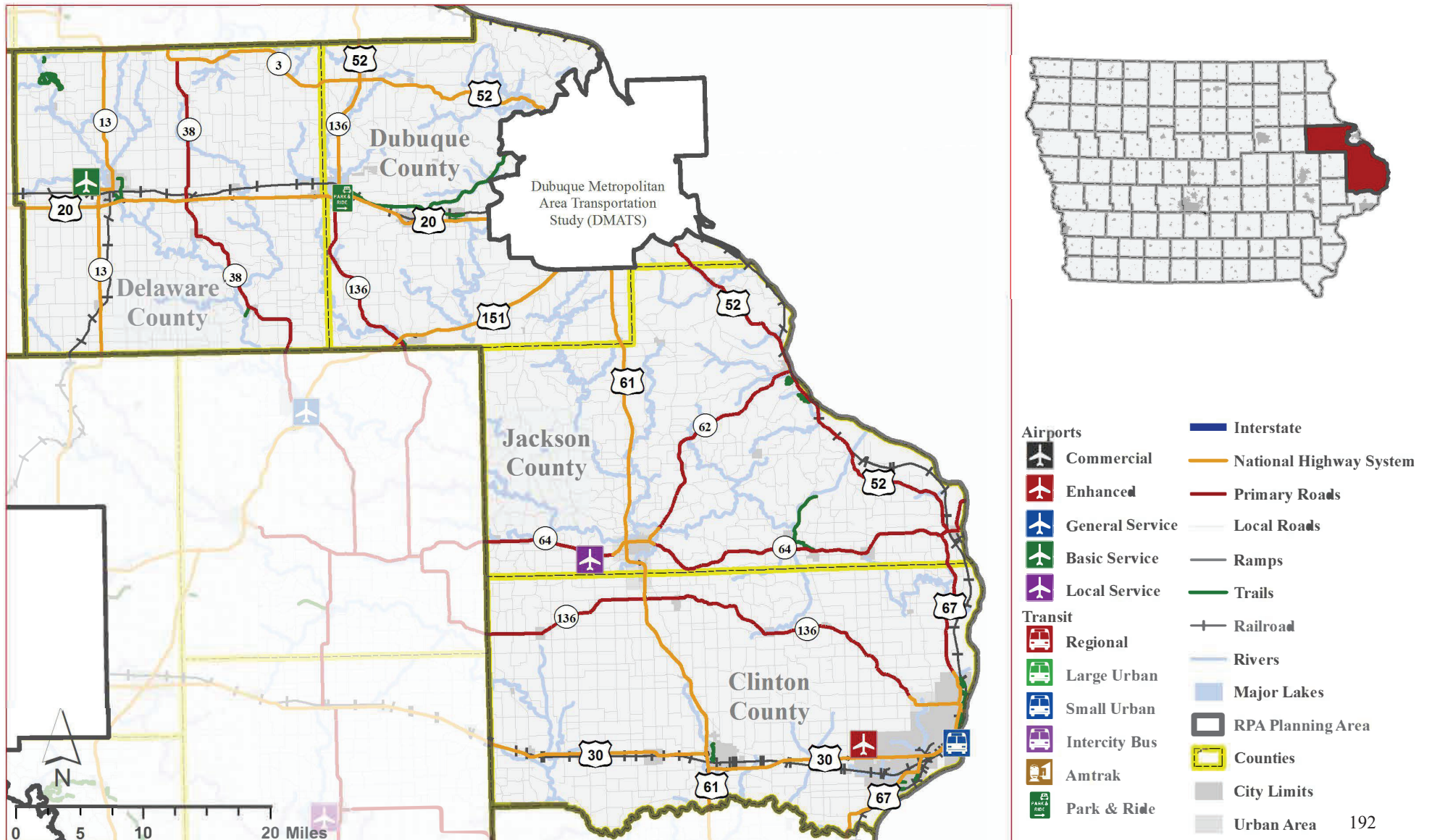
| | | | | | | | | |
|----------|--|---------------|----------------------|------------------|--|--|--|------------------|
| 52715 | TAP-R-2460(603)--8T-10 | FHWA Approved | Total | \$102,431 | | | | \$102,431 |
| Fairbank | In the city of Fairbank, a recreation trail on N 4th St, from Rhonda Rd NE to Cedar Dr | 3/19/2024 | Federal Aid | \$81,947 | | | | \$81,947 |
| 24136 | Ped/Bike Grade & Pave | | Regional Swap | \$81,947 | | | | \$81,947 |

| Project ID | Project Number | Approval Level | | 2024 | 2025 | 2026 | 2027 | Totals |
|------------|----------------|----------------|--|------|------|------|------|--------|
| Sponsor | Location | Letting Date | | | | | | |
| STIP ID | Work Codes | | | | | | | |

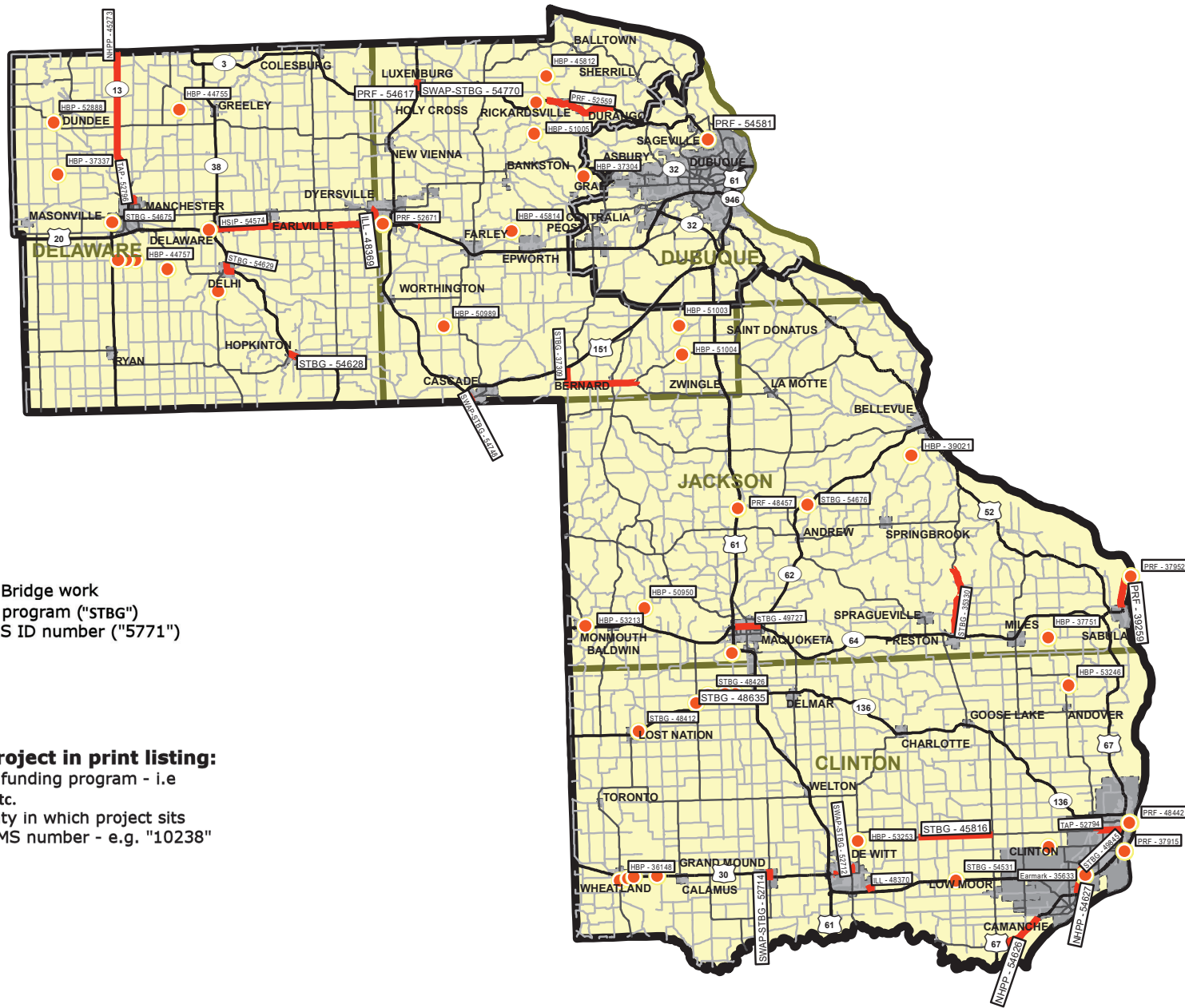
TAP

| | | | | | | | | |
|--------------------|--|---------------|--------------------|------------------|------------------|--|--|------------------|
| 49792 | TAP-R-C010(117)--8T-10 | FHWA Approved | Total | \$280,000 | | | | \$280,000 |
| Buchanan County | Taylor's Ford Trail Bridge Rehab, Over | 4/16/2024 | Federal Aid | \$184,000 | | | | \$184,000 |
| 24262 | WAPSIPINICON RIVER, S32 T88 R08 | | Regional | \$184,000 | | | | \$184,000 |
| | | | Swap | | | | | |
| 52721 | TAP-R-C010(118)--8T-10 | FHWA Approved | Total | \$181,417 | | | | \$181,417 |
| Buchanan County | On Fontana Park Trail Loop, from existing lake shore | 2/20/2024 | Federal Aid | \$145,133 | | | | \$145,133 |
| Conservation Board | trail E to near Fontana Blvd | | Regional | \$145,133 | | | | \$145,133 |
| 24067 | Ped/Bike Grade & Pave | | Swap | | | | | |
| 52722 | TAP-R-C012()--8T-12 | FHWA Approved | Total | | \$634,617 | | | \$634,617 |
| Butler County | On Rolling Prairie Trail, from Cedar Ave NW 2.14 | | Federal Aid | | \$484,500 | | | \$484,500 |
| Conservation Board | miles to Franklin County Line | | Regional | | \$484,500 | | | \$484,500 |
| | Ped/Bike Paving | | Swap | | | | | |

RPA 8 - Regional Planning Affiliation 8
7600 Commerce Park, Dubuque, IA 52002
Phone: 563-556-4166, Fax: 563-556-0348, www.eciatrans.org



2024 Transportation Improvement Program



Map key:

- / — Road or Bridge work
- STBG-5771 Funding program ("STBG") and TPMS ID number ("5771")

To locate project in print listing:

1. Look under funding program - i.e STBG, TAP, etc.
2. Locate county in which project sits
3. Find the TPMS number - e.g. "10238"

RPA 8

| Project ID | Project Number | Approval Level | | 2024 | 2025 | 2026 | 2027 | Totals |
|------------|----------------|----------------|--|------|------|------|------|--------|
| Sponsor | Location | Letting Date | | | | | | |
| STIP ID | Work Codes | | | | | | | |

Earmark

| | | | | | | | | |
|---------|--|---------------|--------------------|---------------------|---------------------|--|--|---------------------|
| 35633 | HDP-1415(634)--71-23 | FHWA Approved | Total | \$17,550,000 | \$22,750,000 | | | \$40,300,000 |
| Clinton | In the city of Clinton, On Manufacturing Drive and Bluff Boulevard from US Highway 30 to 7th Avenue North | 6/18/2024 | Federal Aid | \$7,400,000 | \$7,600,000 | | | \$15,000,000 |
| 24108 | | | Regional | \$3,025,000 | \$4,375,000 | | | \$7,400,000 |
| | Grade and Pave, PCC Pavement - Replace, Engineering - Design, Right of Way, Environmental Assessment, Outside Services Engineering | | Swap | \$3,025,000 | \$4,375,000 | | | \$7,400,000 |

DOT Note: This includes all work to be done under HDP-1415(634)--71-23, HDP-1415(637)--71-23, and HDP-1415(638)--71-23. HDP-1415(637)--71-23 is on Manufacturing Drive from US 30 NE 1.6 miles to College Ave. Has funding limits of DEMO- \$7,400,000 and STBG- \$1,600,000. HDP-1415(638)--71-23 is on Manufacturing Drive from College Ave NE 2.2 miles to 7th Ave North. Has funding limits of DEMO- \$7,600,000; STBG- \$3,400,000; TSIP- \$500,000.

Grant Application

| | | | | | | | | |
|-----------------|---|---------------|--------------------|--|--|--------------------|--|--------------------|
| 52777 | DGA-C028(103)--XT-28 | FHWA Approved | Total | | | \$7,000,000 | | \$7,000,000 |
| Delaware County | On X31, Over MAQUOKETA RIVER, S29 T88 R04 | 1/17/2024 | Federal Aid | | | | | |
| | | | Regional | | | | | |
| | | | Swap | | | | | |
| | | | Grant App | | | \$5,600,000 | | \$5,600,000 |

HBP

| | | | | | | | | |
|-----------------|---|---------------|--------------------|--------------------|--|--|--|--------------------|
| 53246 | BHS-C023(134)--63-23 | FHWA Approved | Total | \$350,000 | | | | \$350,000 |
| Clinton County | On Z 50, Over ELK RIVER, S15 T83 R06E | 1/17/2024 | Federal Aid | \$280,000 | | | | \$280,000 |
| 24171 | Bridge Deck Overlay | | Regional | | | | | |
| | | | Swap | \$70,000 | | | | \$70,000 |
| 52905 | BRM-1415(642)--8N-23 | FHWA Approved | Total | \$1,750,000 | | | | \$1,750,000 |
| Clinton | In the city of Clinton, On F 14, Over LITTLE MILL CREEK, S8 T81 R06E | 7/16/2024 | Federal Aid | \$1,360,000 | | | | \$1,360,000 |
| 24137 | Bridge Replacement - Other | | Regional | | | | | |
| | | | Swap | \$140,000 | | | | \$140,000 |
| 53032 | BROS-C028(104)--5F-28 | FHWA Approved | Total | \$500,000 | | | | \$500,000 |
| Delaware County | On X 21, Over SMALL STREAM, from 240th St S 0.6 miles to Bridge S15 T88 R05 | 2/20/2024 | Federal Aid | \$500,000 | | | | \$500,000 |
| 24283 | Bridge Replacement | | Regional | | | | | |
| | | | Swap | | | | | |

| Project ID | Project Number | Approval Level | | 2024 | 2025 | 2026 | 2027 | Totals |
|------------|----------------|----------------|--|------|------|------|------|--------|
| Sponsor | Location | Letting Date | | | | | | |
| STIP ID | Work Codes | | | | | | | |

HBP

| | | | | | | | | |
|-----------------|---|---------------|----------------------|------------------|------------------|--|--|------------------|
| 37304 | BROS-C031(118)--5F-31 | FHWA Approved | Total | \$400,000 | | | | \$400,000 |
| Dubuque County | On Graf Road, in NE S20 T89N R1E | 2/20/2024 | Federal Aid | \$400,000 | | | | \$400,000 |
| 24190 | Bridge Replacement | | Regional Swap | | | | | |
| 51004 | BROS-C031(119)--5F-31 | FHWA Approved | Total | \$400,000 | | | | \$400,000 |
| Dubuque County | On BENNETTVILLE RD, Over BUNCOMBE CREEK, S21 T87 R02E | 3/19/2024 | Federal Aid | \$400,000 | | | | \$400,000 |
| 24191 | Bridge Replacement | | Regional Swap | | | | | |
| 45062 | BROS-C049(90)--8J-49 | FHWA Approved | Total | \$650,000 | | | | \$650,000 |
| Jackson County | On 184TH AVE, Over Prairie Creek, S36 T84 R02E | 2/20/2024 | Federal Aid | \$650,000 | | | | \$650,000 |
| 24230 | Bridge Replacement | | Regional Swap | | | | | |
| 52888 | BHOS-C028)--5N-28 | FHWA Approved | Total | | \$250,000 | | | \$250,000 |
| Delaware County | On W 69, Over SANDHAGEN CREEK, S28 T90 R06 | | Federal Aid | | \$250,000 | | | \$250,000 |
| | Bridge Deck Overlay | | Regional Swap | | | | | |
| 36148 | BHS-C023)--63-23 | FHWA Approved | Total | | \$300,000 | | | \$300,000 |
| Clinton County | On Y4E, Over YANKEE RUN CREEK, S15 T81 RE1 | | Federal Aid | | \$240,000 | | | \$240,000 |
| | Bridge Deck Overlay | | Regional Swap | | \$60,000 | | | \$60,000 |
| 53213 | BROS-5160(601)--8J-49 | FHWA Approved | Total | | \$550,000 | | | \$550,000 |
| Jackson County | In the city of Monmouth, Beers Creek, S20 T84 R1 | 11/19/2024 | Federal Aid | | \$550,000 | | | \$550,000 |
| | Bridge Replacement | | Regional Swap | | | | | |

| Project ID | Project Number | Approval Level | | 2024 | 2025 | 2026 | 2027 | Totals |
|------------|----------------|----------------|--|------|------|------|------|--------|
| Sponsor | Location | Letting Date | | | | | | |
| STIP ID | Work Codes | | | | | | | |

HBP

| | | | | | | | | |
|-----------------|---|---------------|----------------------|--|------------------|------------------|--|------------------|
| 37337 | BROS-C028(101)--8J-28 | FHWA Approved | Total | | \$300,000 | | | \$300,000 |
| Delaware County | On 130th Avenue, in NW S15 T89N R6W | 12/20/2022 | Federal Aid | | \$300,000 | | | \$300,000 |
| | Bridge Replacement | | Regional Swap | | | | | |
| 51005 | BROS-C031()--5F-31 | FHWA Approved | Total | | \$400,000 | | | \$400,000 |
| Dubuque County | On HANNAH RD, Over MIDDLE FORK LITTLE MAQUOKETA RIVER, S2 T89 R01 | | Federal Aid | | \$400,000 | | | \$400,000 |
| | Bridge Replacement | | Regional Swap | | | | | |
| 45812 | BROS-C031()--8J-31 | FHWA Approved | Total | | \$350,000 | | | \$350,000 |
| Dubuque County | On FLANNAGAN RD, Over CREEK, S13 T90 R01 | | Federal Aid | | \$350,000 | | | \$350,000 |
| | Bridge Replacement | | Regional Swap | | | | | |
| 39021 | BROS-C049()--5F-49 | FHWA Approved | Total | | \$650,000 | | | \$650,000 |
| Jackson County | On 362nd Avenue (Z15), Over Duck creek, S25 T86 R4E | | Federal Aid | | \$650,000 | | | \$650,000 |
| | Bridge Replacement | | Regional Swap | | | | | |
| 44757 | BROS-C028()--5F-28 | FHWA Approved | Total | | | \$350,000 | | \$350,000 |
| Delaware County | On 240th Street, Over Unnamed Stream, S8 T88N R5W | | Federal Aid | | | \$350,000 | | \$350,000 |
| | Bridge New-CCS | | Regional Swap | | | | | |
| 44755 | BROS-C028()--8J-28 | FHWA Approved | Total | | | \$300,000 | | \$300,000 |
| Delaware County | On 140th Street, Over Rutherford Branch, S24 T90N R5W | | Federal Aid | | | \$300,000 | | \$300,000 |
| | Bridge New-CCS | | Regional Swap | | | | | |
| 51003 | BROS-C031()--5F-31 | FHWA Approved | Total | | | \$350,000 | | \$350,000 |
| Dubuque County | On SAINT JOES PR RD, Over LYTLE CREEK, S9 T87 R02E | | Federal Aid | | | \$350,000 | | \$350,000 |
| | Bridge Replacement | | Regional Swap | | | | | |

| Project ID | Project Number | Approval Level | | 2024 | 2025 | 2026 | 2027 | Totals |
|-----------------|--|----------------|----------------------|------|------|--------------------|------------------|--------------------|
| Sponsor | Location | Letting Date | | | | | | |
| STIP ID | Work Codes | | | | | | | |
| HBP | | | | | | | | |
| 45814 | BROS-C031)--8J-31 | FHWA Approved | Total | | | \$350,000 | | \$350,000 |
| Dubuque County | On FISH POND RD, Over CREEK, S4 T88 R01 | | Federal Aid | | | \$350,000 | | \$350,000 |
| | Bridge Replacement | | Regional Swap | | | | | |
| 37751 | BROS-C049)--5F-49 | FHWA Approved | Total | | | \$400,000 | | \$400,000 |
| Jackson County | On 17th Street, Over Elk Creek, S33 T84N R6E | | Federal Aid | | | \$400,000 | | \$400,000 |
| | Bridge Replacement | | Regional Swap | | | | | |
| 50950 | BROS-C049)--5F-49 | FHWA Approved | Total | | | \$2,124,000 | | \$2,124,000 |
| Jackson County | On 74TH ST, Over S FORK MAQUOKETA RIVER, S13 T84 R01E | | Federal Aid | | | \$2,124,000 | | \$2,124,000 |
| | Bridge Replacement | | Regional Swap | | | | | |
| 53253 | BHS-C023)--63-23 | FHWA Approved | Total | | | | \$350,000 | \$350,000 |
| Clinton County | On Y 70, Over AMES CREEK, S5 T81 R04E | | Federal Aid | | | | \$280,000 | \$280,000 |
| | Bridge Deck Overlay | | Regional Swap | | | | \$70,000 | \$70,000 |
| 53033 | BROS-C028)--5F-28 | FHWA Approved | Total | | | | \$350,000 | \$350,000 |
| Delaware County | On 240TH ST, Over SMALL STREAM, from 170th Ave W 0.0 miles to Bridge S18 T88 R05 | | Federal Aid | | | | \$350,000 | \$350,000 |
| | Bridge Replacement | | Regional Swap | | | | | |
| 53034 | BROS-C028)--5F-28 | FHWA Approved | Total | | | | \$350,000 | \$350,000 |
| Delaware County | On 240TH ST, Over STREAM, from 167th Ave W 0.3 miles to Bridge S18 T88 R05 | | Federal Aid | | | | \$350,000 | \$350,000 |
| | Bridge Replacement | | Regional Swap | | | | | |
| 50989 | BROS-C031)--8J-31 | FHWA Approved | Total | | | | \$300,000 | \$300,000 |
| Dubuque County | On KOCH RD, S2 T87 R02 | | Federal Aid | | | | \$300,000 | \$300,000 |
| | Bridge Replacement | | Regional Swap | | | | | |

| Project ID | Project Number | Approval Level | | 2024 | 2025 | 2026 | 2027 | Totals |
|------------|----------------|----------------|--|------|------|------|------|--------|
| Sponsor | Location | Letting Date | | | | | | |
| STIP ID | Work Codes | | | | | | | |

HSIP

| | | | | | | | | |
|-----------------------------------|---|---------------|----------------------|--------------------|--|--|--|--------------------|
| 54574 | HSIPX-020()--3L-28 | FHWA Approved | Total | \$3,099,000 | | | | \$3,099,000 |
| Iowa Department of Transportation | US 20: 0.5 mi E of IA 38 to 0.2 mi W of Old Castle Rd | | Federal Aid | \$2,789,100 | | | | \$2,789,100 |
| 24330 | Pavement Widening | | Regional Swap | | | | | |
| 54555 | HSIPX-020()--3L-31 | FHWA Approved | Total | \$302,000 | | | | \$302,000 |
| Iowa Department of Transportation | US 20: Wuchter Rd Intersection E of Dyersville (WB) | | Federal Aid | \$271,800 | | | | \$271,800 |
| 24311 | Grade and Pave, Right of Way | | Regional Swap | | | | | |

ILL

| | | | | | | | | |
|------------|--|---------------|----------------------|---------------------|--|--|--|---------------------|
| 48370 | ILL-1855()--93-23 | FHWA Approved | Total | \$4,351,500 | | | | \$4,351,500 |
| De Witt | In the city of De Witt, INDUSTRIAL STREET EXTENSION | | Federal Aid | | | | | |
| | Grade and Pave | | Regional Swap | | | | | |
| 48369 | ILL-2160()--93-31 | FHWA Approved | Total | \$19,900,000 | | | | \$19,900,000 |
| Dyersville | In the city of Dyersville, On 1ST ST SW, Over SMALL STREAM | | Federal Aid | | | | | |
| | Pavement Widening, Bridge New | | Regional Swap | | | | | |

NHPP

| | | | | | | | | |
|-----------------------------------|--|---------------|----------------------|---------------------|--|--|--|---------------------|
| 45273 | NHSX-013()--3H-28 | FHWA Approved | Total | \$24,825,000 | | | | \$24,825,000 |
| Iowa Department of Transportation | IA 13: Honey Creek 0.2 mi N of Co Rd D13 to S Jct IA 3 | | Federal Aid | \$19,860,000 | | | | \$19,860,000 |
| 24310 | Grade and Pave, Right of Way | | Regional Swap | | | | | |
| 54626 | NHSX-067()--3H-23 | FHWA Approved | Total | \$2,612,000 | | | | \$2,612,000 |
| Iowa Department of Transportation | US 67: SCL Folllets to SCL Camanche | | Federal Aid | \$2,089,600 | | | | \$2,089,600 |
| 24351 | Pavement Rehab | | Regional Swap | | | | | |

| Project ID | Project Number | Approval Level | | 2024 | 2025 | 2026 | 2027 | Totals |
|------------|----------------|----------------|--|------|------|------|------|--------|
| Sponsor | Location | Letting Date | | | | | | |
| STIP ID | Work Codes | | | | | | | |

NHPP

| | | | | | | | | |
|-----------------------------------|---|---------------|----------------------|--------------------|--|--|--|--------------------|
| 54627 | NHSX-067)--3H-23 | FHWA Approved | Total | \$1,513,000 | | | | \$1,513,000 |
| Iowa Department of Transportation | US 67: Washington Blvd in Camanche to W Jct US 30 | | Federal Aid | \$1,210,400 | | | | \$1,210,400 |
| 24352 | Pavement Rehab | | Regional Swap | | | | | |

PRF

| | | | | | | | | |
|-----------------------------------|--|---------------|----------------------|--------------------|-----------------|-----------------|-----------------|--------------------|
| 52638 | BRFN-020)--39-31 | FHWA Approved | Total | \$513,000 | | | | \$513,000 |
| Iowa Department of Transportation | US 20: IA 136 Interchange in Dyersville (EB & WB) Bridge Deck Overlay | | Federal Aid | | | | | |
| | | | Regional Swap | | | | | |
| 52671 | BRFN-020)--39-31 | FHWA Approved | Total | \$375,000 | | | | \$375,000 |
| Iowa Department of Transportation | US 20: N Fork Maquoketa River 0.5 mi W of IA 136 (EB) Bridge Deck Overlay | | Federal Aid | | | | | |
| | | | Regional Swap | | | | | |
| 45318 | BRFN-030)--39-23 | FHWA Approved | Total | \$1,188,000 | | | | \$1,188,000 |
| Iowa Department of Transportation | US 30: Silver Creek 0.7 mi E of W Jct US 61 in De Witt (EB/WB) Bridge Deck Overlay | | Federal Aid | | | | | |
| | | | Regional Swap | | | | | |
| 39206 | BRFN-030)--39-23 | FHWA Approved | Total | \$1,009,000 | | | | \$1,009,000 |
| Iowa Department of Transportation | US 30: Ames Creek 3.5 mi E of E Jct US 61 (EB/WB) Bridge Deck Overlay | | Federal Aid | | | | | |
| | | | Regional Swap | | | | | |
| 37915 | BRFN-030)--39-23 | FHWA Approved | Total | \$25,000 | \$25,000 | \$25,000 | \$25,000 | \$100,000 |
| Iowa Department of Transportation | US 30: Mississippi River in Clinton (State Share) Bridge Cleaning | | Federal Aid | | | | | |
| | | | Regional Swap | | | | | |

| Project ID | Project Number | Approval Level | | 2024 | 2025 | 2026 | 2027 | Totals |
|------------|----------------|----------------|--|------|------|------|------|--------|
| Sponsor | Location | Letting Date | | | | | | |
| STIP ID | Work Codes | | | | | | | |

PRF

| | | | | | | | | |
|-----------------------------------|--|---------------|----------------------|--------------------|-----------------|-----------------|-----------------|--------------------|
| 37952 | BRFN-052)--39-49 | FHWA Approved | Total | \$25,000 | \$25,000 | \$25,000 | \$25,000 | \$100,000 |
| Iowa Department of Transportation | US 52: Mississippi River in Sabula (State Share) | | Federal Aid | | | | | |
| | Bridge Cleaning | | Regional Swap | | | | | |
| 39207 | BRFN-061)--39-23 | FHWA Approved | Total | \$1,857,000 | | | | \$1,857,000 |
| Iowa Department of Transportation | US 61: N Jct US 30 in De Witt (NB/SB) | | Federal Aid | | | | | |
| | Bridge Deck Overlay | | Regional Swap | | | | | |
| 37917 | BRFN-136)--39-23 | FHWA Approved | Total | \$40,000 | \$40,000 | \$40,000 | \$40,000 | \$160,000 |
| Iowa Department of Transportation | IA 136: Mississippi River in Clinton (State Share) | | Federal Aid | | | | | |
| | Bridge Cleaning | | Regional Swap | | | | | |
| 54582 | NHSN-013)--2R-28 | FHWA Approved | Total | \$10,000 | | | | \$10,000 |
| Iowa Department of Transportation | IA 13: Wetland Bank Mitigation - Site Not Yet Identified | | Federal Aid | | | | | |
| | Wetland Mitigation | | Regional Swap | | | | | |
| 54564 | NHSN-030)--2R-23 | FHWA Approved | Total | \$350,000 | | | | \$350,000 |
| Iowa Department of Transportation | US 30: 0.8 mi E of Co Rd Z40 and 1.7 mi E of Co Rd Z40 | | Federal Aid | | | | | |
| | Grading | | Regional Swap | | | | | |
| 54584 | NHSN-052)--2R-31 | FHWA Approved | Total | \$127,000 | | | | \$127,000 |
| Iowa Department of Transportation | IA 3: Mitigation for Section 1 | | Federal Aid | | | | | |
| | Wetland Mitigation | | Regional Swap | | | | | |
| 52559 | NHSN-052)--2R-31 | FHWA Approved | Total | \$330,000 | | | | \$330,000 |
| Iowa Department of Transportation | US 52: E Jct Pfeiler Rd to 0.7 mi N of Boy Scout Rd | | Federal Aid | | | | | |
| | Erosion Control | | Regional Swap | | | | | |

| Project ID | Project Number | Approval Level | | 2024 | 2025 | 2026 | 2027 | Totals |
|------------|----------------|----------------|--|------|------|------|------|--------|
| Sponsor | Location | Letting Date | | | | | | |
| STIP ID | Work Codes | | | | | | | |

PRF

| | | | | | | | | |
|-----------------------------------|--|---------------|----------------------|------------------|--------------------|---------------------|-----------------|---------------------|
| 54617 | NHSN-052)--2R-31 | FHWA Approved | Total | \$215,000 | | | | \$215,000 |
| Iowa Department of Transportation | US 52: In the City of Luxemburg | | Federal Aid | | | | | |
| | Pavement Rehab | | Regional Swap | | | | | |
| 54616 | NHSN-136)--2R-23 | FHWA Approved | Total | \$52,000 | | | | \$52,000 |
| Iowa Department of Transportation | IA 136: In Clinton, E of US 67 | | Federal Aid | | | | | |
| | Pavement Rehab | | Regional Swap | | | | | |
| 48457 | BRFN-061)--39-49 | FHWA Approved | Total | | \$485,000 | | | \$485,000 |
| Iowa Department of Transportation | US 61: Tarecod Creek 1.4 mi N of Co Rd E17 (NB) | | Federal Aid | | | | | |
| | Bridge Deck Overlay | | Regional Swap | | | | | |
| 48442 | BRFN-136)--39-23 | FHWA Approved | Total | | \$3,624,000 | | | \$3,624,000 |
| Iowa Department of Transportation | IA 136: Mississippi River in Clinton (State Share) | | Federal Aid | | | | | |
| | Bridge Deck Overlay | | Regional Swap | | | | | |
| 54693 | STPN-052)--2J-49 | FHWA Approved | Total | | \$125,000 | | | \$125,000 |
| Iowa Department of Transportation | US 52: Wetland Bank Mitigation Site Not Yet Determined | | Federal Aid | | | | | |
| | Wetland Mitigation | | Regional Swap | | | | | |
| 39259 | STPN-052)--2J-49 | FHWA Approved | Total | | | \$33,300,000 | | \$33,300,000 |
| Iowa Department of Transportation | US 52: Mississippi River Bridge to N of Sabula | | Federal Aid | | | | | |
| | Grade and Pave | | Regional Swap | | | | | |
| 54581 | BRFN-003)--39-31 | FHWA Approved | Total | | | | \$87,000 | \$87,000 |
| Iowa Department of Transportation | IA 3: Rooster Lane 0.1 mi N of Northwest Arterial | | Federal Aid | | | | | |
| | Bridge Removal | | Regional Swap | | | | | |

| Project ID | Project Number | Approval Level | | 2024 | 2025 | 2026 | 2027 | Totals |
|------------|----------------|----------------|--|------|------|------|------|--------|
| Sponsor | Location | Letting Date | | | | | | |
| STIP ID | Work Codes | | | | | | | |

STBG

| | | | | | | | | |
|-----------------------------------|---|---------------|----------------------|--------------------|---------------------|-----------------|-----------------|---------------------|
| 39204 | BRF-030()--38-23 | FHWA Approved | Total | \$7,000 | \$11,327,000 | | | \$11,334,000 |
| Iowa Department of Transportation | US 30: Wapsipinicon River 1.5 mi E of Co Rd Y4E | | Federal Aid | | \$9,061,600 | | | \$9,061,600 |
| 24300 | Bridge New, Right of Way | | Regional Swap | | | | | |
| 52525 | BRF-030()--38-23 | FHWA Approved | Total | \$5,000 | \$2,710,000 | | | \$2,715,000 |
| Iowa Department of Transportation | US 30: Calamus Drainage Ditch 1.5 mi W of Co Rd Y44 | | Federal Aid | | \$2,168,000 | | | \$2,168,000 |
| 24304 | Bridge New, Right of Way | | Regional Swap | | | | | |
| 478 | RGPL-PA08(RTP)--ST-00 | FHWA Approved | Total | \$86,969 | \$86,969 | \$86,969 | \$86,969 | \$347,876 |
| RPA 8 | On ECIA Transportation Planning | | Federal Aid | \$69,575 | \$69,575 | \$69,575 | \$69,575 | \$278,300 |
| 24007 | Trans Planning | | Regional Swap | \$69,575 | \$69,575 | \$69,575 | | \$208,725 |
| 54628 | STP-038()--2C-28 | FHWA Approved | Total | \$735,000 | | | | \$735,000 |
| Iowa Department of Transportation | IA 38: S of Hopkinton to N of Hopkinton | | Federal Aid | \$588,000 | | | | \$588,000 |
| 24353 | Pavement Rehab | | Regional Swap | | | | | |
| 54629 | STP-038()--2C-28 | FHWA Approved | Total | \$360,000 | | | | \$360,000 |
| Iowa Department of Transportation | IA 38: ECL to NCL in City of Delhi | | Federal Aid | \$288,000 | | | | \$288,000 |
| 24354 | Pavement Rehab | | Regional Swap | | | | | |
| 45816 | STP-S-C023(135)--5E-23 | FHWA Approved | Total | \$1,990,000 | | | | \$1,990,000 |
| Clinton County | On F 12, from Z-24 E 5 miles to Z-36 | 2/20/2024 | Federal Aid | \$1,185,000 | | | | \$1,185,000 |
| 24170 | HMA Resurfacing/Cold-in-Place Recycling | | Regional Swap | \$1,185,000 | | | | \$1,185,000 |
| | | | | \$240,000 | | | | \$240,000 |
| 49845 | STP-U-PA08()--70-23 | FHWA Approved | Total | \$25,000 | \$25,000 | \$25,000 | | \$75,000 |
| RPA 8 | On Manufacturing Drive and Bluff Boulevard, From US 30 to 7th Ave N | | Federal Aid | \$20,000 | \$20,000 | \$20,000 | | \$60,000 |
| 24066 | Trans Planning | | Regional Swap | \$20,000 | \$20,000 | \$20,000 | | \$60,000 |

PA Note: Funding was approved for RPA 8 to help the City of Clinton administer RAISE grant.

| Project ID | Project Number | Approval Level | | 2024 | 2025 | 2026 | 2027 | Totals |
|------------|----------------|----------------|--|------|------|------|------|--------|
| Sponsor | Location | Letting Date | | | | | | |
| STIP ID | Work Codes | | | | | | | |

STBG

| | | | | | | | | |
|-----------------------------------|--|---------------|----------------------|-----------------|--------------------|--|--|--------------------|
| 49727 | STP-U-PA08()-70-49 | FHWA Approved | Total | \$12,500 | | | | \$12,500 |
| RPA 8 | On Platt St, from US 61 E 1.7 miles to HYW 64 | | Federal Aid | \$10,000 | | | | \$10,000 |
| 24060 | Trans Planning | | Regional Swap | \$10,000 | | | | \$10,000 |
| 48412 | BRF-136()-38-23 | FHWA Approved | Total | | \$728,000 | | | \$728,000 |
| Iowa Department of Transportation | IA 136: Ditch 8.6 mi N of US 61 | | Federal Aid | | \$582,400 | | | \$582,400 |
| | Bridge New, Right of Way | | Regional Swap | | | | | |
| 48429 | BRF-136()-38-23 | FHWA Approved | Total | | \$777,000 | | | \$777,000 |
| Iowa Department of Transportation | IA 136: Branch Elwood Creek 1.2 mi N of US 61 | | Federal Aid | | \$621,600 | | | \$621,600 |
| | Bridge New, Right of Way | | Regional Swap | | | | | |
| 48615 | BRF-136()-38-23 | FHWA Approved | Total | | \$1,041,000 | | | \$1,041,000 |
| Iowa Department of Transportation | IA 136: Branch Elwood Creek 1.9 mi N of US 61 | | Federal Aid | | \$832,800 | | | \$832,800 |
| | Bridge New, Right of Way | | Regional Swap | | | | | |
| 48426 | BRF-136()-38-23 | FHWA Approved | Total | | \$1,612,000 | | | \$1,612,000 |
| Iowa Department of Transportation | IA 136: Elwood Creek 3.1 mi W of US 61 | | Federal Aid | | \$1,289,600 | | | \$1,289,600 |
| | Bridge New, Right of Way | | Regional Swap | | | | | |
| 48635 | BRF-136()-38-23 | FHWA Approved | Total | | \$1,084,000 | | | \$1,084,000 |
| Iowa Department of Transportation | IA 136: Branch Elwood Creek 4.0 mi N of US 61 | | Federal Aid | | \$867,200 | | | \$867,200 |
| | Bridge New, Right of Way | | Regional Swap | | | | | |
| 35330 | STP-S-C049()-5E-49 | FHWA Approved | Total | | \$1,700,000 | | | \$1,700,000 |
| Jackson County | On Z 34, from Preston N 4.6 miles to Maquoketa River | | Federal Aid | | \$1,350,000 | | | \$1,350,000 |
| | HMA Pavement - Replace | | Regional Swap | | \$1,350,000 | | | \$1,350,000 |

| Project ID | Project Number | Approval Level | | 2024 | 2025 | 2026 | 2027 | Totals |
|------------|----------------|----------------|--|------|------|------|------|--------|
| Sponsor | Location | Letting Date | | | | | | |
| STIP ID | Work Codes | | | | | | | |

STBG

| | | | | | | | | |
|-----------------------------------|--|---------------|----------------------|--|--|--------------------|---------------------|---------------------|
| 52672 | BRF-030()--38-23 | FHWA Approved | Total | | | \$520,000 | | \$520,000 |
| Iowa Department of Transportation | US 30: UP RR 0.3 mi E of W Jct US 67 in Clinton Bridge Deck Overlay | | Federal Aid | | | \$416,000 | | \$416,000 |
| | | | Regional Swap | | | | | |
| 48413 | BRF-030()--38-23 | FHWA Approved | Total | | | \$3,324,000 | \$13,532,000 | \$16,856,000 |
| Iowa Department of Transportation | US 30: UP RR 0.6 mi E of Co Rd Y4E Bridge New, Right of Way | | Federal Aid | | | \$2,659,200 | \$10,825,600 | \$13,484,800 |
| | | | Regional Swap | | | | | |
| 52524 | BRF-030()--38-23 | FHWA Approved | Total | | | \$5,000 | \$2,276,000 | \$2,281,000 |
| Iowa Department of Transportation | US 30: Unnamed Stream 1.0 mi E of Co Rd Y4E Bridge New, Right of Way | | Federal Aid | | | | \$1,820,800 | \$1,820,800 |
| | | | Regional Swap | | | | | |
| 52637 | BRF-030()--38-23 | FHWA Approved | Total | | | \$838,000 | | \$838,000 |
| Iowa Department of Transportation | US 30: Mill Creek 0.2 mi E of W Jct US 67 in Clinton Bridge Deck Overlay | | Federal Aid | | | \$670,400 | | \$670,400 |
| | | | Regional Swap | | | | | |
| 37309 | STP-S-C031()--5E-31 | FHWA Approved | Total | | | \$2,950,000 | | \$2,950,000 |
| Dubuque County | On Higginsport Road, from Hwy 151 5.9 miles to Moloney Road Pavement Rehab | | Federal Aid | | | \$2,360,000 | | \$2,360,000 |
| | | | Regional Swap | | | \$2,360,000 | | \$2,360,000 |
| 54675 | BRF-013()--38-28 | FHWA Approved | Total | | | | \$2,331,000 | \$2,331,000 |
| Iowa Department of Transportation | IA 13: CC RR 1.0 mi N of US 20 Bridge Rehabilitation | | Federal Aid | | | | \$1,864,800 | \$1,864,800 |
| | | | Regional Swap | | | | | |
| 54540 | BRF-020()--38-28 | FHWA Approved | Total | | | | \$860,000 | \$860,000 |
| Iowa Department of Transportation | US 20: Abandoned RR 0.4 mi W of IA 38 (EB) Bridge Deck Overlay | | Federal Aid | | | | \$688,000 | \$688,000 |
| | | | Regional Swap | | | | | |

| Project ID | Project Number | Approval Level | | 2024 | 2025 | 2026 | 2027 | Totals |
|------------|----------------|----------------|--|------|------|------|------|--------|
| Sponsor | Location | Letting Date | | | | | | |
| STIP ID | Work Codes | | | | | | | |

STBG

| | | | | | | | | |
|-----------------------------------|---|---------------|----------------------|--|--|--|--------------------|--------------------|
| 52526 | BRF-020)--38-31 | FHWA Approved | Total | | | | \$6,208,000 | \$6,208,000 |
| Iowa Department of Transportation | US 20: N Fork Maquoketa River 0.6 mi W of IA 136 (WB) | | Federal Aid | | | | \$4,966,400 | \$4,966,400 |
| | Bridge New, Right of Way | | Regional Swap | | | | | |
| 54531 | BRF-030)--38-23 | FHWA Approved | Total | | | | \$399,000 | \$399,000 |
| Iowa Department of Transportation | US 30: Brophy's Creek 8.5 mi E of E Jct US 61 (EB) | | Federal Aid | | | | \$319,200 | \$319,200 |
| | Bridge Deck Overlay | | Regional Swap | | | | | |
| 54676 | BRF-062)--38-49 | FHWA Approved | Total | | | | \$1,172,000 | \$1,172,000 |
| Iowa Department of Transportation | IA 62: Brush Creek 2.0 mi N of Co Rd Y61 | | Federal Aid | | | | \$937,600 | \$937,600 |
| | Bridge Rehabilitation | | Regional Swap | | | | | |

SWAP-STBG

| | | | | | | | | |
|-------------|---|---------------|----------------------|------------------|--|--|--|------------------|
| 54748 | STBG-SWAP-1147)--SG-31 | FHWA Approved | Total | \$120,000 | | | | \$120,000 |
| Cascade | In the city of Cascade, On 6TH AVE NW, from City limits SE to 5th Ave SW | | Federal Aid | | | | | |
| | PCC Pavement - Replace | | Regional Swap | \$120,000 | | | | \$120,000 |
| 52712 | STBG-SWAP-1855)--SG-23 | FHWA Approved | Total | \$998,460 | | | | \$998,460 |
| De Witt | In the city of De Witt, On 6th Ave, from 11th St N to Northridge Rd | | Federal Aid | | | | | |
| | Pave | | Regional Swap | \$703,635 | | | | \$703,635 |
| 54770 | STBG-SWAP-2100)--SG-31 | FHWA Approved | Total | \$90,000 | | | | \$90,000 |
| Luxemburg | In the city of Dubuque, On IA 3 E | | Federal Aid | | | | | |
| | Work Not Assigned | | Regional Swap | \$90,000 | | | | \$90,000 |
| 52714 | STBG-SWAP-3032)--SG-23 | FHWA Approved | Total | \$492,000 | | | | \$492,000 |
| Grand Mound | In the city of Grand Mound, On East St, from Sunnyside Street to North City Limit | | Federal Aid | | | | | |
| | Pave | | Regional Swap | \$250,000 | | | | \$250,000 |
| | | | Swap | \$250,000 | | | | \$250,000 |

| Project ID | Project Number | Approval Level | | 2024 | 2025 | 2026 | 2027 | Totals |
|------------|----------------|----------------|--|------|------|------|------|--------|
| Sponsor | Location | Letting Date | | | | | | |
| STIP ID | Work Codes | | | | | | | |

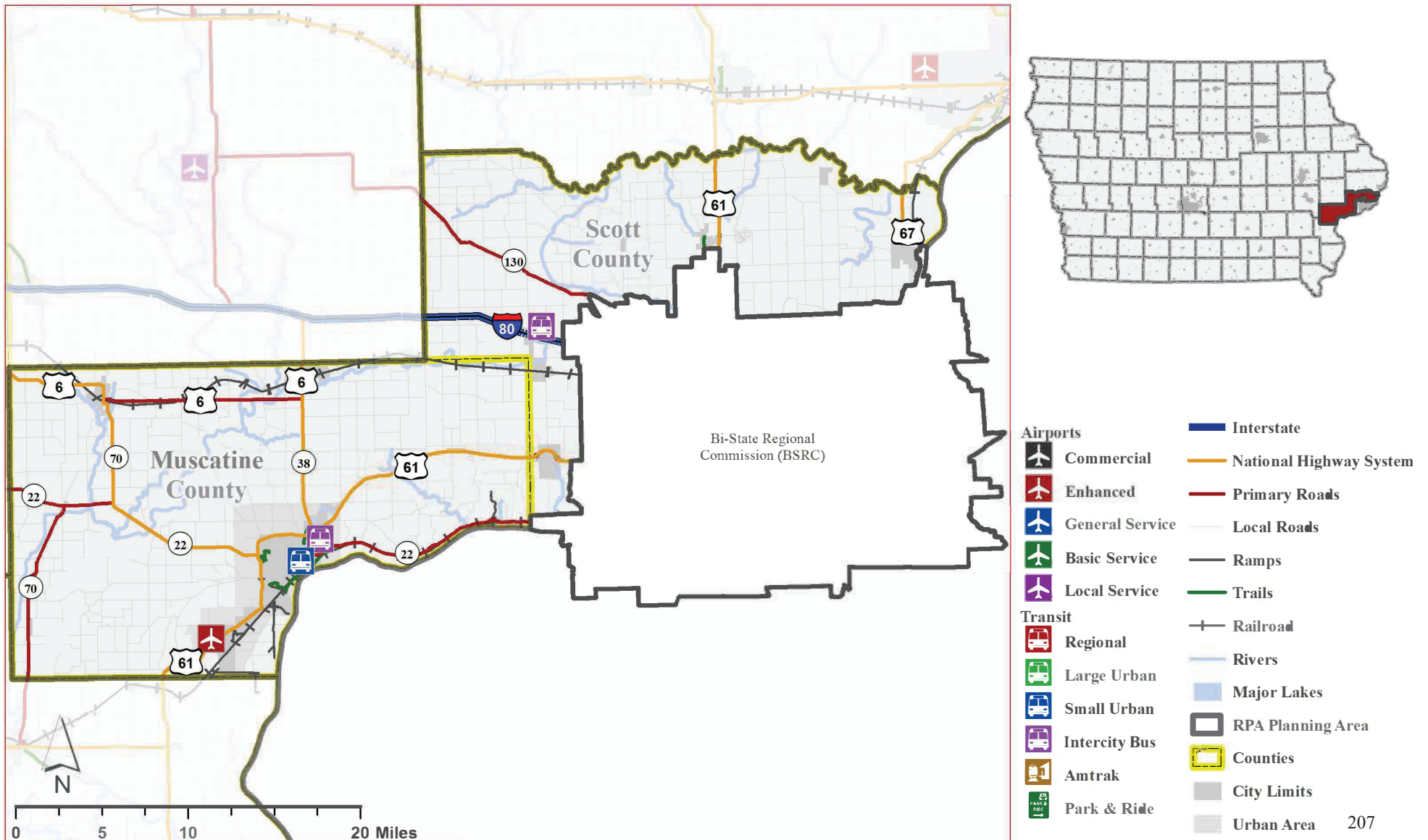
SWAP-STBG

| | | | | | | | | |
|------------|---|---------------|--------------------|--------------------|--|--|--|--------------------|
| 52713 | STBG-SWAP-4682(628)--SG-28 | FHWA Approved | Total | \$1,550,000 | | | | \$1,550,000 |
| Manchester | In the city of Manchester, On E MAIN ST, from approximately 50' west of Bailey Drive to 60' west of Stiles Street | 1/17/2024 | Federal Aid | | | | | |
| | | | Regional | \$684,283 | | | | \$684,283 |
| | Pave | | Swap | \$684,283 | | | | \$684,283 |

TAP

| | | | | | | | | |
|------------|--|---------------|--------------------|------------------|------------------|--|--|------------------|
| 52794 | TAP-U-1415(641)--8I-23 | FHWA Approved | Total | \$790,399 | | | | \$790,399 |
| Clinton | In the city of Clinton, On N 13TH ST, from Pershing Blvd 1.7 miles to North 14th St | 4/16/2024 | Federal Aid | \$250,000 | | | | \$250,000 |
| 24132 | Grade and Pave | | Regional | \$250,000 | | | | \$250,000 |
| | | | Swap | | | | | |
| 52795 | TAP-U-1855(619)--8I-23 | FHWA Approved | Total | \$420,000 | | | | \$420,000 |
| De Witt | In the city of De Witt, Paul Skeffington Memorial Trail from Westwood dr to Westbrook Park | 2/20/2024 | Federal Aid | \$170,000 | | | | \$170,000 |
| 24081 | Grade and Pave | | Regional | \$170,000 | | | | \$170,000 |
| | | | Swap | | | | | |
| 52796 | TAP-R-4682(--8T-28 | FHWA Approved | Total | | \$338,203 | | | \$338,203 |
| Manchester | In the city of Manchester, On Grand Avenue Trail, from Fairview Dr to E Acres St | | Federal Aid | | \$250,000 | | | \$250,000 |
| | Grade and Pave | | Regional | | \$250,000 | | | \$250,000 |
| | | | Swap | | | | | |

RPA 9 - Bi-State Regional Commission
1504 Third Avenue, Third Floor, Rock Island, IL 61201-8612
Phone: 309-793-6300, Fax: 309-793-6305, www.bistateonline.org



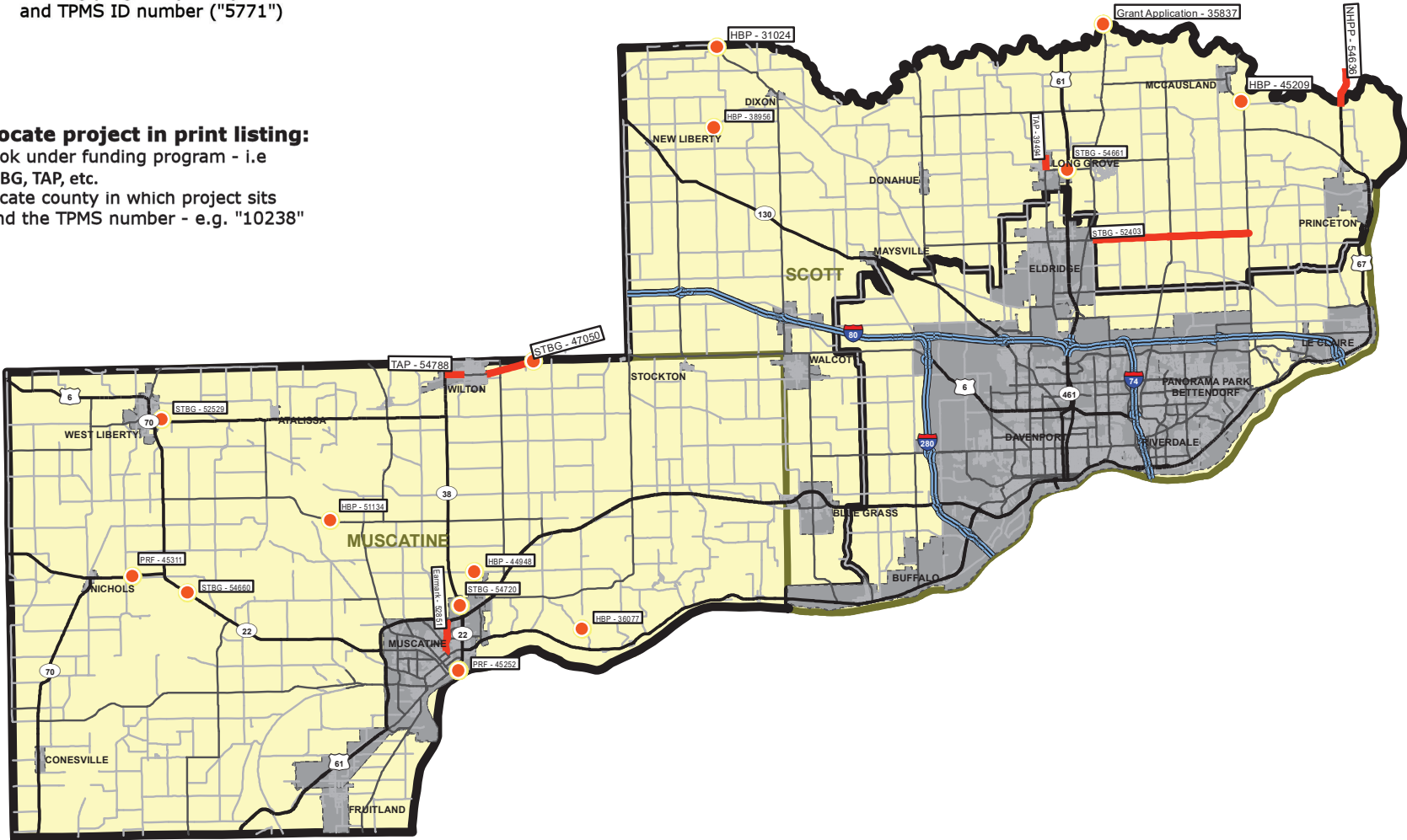
2024 Transportation Improvement Program

Map key:

- / — Road or Bridge work
- STBG-5771 Funding program ("STBG") and TPMS ID number ("5771")

To locate project in print listing:

1. Look under funding program - i.e STBG, TAP, etc.
2. Locate county in which project sits
3. Find the TPMS number - e.g. "10238"



RPA 9

| Project ID | Project Number | Approval Level | | 2024 | 2025 | 2026 | 2027 | Totals |
|---------------------------|--|----------------|----------------------|--------------------|------------------|--------------------|------|--------------------|
| Sponsor | Location | Letting Date | | | | | | |
| STIP ID | Work Codes | | | | | | | |
| Earmark | | | | | | | | |
| 52851 | HDP-5330(632)--71-70 | FHWA Approved | Total | | | \$2,002,000 | | \$2,002,000 |
| Muscatine | In the city of Muscatine, On ISETT AVE, from Cypress N 1.3 miles to Hwy 61 | | Federal Aid | | | \$2,002,000 | | \$2,002,000 |
| | | | Regional Swap | | | | | |
| Grant Application | | | | | | | | |
| 35837 | DGA-C082(65)--XT-82 | FHWA Approved | Total | \$3,500,000 | | | | \$3,500,000 |
| Scott County | On Y68, Over WAPSI RIVER OVERFLOW, S31 T81 RE4 | 2/20/2024 | Federal Aid | | | | | |
| | Bridge Replacement | | Regional Swap | | | | | |
| | | | Grant App | \$2,800,000 | | | | \$2,800,000 |
| HBP | | | | | | | | |
| 36077 | BROS-C070(71)--8J-70 | FHWA Approved | Total | \$737,000 | | | | \$737,000 |
| Muscatine County 24161 | On TROLLEY AVENUE, Near SE Corner NE-NE, S27 T77 R1W | 2/20/2024 | Federal Aid | \$737,000 | | | | \$737,000 |
| | Bridge Replacement | | Regional Swap | | | | | |
| 31024 | BRS-C082()-60-82 | FHWA Approved | Total | | \$400,000 | | | \$400,000 |
| Scott County | On Y4E, Over Tributary to Rock Creek, S3 T80 RE1 | | Federal Aid | | \$320,000 | | | \$320,000 |
| | Bridge Replacement | | Regional Swap | | \$80,000 | | | \$80,000 |
| 38956 | BROS-C082()-8J-82 | FHWA Approved | Total | | | \$400,000 | | \$400,000 |
| Scott County | On 35th Ave, Over Walnut Creek, S22 T80 R01E | | Federal Aid | | | \$400,000 | | \$400,000 |
| | Bridge Replacement | | Regional Swap | | | | | |
| 51134 | BRS-C070()-60-70 | FHWA Approved | Total | | | \$1,000,000 | | \$1,000,000 |
| Muscatine County | On F70, Over LITTLE MOSQUITO CREEK, S31 T78 R02 | | Federal Aid | | | \$800,000 | | \$800,000 |
| | Bridge Replacement | | Regional Swap | | | \$200,000 | | \$200,000 |

| Project ID | Project Number | Approval Level | | 2024 | 2025 | 2026 | 2027 | Totals |
|------------|----------------|----------------|--|------|------|------|------|--------|
| Sponsor | Location | Letting Date | | | | | | |
| STIP ID | Work Codes | | | | | | | |

HBP

| | | | | | | | | |
|------------------|---|---------------|----------------------|--|--|--|--------------------|--------------------|
| 44948 | BROS-C070)--5F-70 | FHWA Approved | Total | | | | \$500,000 | \$500,000 |
| Muscatine County | On 180TH STREET G14, Near NW Corner, S18 T77 R1W | | Federal Aid | | | | \$500,000 | \$500,000 |
| | Bridge Replacement | | Regional Swap | | | | | |
| 51133 | BRS-C070)--60-70 | FHWA Approved | Total | | | | \$1,020,000 | \$1,020,000 |
| Muscatine County | On F58, Over ELKHORN CREEK, S4 T78 R01 | | Federal Aid | | | | \$816,000 | \$816,000 |
| | Bridge Replacement | | Regional Swap | | | | \$204,000 | \$204,000 |
| 45209 | BRS-C082)--60-82 | FHWA Approved | Total | | | | \$600,000 | \$600,000 |
| Scott County | On Z30, Over Trib to Wapsipinicon River, S13 T80 R04E | | Federal Aid | | | | \$480,000 | \$480,000 |
| | RCB Culvert Replacement - Twin Box | | Regional Swap | | | | \$120,000 | \$120,000 |

NHPP

| | | | | | | | | |
|-----------------------------------|---|---------------|----------------------|--------------------|--|--|--|--------------------|
| 54636 | NHSX-067)--3H-82 | FHWA Approved | Total | \$1,207,000 | | | | \$1,207,000 |
| Iowa Department of Transportation | US 67: S of the Wapsipinicon River to SCL Follets | | Federal Aid | \$965,600 | | | | \$965,600 |
| 24360 | Pavement Rehab | | Regional Swap | | | | | |

PRF

| | | | | | | | | |
|-----------------------------------|---|---------------|----------------------|------------------|--|--|--|------------------|
| 45311 | BRFN-022)--39-70 | FHWA Approved | Total | \$416,000 | | | | \$416,000 |
| Iowa Department of Transportation | IA 22: Wapsinonoc Creek 1.6 mi E of W Jct IA 70 | | Federal Aid | | | | | |
| | Bridge Deck Overlay | | Regional Swap | | | | | |

| Project ID | Project Number | Approval Level | | 2024 | 2025 | 2026 | 2027 | Totals |
|------------|----------------|----------------|--|------|------|------|------|--------|
| Sponsor | Location | Letting Date | | | | | | |
| STIP ID | Work Codes | | | | | | | |

PRF

| | | | | | | | | |
|-----------------------------------|---|---------------|----------------------|-----------|----------|----------|----------|-----------|
| 37991 | BRFN-092())--39-70 | FHWA Approved | Total | \$50,000 | \$50,000 | \$50,000 | \$50,000 | \$200,000 |
| Iowa Department of Transportation | IA 92: Mississippi River in Muscatine (State Share) | | Federal Aid | | | | | |
| | Bridge Cleaning | | Regional Swap | | | | | |
| 45252 | BRFN-092())--39-70 | FHWA Approved | Total | \$451,000 | | | | \$451,000 |
| Iowa Department of Transportation | IA 92: Mississippi River in Muscatine (State share) | | Federal Aid | | | | | |
| | Bridge Rehabilitation | | Regional Swap | | | | | |

STBG

| | | | | | | | | |
|-----------------------------------|---|---------------|----------------------|--|----------|-------------|-----------|-------------|
| 533 | RGPL-PA09())--ST-00 | FHWA Approved | Total | | \$12,500 | \$12,500 | \$12,500 | \$37,500 |
| RPA 9 | Transportation Planning in Region 9 | | Federal Aid | | \$10,000 | \$10,000 | \$10,000 | \$30,000 |
| | Trans Planning | | Regional Swap | | | | | |
| 52529 | BRF-006())--38-70 | FHWA Approved | Total | | | \$1,509,000 | | \$1,509,000 |
| Iowa Department of Transportation | US 6: E Branch Wapsinonoc Creek 0.5 mi E of IA 70 | | Federal Aid | | | \$1,207,200 | | \$1,207,200 |
| | Bridge New, Right of Way | | Regional Swap | | | | | |
| 52403 | STP-S-C082())--5E-82 | FHWA Approved | Total | | | \$3,600,000 | | \$3,600,000 |
| Scott County | On F45, from 180th Ave E 6.0 miles to 240th Ave | | Federal Aid | | | \$1,440,000 | | \$1,440,000 |
| | HMA Resurfacing/Cold-in-Place Recycling | | Regional Swap | | | \$1,440,000 | | \$1,440,000 |
| 54660 | BRF-022())--38-70 | FHWA Approved | Total | | | | \$785,000 | \$785,000 |
| Iowa Department of Transportation | IA 22: Pike Run Creek 1.2 mi E of IA 70 | | Federal Aid | | | | \$628,000 | \$628,000 |
| | Bridge Deck Overlay | | Regional Swap | | | | | |

| Project ID | Project Number | Approval Level | | 2024 | 2025 | 2026 | 2027 | Totals |
|------------|----------------|----------------|--|------|------|------|------|--------|
| Sponsor | Location | Letting Date | | | | | | |
| STIP ID | Work Codes | | | | | | | |

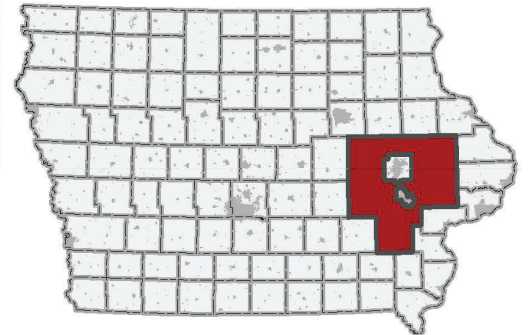
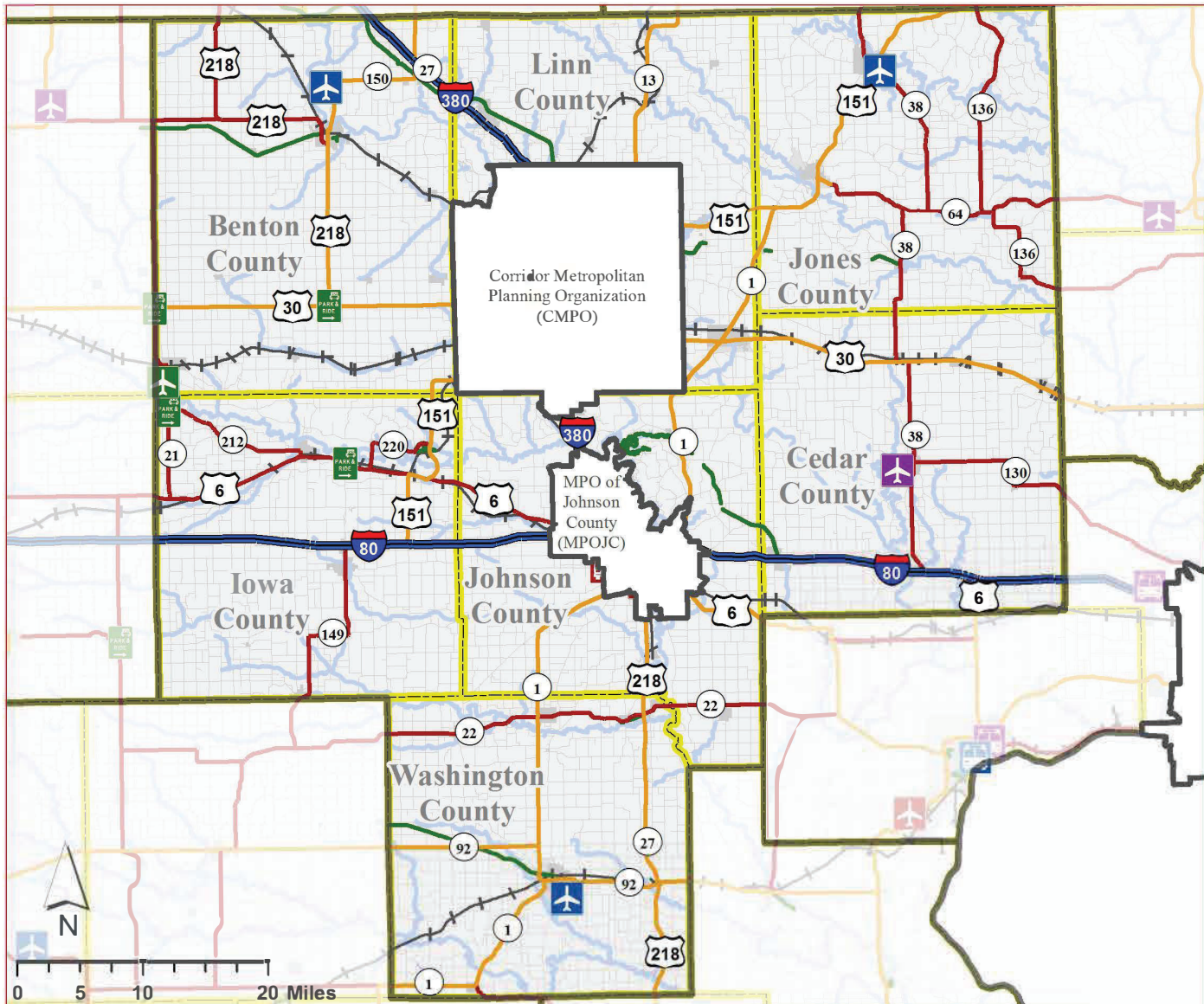
STBG

| | | | | | | | | |
|-----------------------------------|---|---------------|----------------------|--|--|--|--------------------|--------------------|
| 54720 | BRF-038)--38-70 | FHWA Approved | Total | | | | \$1,869,000 | \$1,869,000 |
| Iowa Department of Transportation | IA 38: Mad Creek 0.6 mi N of US 61 | | Federal Aid | | | | \$1,495,200 | \$1,495,200 |
| | Bridge Rehabilitation | | Regional Swap | | | | | |
| 54661 | BRF-061)--38-82 | FHWA Approved | Total | | | | \$785,000 | \$785,000 |
| Iowa Department of Transportation | US 61: Co Rd F41 / 267th St Interchange (SB) | | Federal Aid | | | | \$628,000 | \$628,000 |
| | Bridge Deck Overlay | | Regional Swap | | | | | |
| 54721 | BRF-092)--38-70 | FHWA Approved | Total | | | | \$3,116,000 | \$3,116,000 |
| Iowa Department of Transportation | IA 92: Mississippi River in Muscatine | | Federal Aid | | | | \$2,492,800 | \$2,492,800 |
| | Bridge Rehabilitation | | Regional Swap | | | | | |
| 47050 | STP-S-C070)--5E-70 | FHWA Approved | Total | | | | \$2,500,000 | \$2,500,000 |
| Muscatine County | On F58, from Wilton Corp. Line NE 1.9 miles to Cedar County | | Federal Aid | | | | \$1,250,000 | \$1,250,000 |
| | Pavement Rehab/Widen | | Regional Swap | | | | \$1,250,000 | \$1,250,000 |

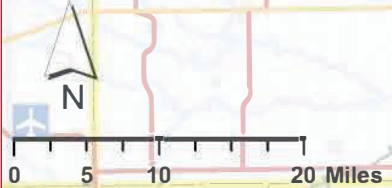
TAP

| | | | | | | | | |
|------------|---|---------------|----------------------|------------------|------------------|--|--|------------------|
| 39494 | TAP-R-4497(602)--8T-82 | FHWA Approved | Total | \$480,000 | | | | \$480,000 |
| Long Grove | In the city of Long Grove, On 1st St, from E Grove Rd N 0.60 Miles to Long Grove Corporate Limits | 9/19/2023 | Federal Aid | \$384,000 | | | | \$384,000 |
| 24012 | Ped/Bike Grade & Pave | | Regional Swap | \$384,000 | | | | \$384,000 |
| 54788 | TAP-R-8471)--8T-70 | FHWA Approved | Total | | \$375,000 | | | \$375,000 |
| RPA 9 | In the city of Wilton, On W 5TH ST, from US 6 E to Liberty St | | Federal Aid | | \$224,426 | | | \$224,426 |
| | Ped/Bike Grade & Pave | | Regional Swap | | | | | |

RPA 10 - East Central Iowa Council of Governments
700-16th St, Suite 301, Cedar Rapids, IA 52402
Phone: 319-365-9941, Fax: 319-365-9981, www.ecicog.org



- | | |
|-----------------|-------------------------|
| Airports | Interstate |
| Commercial | National Highway System |
| Enhanced | Primary Roads |
| General Service | Local Roads |
| Basic Service | Ramps |
| Local Service | Trails |
| Transit | Railroad |
| Regional | Rivers |
| Large Urban | Major Lakes |
| Small Urban | RPA Planning Area |
| Intercity Bus | Counties |
| Amtrak | City Limits |
| Park & Ride | Urban Area |



RPA 10

| Project ID | Project Number | Approval Level | | 2024 | 2025 | 2026 | 2027 | Totals |
|------------|----------------|----------------|--|------|------|------|------|--------|
| Sponsor | Location | Letting Date | | | | | | |
| STIP ID | Work Codes | | | | | | | |

Grant Application

| | | | | | | | | |
|-------------------|--|---------------|--------------------|--|---------------------|--|--|---------------------|
| 45727 | DGA-C016(114)--XT-16 | FHWA Approved | Total | | \$12,000,000 | | | \$12,000,000 |
| Cedar County | On F 44, Over CEDAR RIVER, S11 T79 R03 | 11/19/2024 | Federal Aid | | | | | |
| | | | Regional | | | | | |
| | | | Swap | | | | | |
| | | | Grant App | | \$9,000,000 | | | \$9,000,000 |
| 45851 | DGA-C053(92)--XT-53 | FHWA Approved | Total | | \$5,800,000 | | | \$5,800,000 |
| Jones County | On LANDIS RD, Over WAPSIPINICON RIVER, S20 T84 R03 | 11/19/2024 | Federal Aid | | | | | |
| | Bridge New | | Regional | | | | | |
| | | | Swap | | | | | |
| | | | Grant App | | \$4,350,000 | | | \$4,350,000 |
| 7274 | DGA-C092(57)--XT-92 | FHWA Approved | Total | | \$8,500,000 | | | \$8,500,000 |
| Washington County | On W21, Over SKUNK RIVER, S10 T74 R09 | 11/19/2024 | Federal Aid | | | | | |
| | Bridge Replacement | | Regional | | | | | |
| | | | Swap | | | | | |
| | | | Grant App | | \$6,800,000 | | | \$6,800,000 |

HBP

| | | | | | | | | |
|---------------|--|---------------|--------------------|------------------|--|--|--|------------------|
| 32705 | BROS-C006(122)--8J-06 | FHWA Approved | Total | \$675,000 | | | | \$675,000 |
| Benton County | On 21 AVE DR, Over MUD CREEK, S13 T84 R11 | 1/17/2024 | Federal Aid | \$675,000 | | | | \$675,000 |
| 24289 | Bridge Replacement | | Regional | | | | | |
| | | | Swap | | | | | |
| 52382 | BROS-C006(123)--8J-06 | FHWA Approved | Total | \$475,000 | | | | \$475,000 |
| Benton County | On 26 AVE DR, Over PRAIRIE CK, S2 T85 R10 | 2/20/2024 | Federal Aid | \$475,000 | | | | \$475,000 |
| 24291 | Bridge Replacement-CCS | | Regional | | | | | |
| | | | Swap | | | | | |
| 36612 | BROS-C006(125)--8J-06 | FHWA Approved | Total | \$450,000 | | | | \$450,000 |
| Benton County | On 69 ST, Over Little Bear Creek, S8 T83 R09 | 10/15/2024 | Federal Aid | \$450,000 | | | | \$450,000 |
| 24293 | Bridge Replacement-CCS | | Regional | | | | | |
| | | | Swap | | | | | |

| Project ID | Project Number | Approval Level | | 2024 | 2025 | 2026 | 2027 | Totals |
|------------|----------------|----------------|--|------|------|------|------|--------|
| Sponsor | Location | Letting Date | | | | | | |
| STIP ID | Work Codes | | | | | | | |

HBP

| | | | | | | | | |
|---------------|--|---------------|----------------------|--------------------|--|--|--|--------------------|
| 52380 | BROS-C006(127)--8J-06 | FHWA Approved | Total | \$400,000 | | | | \$400,000 |
| Benton County | On V 54, Over PRAIRIE CREEK, S29 T84 R11 | 1/17/2024 | Federal Aid | \$400,000 | | | | \$400,000 |
| 24290 | Bridge Replacement-CCS | | Regional Swap | | | | | |
| 35294 | BROS-C006(128)--8J-06 | FHWA Approved | Total | \$675,000 | | | | \$675,000 |
| Benton County | On 17th Ave, Over PRAIRIE CREEK, S32 T84 R11 | 1/17/2024 | Federal Aid | \$675,000 | | | | \$675,000 |
| 24292 | Bridge Replacement-CCS | | Regional Swap | | | | | |
| 44627 | BROS-C016(116)--5F-16 | FHWA Approved | Total | \$600,000 | | | | \$600,000 |
| Cedar County | On F 51, Over ELKHORN CREEK (LITTLE), S28 T79 R01 | 1/17/2024 | Federal Aid | \$600,000 | | | | \$600,000 |
| 24204 | Bridge Replacement | | Regional Swap | | | | | |
| 52342 | BROS-C048(96)--8J-48 | FHWA Approved | Total | \$550,000 | | | | \$550,000 |
| Iowa County | On 230TH ST, Over OLD MANS CREEK, S10 T79 R10 | 12/19/2023 | Federal Aid | \$550,000 | | | | \$550,000 |
| 24419 | Bridge Replacement-CCS | | Regional Swap | | | | | |
| 52845 | BROS-C048(97)--8J-48 | FHWA Approved | Total | \$1,100,000 | | | | \$1,100,000 |
| Iowa County | On 265TH ST, Over OLD MANS CREEK, S27 T79 R10 | 2/20/2024 | Federal Aid | \$1,100,000 | | | | \$1,100,000 |
| 24420 | Bridge Replacement-PPCB | | Regional Swap | | | | | |
| 52941 | BROS-C057(172)--8J-57 | FHWA Approved | Total | \$300,000 | | | | \$300,000 |
| Linn County | On MARTIN CREEK RD, Over MARTIN CREEK, S11 T83 R06 | 3/19/2024 | Federal Aid | \$300,000 | | | | \$300,000 |
| 24212 | Bridge Replacement | | Regional Swap | | | | | |

| Project ID | Project Number | Approval Level | | 2024 | 2025 | 2026 | 2027 | Totals |
|------------|----------------|----------------|--|------|------|------|------|--------|
| Sponsor | Location | Letting Date | | | | | | |
| STIP ID | Work Codes | | | | | | | |

HBP

| | | | | | | | | |
|-------------------|--|---------------|----------------------|--------------------|--------------------|--|--|--------------------|
| 45982 | BROS-C092(125)--8J-92 | FHWA Approved | Total | \$500,000 | | | | \$500,000 |
| Washington County | On TUPELO BLVD, Over SMALL STREAM, S8 T77 R06 | 9/17/2024 | Federal Aid | \$500,000 | | | | \$500,000 |
| 24233 | Bridge Replacement | | Regional Swap | | | | | |
| 52391 | BRS-C052(128)--60-52 | FHWA Approved | Total | \$1,300,000 | | | | \$1,300,000 |
| Johnson County | On F20, Over BR IOWA RIVER, S21 T81 R07 | 12/19/2023 | Federal Aid | \$1,040,000 | | | | \$1,040,000 |
| 24202 | Bridge Replacement | | Regional Swap | \$260,000 | | | | \$260,000 |
| 10708 | BROS-C006()--8J-06 | FHWA Approved | Total | | \$325,000 | | | \$325,000 |
| Benton County | On 32 AVE DR, Over BRANCH PRAIRIE CREEK, S11 T82 R09 | | Federal Aid | | \$325,000 | | | \$325,000 |
| | RCB Culvert New - Twin Box | | Regional Swap | | | | | |
| 32447 | BROS-C006(124)--8J-06 | FHWA Approved | Total | | \$400,000 | | | \$400,000 |
| Benton County | On 32 AVE DR, Over BR PRAIRIE CK, S11 T82 R09 | 10/15/2024 | Federal Aid | | \$400,000 | | | \$400,000 |
| | Bridge Replacement-CCS | | Regional Swap | | | | | |
| 25041 | BROS-C006(126)--8J-06 | FHWA Approved | Total | | \$350,000 | | | \$350,000 |
| Benton County | On 16 AVE, Over SPRING CK, S30 T86 R11 | 10/15/2024 | Federal Aid | | \$350,000 | | | \$350,000 |
| | RCB Culvert New - Twin Box | | Regional Swap | | | | | |
| 32633 | BROS-C016(118)--8J-16 | FHWA Approved | Total | | \$975,000 | | | \$975,000 |
| Cedar County | On GREEN RD, Over ROCK RUN CR, S8 T80 R03 | 11/19/2024 | Federal Aid | | \$975,000 | | | \$975,000 |
| | Bridge Replacement | | Regional Swap | | | | | |
| 47031 | BROS-C057(168)--8J-57 | FHWA Approved | Total | | \$1,500,000 | | | \$1,500,000 |
| Linn County | On ROSEDALE RD, Over INDIAN CREEK, S20 T83 R06 | 2/18/2025 | Federal Aid | | \$1,500,000 | | | \$1,500,000 |
| | Bridge Replacement | | Regional Swap | | | | | |

| Project ID | Project Number | Approval Level | | 2024 | 2025 | 2026 | 2027 | Totals |
|------------|----------------|----------------|--|------|------|------|------|--------|
| Sponsor | Location | Letting Date | | | | | | |
| STIP ID | Work Codes | | | | | | | |

HBP

| | | | | | | | | |
|-------------------|---|---------------|----------------------|--|--------------------|------------------|--|--------------------|
| 47006 | BROS-C057(BR406)--8J-57 | FHWA Approved | Total | | \$1,300,000 | | | \$1,300,000 |
| Linn County | On BURLINGHAM RD, Over BUFFALO CR, S14 T85 R05 | | Federal Aid | | \$1,300,000 | | | \$1,300,000 |
| | Bridge Replacement | | Regional Swap | | | | | |
| 24848 | BROS-C092()-5F-92 | FHWA Approved | Total | | \$400,000 | | | \$400,000 |
| Washington County | On LEXINGTON BLVD, Over SMALL STREAM, S21 T76 R08 | | Federal Aid | | \$400,000 | | | \$400,000 |
| | Bridge Replacement | | Regional Swap | | | | | |
| 29496 | BRS-C006(108)--60-06 | FHWA Approved | Total | | \$650,000 | | | \$650,000 |
| Benton County | On D65, Over SPRING CREEK, S20 T86 R11 | 2/20/2024 | Federal Aid | | \$520,000 | | | \$520,000 |
| | RCB Culvert New - Twin Box | | Regional Swap | | \$130,000 | | | \$130,000 |
| 35287 | BROS-C006()-5F-06 | FHWA Approved | Total | | | \$325,000 | | \$325,000 |
| Benton County | On 78th St, Over BR PRAIRIE CK, S19 T82 R10 | | Federal Aid | | | \$325,000 | | \$325,000 |
| | RCB Culvert Replacement - Twin Box | | Regional Swap | | | | | |
| 18445 | BROS-C006()-5F-06 | FHWA Approved | Total | | | \$750,000 | | \$750,000 |
| Benton County | On Benton-Linn Rd, Over Prairie Creek, S7 T82 R8 | | Federal Aid | | | \$750,000 | | \$750,000 |
| | Bridge Replacement-PPCB | | Regional Swap | | | | | |
| 32728 | BROS-C006()-8J-06 | FHWA Approved | Total | | | \$650,000 | | \$650,000 |
| Benton County | On 63 ST, Over OPPOSSUM CREEK, S11 T84 R10 | | Federal Aid | | | \$650,000 | | \$650,000 |
| | Bridge Replacement | | Regional Swap | | | | | |
| 25040 | BROS-C006()-8J-06 | FHWA Approved | Total | | | \$375,000 | | \$375,000 |
| Benton County | On 33 AVE, Over MORGAN CREEK, S36 T83 R09 | | Federal Aid | | | \$375,000 | | \$375,000 |
| | RCB Culvert New - Twin Box | | Regional Swap | | | | | |

| Project ID | Project Number | Approval Level | | 2024 | 2025 | 2026 | 2027 | Totals |
|---------------|--|----------------|----------------------|------|------|--------------------|--------------------|--------------------|
| Sponsor | Location | Letting Date | | | | | | |
| STIP ID | Work Codes | | | | | | | |
| HBP | | | | | | | | |
| 44628 | BROS-C016)--8J-16 | FHWA Approved | Total | | | \$650,000 | | \$650,000 |
| Cedar County | On CHARLES AVE, Over W BR WAPSINONOC CR, S20 T79 R04 | | Federal Aid | | | \$650,000 | | \$650,000 |
| | Bridge Replacement | | Regional Swap | | | | | |
| 21440 | BRS-C006)--60-06 | FHWA Approved | Total | | | \$500,000 | | \$500,000 |
| Benton County | On V 61, Over SMALL STREAM, S6 T85 R10 | | Federal Aid | | | \$400,000 | | \$400,000 |
| | RCB Culvert Replacement - Twin Box | | Regional Swap | | | \$100,000 | | \$100,000 |
| 39582 | BRS-C053)--60-53 | FHWA Approved | Total | | | \$1,200,000 | | \$1,200,000 |
| Jones County | On CO RD X64, Over overflow to Wapsipinicon River | | Federal Aid | | | \$960,000 | | \$960,000 |
| | Pave, Pavement Widening, Bridge Replacement | | Regional Swap | | | \$240,000 | | \$240,000 |
| 52384 | BHOS-C006)--89-06 | FHWA Approved | Total | | | | \$500,000 | \$500,000 |
| Benton County | On 52 ST, Over ROCK CREEK, S18 T86 R11 | | Federal Aid | | | | \$500,000 | \$500,000 |
| | Bridge Rehabilitation | | Regional Swap | | | | | |
| 52385 | BROS-C006)--8J-06 | FHWA Approved | Total | | | | \$400,000 | \$400,000 |
| Benton County | On 12 AVE, Over BR STEIN CK, S16 T84 R12 | | Federal Aid | | | | \$400,000 | \$400,000 |
| | RCB Culvert New - Twin Box | | Regional Swap | | | | | |
| 38896 | BROS-C057(BRIDGE 1979)--8J-57 | FHWA Approved | Total | | | | \$1,100,000 | \$1,100,000 |
| Linn County | On RED BRIDGE RD, Over BUFFALO CR, S24 T86N R06W | | Federal Aid | | | | \$1,100,000 | \$1,100,000 |
| | Bridge Replacement | | Regional Swap | | | | | |
| 14732 | BRS-C006)--60-06 | FHWA Approved | Total | | | | \$375,000 | \$375,000 |
| Benton County | On V 66, Over MUD CREEK, S21 T84 R11 | | Federal Aid | | | | \$300,000 | \$300,000 |
| | RCB Culvert Replacement - Twin Box | | Regional Swap | | | | \$75,000 | \$75,000 |

| Project ID | Project Number | Approval Level | | 2024 | 2025 | 2026 | 2027 | Totals |
|------------|----------------|----------------|--|------|------|------|------|--------|
| Sponsor | Location | Letting Date | | | | | | |
| STIP ID | Work Codes | | | | | | | |

HBP

| | | | | | | | | |
|--------------|--|---------------|----------------------|--|--|--|--------------------|--------------------|
| 51144 | BRS-C016()--60-16 | FHWA Approved | Total | | | | \$915,000 | \$915,000 |
| Cedar County | On Y 14, Over YANKEE RUN CREEK, S2 T81 R01 | | Federal Aid | | | | \$732,000 | \$732,000 |
| | Bridge Replacement-CCS | | Regional Swap | | | | \$183,000 | \$183,000 |
| 21862 | BRS-C048()--60-48 | FHWA Approved | Total | | | | \$1,250,000 | \$1,250,000 |
| Iowa County | F-52: Over English River, S2, T78, R11 | | Federal Aid | | | | \$1,000,000 | \$1,000,000 |
| | Bridge Replacement | | Regional Swap | | | | \$250,000 | \$250,000 |

HSIP

| | | | | | | | | |
|-----------------------------------|---|---------------|----------------------|--------------------|--|--|--|--------------------|
| 54641 | HSIPX-021()--3L-06 | FHWA Approved | Total | \$500,000 | | | | \$500,000 |
| Iowa Department of Transportation | IA 21: In Belle Plaine, from 1st St to 15th St | | Federal Aid | \$450,000 | | | | \$450,000 |
| 24362 | Pavement Rehab | | Regional Swap | | | | | |
| 54554 | HSIPX-030()--3L-06 | FHWA Approved | Total | \$878,000 | | | | \$878,000 |
| Iowa Department of Transportation | US 30: Co Rd W26 and Co Rd W28 Intersections | | Federal Aid | \$790,200 | | | | \$790,200 |
| 24309 | Grade and Pave, Right of Way | | Regional Swap | | | | | |
| 54719 | HSIPX-218()--3L-06 | FHWA Approved | Total | \$1,269,000 | | | | \$1,269,000 |
| Iowa Department of Transportation | US 218: In Vinton, from W of IA 150 to near the WCL | | Federal Aid | \$1,035,200 | | | | \$1,035,200 |
| 24385 | Pavement Rehab, Paved Shoulder Strengthening | | Regional Swap | | | | | |

DOT Note: Project includes 3R and HSIP funds

ILL

| | | | | | | | | |
|---------------|---------------------------------------|---------------|----------------------|--|--------------------|--|--|--------------------|
| 45143 | ILL-C006()--92-06 | FHWA Approved | Total | | \$2,000,000 | | | \$2,000,000 |
| Benton County | On D 65, Over CEDAR RIVER, S6 T86 R10 | | Federal Aid | | | | | |
| | Bridge Deck Overlay | | Regional Swap | | | | | |

| Project ID | Project Number | Approval Level | | 2024 | 2025 | 2026 | 2027 | Totals |
|------------|----------------|----------------|--|------|------|------|------|--------|
| Sponsor | Location | Letting Date | | | | | | |
| STIP ID | Work Codes | | | | | | | |

ILL

| | | | | | | | | |
|-------------------|--|---------------|----------------------|--|------------------|------------------|------------------|------------------|
| 47306 | ILL-C006)--92-06 | FHWA Approved | Total | | \$300,000 | | | \$300,000 |
| Benton County | On V 40, Over BUCKEYE CREEK, S22 T82 R12 | | Federal Aid | | | | | |
| | Bridge Deck Overlay | | Regional Swap | | | | | |
| 45137 | ILL-C006)--92-06 | FHWA Approved | Total | | | \$550,000 | | \$550,000 |
| Benton County | On E 16, Over PRAIRIE CREEK, S10 T85 R10 | | Federal Aid | | | | | |
| | Bridge Deck Overlay | | Regional Swap | | | | | |
| 38963 | ILL-C092)--92-92 | FHWA Approved | Total | | | \$500,000 | | \$500,000 |
| Washington County | On 110TH ST, Over DEER CREEK | | Federal Aid | | | | | |
| | Bridge Replacement, Grading | | Regional Swap | | | | | |
| 51159 | ILL-C092)--92-92 | FHWA Approved | Total | | | | \$700,000 | \$700,000 |
| Washington County | On HEMLOCK AVE, Over WEST FORK CROOKED CREEK | | Federal Aid | | | | | |
| | Bridge Replacement | | Regional Swap | | | | | |
| 16422 | ILL-C092(73)--92-92 | FHWA Approved | Total | | | | \$850,000 | \$850,000 |
| Washington County | On W64, Over Long Creek | 11/18/2025 | Federal Aid | | | | | |
| | Bridge Replacement | | Regional Swap | | | | | |

NHPP

| | | | | | | | | |
|-----------------------------------|------------------------------|---------------|----------------------|--------------------|--|--|--|--------------------|
| 54644 | NHSX-001)--3H-92 | FHWA Approved | Total | \$6,596,000 | | | | \$6,596,000 |
| Iowa Department of Transportation | IA 1: Brighton to Washington | | Federal Aid | \$5,276,800 | | | | \$5,276,800 |
| 24365 | Pavement Rehab | | Regional Swap | | | | | |

| Project ID | Project Number | Approval Level | | 2024 | 2025 | 2026 | 2027 | Totals |
|-----------------------------------|---|----------------|----------------------|--------------------|---------------------|---------------------|---------------------|---------------------|
| Sponsor | Location | Letting Date | | | | | | |
| STIP ID | Work Codes | | | | | | | |
| NHPP | | | | | | | | |
| 54645 | NHSX-030()--3H-57 | FHWA Approved | Total | \$3,300,000 | | | | \$3,300,000 |
| Iowa Department of Transportation | US 30: In Cedar Rapids, from Edgewood Rd to 6th St SW | | Federal Aid | \$2,640,000 | | | | \$2,640,000 |
| 24366 | Pavement Rehab | | Regional Swap | | | | | |
| 54643 | NHSX-092()--3H-92 | FHWA Approved | Total | \$3,629,000 | | | | \$3,629,000 |
| Iowa Department of Transportation | IA 92: 0.1 mi E of Elm Ave to IA 1 | | Federal Aid | \$2,903,200 | | | | \$2,903,200 |
| 24364 | Pavement Rehab | | Regional Swap | | | | | |
| 54642 | NHSX-218()--3H-92 | FHWA Approved | Total | \$6,151,000 | | | | \$6,151,000 |
| Iowa Department of Transportation | US 218: IA 22 to Hills | | Federal Aid | \$4,920,800 | | | | \$4,920,800 |
| 24363 | Pavement Rehab | | Regional Swap | | | | | |
| 39172 | IMX-380()--02-06 | FHWA Approved | Total | | \$11,759,000 | \$12,062,000 | | \$23,821,000 |
| Iowa Department of Transportation | I 380: IA 150 to Black Hawk Co | | Federal Aid | | \$10,583,100 | \$10,855,800 | | \$21,438,900 |
| | Pavement Rehab | | Regional Swap | | | | | |
| 48608 | NHSX-030()--3H-16 | FHWA Approved | Total | | \$5,022,000 | \$10,769,000 | | \$15,791,000 |
| Iowa Department of Transportation | US 30: 1.0 mi W of WCL Mechanicsville to WCL Stanwood | | Federal Aid | | \$4,017,600 | \$8,615,200 | | \$12,632,800 |
| | Pavement Widening, Right of Way | | Regional Swap | | | | | |
| 48621 | NHSX-030()--3H-16 | FHWA Approved | Total | | \$6,473,000 | | | \$6,473,000 |
| Iowa Department of Transportation | US 30: W of Charles Ave E of Lisbon to 1.0 mi W of WCL Mechanicsville | | Federal Aid | | \$5,178,400 | | | \$5,178,400 |
| | Pavement Rehab | | Regional Swap | | | | | |
| 54727 | IM-080()--13-48 | FHWA Approved | Total | | | | \$17,400,000 | \$17,400,000 |
| Iowa Department of Transportation | I 80: W of IA 149 to E of IA 149 | | Federal Aid | | | | \$15,660,000 | \$15,660,000 |
| | Pave, Bridge New, Grading | | Regional Swap | | | | | |

| Project ID | Project Number | Approval Level | | 2024 | 2025 | 2026 | 2027 | Totals |
|------------|----------------|----------------|--|------|------|------|------|--------|
| Sponsor | Location | Letting Date | | | | | | |
| STIP ID | Work Codes | | | | | | | |

NHPP

| | | | | | | | | |
|-----------------------------------|--|---------------|----------------------|--|--|--|--------------------|--------------------|
| 52612 | IMX-080()--02-48 | FHWA Approved | Total | | | | \$6,012,000 | \$6,012,000 |
| Iowa Department of Transportation | I 80: Victor Rest Area 2.5 mi E of Co Rd V38 (WB) Grade and Pave, Traffic Signs, Right of Way | | Federal Aid | | | | \$5,410,800 | \$5,410,800 |
| | | | Regional Swap | | | | | |
| 54619 | IMX-080()--02-48 | FHWA Approved | Total | | | | \$7,610,000 | \$7,610,000 |
| Iowa Department of Transportation | I 80: 1.2 mi E of the Rest Areas to 1.4 mi W of Co Rd V66 (EB/WB) Pavement Rehab | | Federal Aid | | | | \$6,849,000 | \$6,849,000 |
| | | | Regional Swap | | | | | |

PRF

| | | | | | | | | |
|-----------------------------------|---|---------------|----------------------|--------------------|--|--|--|--------------------|
| 39271 | BRFN-006()--39-52 | FHWA Approved | Total | \$485,000 | | | | \$485,000 |
| Iowa Department of Transportation | US 6: Buffalo Creek 4.9 mi E of Co Rd W38 Bridge Deck Overlay | | Federal Aid | | | | | |
| | | | Regional Swap | | | | | |
| 54678 | BRFN-006()--39-52 | FHWA Approved | Total | \$600,000 | | | | \$600,000 |
| Iowa Department of Transportation | US 6: Pedestrian Bridge S of Newton Rd/Iowa Ave in Iowa City Bridge Rehabilitation | | Federal Aid | | | | | |
| | | | Regional Swap | | | | | |
| 45368 | BRFN-150()--39-06 | FHWA Approved | Total | \$1,297,000 | | | | \$1,297,000 |
| Iowa Department of Transportation | IA 150: Prairie Creek 1.8 mi N of Co Rd V71 Bridge Replacement | | Federal Aid | | | | | |
| | | | Regional Swap | | | | | |
| 45315 | IMN-080()--0E-16 | FHWA Approved | Total | \$615,000 | | | | \$615,000 |
| Iowa Department of Transportation | I 80: W IA 38/Co Rd X54 (Moscow Rd) Bridge Deck Overlay | | Federal Aid | | | | | |
| | | | Regional Swap | | | | | |
| 52556 | IMN-080()--0E-16 | FHWA Approved | Total | \$466,000 | | | | \$466,000 |
| Iowa Department of Transportation | I 80: Mitigation for Cedar Co I-80 Projects Wetland Mitigation | | Federal Aid | | | | | |
| | | | Regional Swap | | | | | |

| Project ID | Project Number | Approval Level | | 2024 | 2025 | 2026 | 2027 | Totals |
|------------|----------------|----------------|--|------|------|------|------|--------|
| Sponsor | Location | Letting Date | | | | | | |
| STIP ID | Work Codes | | | | | | | |

PRF

| | | | | | | | | |
|-----------------------------------|---|---------------|----------------------|---------------------|------------------|--|--|---------------------|
| 54587 | IMN-380())--0E-52 | FHWA Approved | Total | \$95,000 | \$356,000 | | | \$451,000 |
| Iowa Department of Transportation | I 380: Stream Bank Mitigation Site for Section 1 - Not Yet Identified | | Federal Aid | | | | | |
| | Wetland Mitigation | | Regional Swap | | | | | |
| 54639 | NHSN-030())--2R-16 | FHWA Approved | Total | \$861,000 | | | | \$861,000 |
| Iowa Department of Transportation | US 30: In Clarence, from WCL to ECL | | Federal Aid | | | | | |
| | Pavement Rehab | | Regional Swap | | | | | |
| 52554 | NHSN-092())--2R-92 | FHWA Approved | Total | \$250,000 | | | | \$250,000 |
| Iowa Department of Transportation | IA 92: Mitigation for IA 92 from E of US 218 to IA 70 | | Federal Aid | | | | | |
| | Wetland Mitigation | | Regional Swap | | | | | |
| 54522 | NHSN-151())--2R-53 | FHWA Approved | Total | \$44,000 | | | | \$44,000 |
| Iowa Department of Transportation | US 151: Kitty Creek 0.7 mi S of Co Rd X44 | | Federal Aid | | | | | |
| | Rip Rap, Right of Way | | Regional Swap | | | | | |
| 54596 | NHSN-151())--2R-57 | FHWA Approved | Total | \$350,000 | | | | \$350,000 |
| Iowa Department of Transportation | US 151: IA 13 to US 61 | | Federal Aid | | | | | |
| | Patching | | Regional Swap | | | | | |
| 45349 | STPN-080())--2J-48 | FHWA Approved | Total | \$10,273,000 | | | | \$10,273,000 |
| Iowa Department of Transportation | I 80: EB Rest Area near Victor | | Federal Aid | | | | | |
| | Grade and Pave, Traffic Signs, Right of Way | | Regional Swap | | | | | |
| 54655 | STPN-136())--2J-53 | FHWA Approved | Total | \$1,349,000 | | | | \$1,349,000 |
| Iowa Department of Transportation | IA 136: In Cascade, from the SCL to Business US 151 | | Federal Aid | | | | | |
| | Pave | | Regional Swap | | | | | |

| Project ID | Project Number | Approval Level | | 2024 | 2025 | 2026 | 2027 | Totals |
|------------|----------------|----------------|--|------|------|------|------|--------|
| Sponsor | Location | Letting Date | | | | | | |
| STIP ID | Work Codes | | | | | | | |

PRF

| | | | | | | | | |
|-----------------------------------|---|---------------|----------------------|------------------|--------------------|--|--|--------------------|
| 45364 | STPN-218()--2J-06 | FHWA Approved | Total | \$763,000 | | | | \$763,000 |
| Iowa Department of Transportation | US 218: Stream 0.1 mi E of Co Rd V61 | | Federal Aid | | | | | |
| | Culvert Replacement, Right of Way | | Regional Swap | | | | | |
| 48465 | BRFN-013()--39-57 | FHWA Approved | Total | | \$1,556,000 | | | \$1,556,000 |
| Iowa Department of Transportation | IA 13: Wapsipinicon River in Central City | | Federal Aid | | | | | |
| | Bridge Deck Overlay | | Regional Swap | | | | | |
| 52704 | IMN-080()--0E-48 | FHWA Approved | Total | | \$4,500,000 | | | \$4,500,000 |
| Iowa Department of Transportation | I 80: Victor Rest Area 2.5 mi E of Co Rd V38 (WB) | | Federal Aid | | | | | |
| | Rest Area Improvement | | Regional Swap | | | | | |
| 48449 | IMN-380()--0E-06 | FHWA Approved | Total | | \$944,000 | | | \$944,000 |
| Iowa Department of Transportation | I 380: IA 150 Interchange (NB) | | Federal Aid | | | | | |
| | Bridge Deck Overlay | | Regional Swap | | | | | |
| 38216 | NHSN-030()--2R-06 | FHWA Approved | Total | | \$230,000 | | | \$230,000 |
| Iowa Department of Transportation | US 30: 11th Ave Dr to W Jct US 218 | | Federal Aid | | | | | |
| | Erosion Control | | Regional Swap | | | | | |
| 38214 | NHSN-092()--2R-92 | FHWA Approved | Total | | \$270,000 | | | \$270,000 |
| Iowa Department of Transportation | IA 92: E of US 218 to IA 70 in Columbus Junction | | Federal Aid | | | | | |
| | Erosion Control | | Regional Swap | | | | | |
| 45385 | NHSN-151()--2R-53 | FHWA Approved | Total | | \$2,362,000 | | | \$2,362,000 |
| Iowa Department of Transportation | US 151: Kitty Creek 1.1 mi S of Co Rd X44 (SB) | | Federal Aid | | | | | |
| | Bridge Replacement, Right of Way | | Regional Swap | | | | | |

| Project ID | Project Number | Approval Level | | 2024 | 2025 | 2026 | 2027 | Totals |
|------------|----------------|----------------|--|------|------|------|------|--------|
| Sponsor | Location | Letting Date | | | | | | |
| STIP ID | Work Codes | | | | | | | |

PRF

| | | | | | | | | |
|-----------------------------------|---|---------------|----------------------|--|--|--------------------|--|--------------------|
| 48562 | BRFN-136())--39-53 | FHWA Approved | Total | | | \$366,000 | | \$366,000 |
| Iowa Department of Transportation | IA 136: Little Bear Creek 0.8 mi N of IA 64 | | Federal Aid | | | | | |
| | Bridge Deck Overlay | | Regional Swap | | | | | |
| 48612 | BRFN-151())--39-53 | FHWA Approved | Total | | | \$1,432,000 | | \$1,432,000 |
| Iowa Department of Transportation | US 151: Wapsipinicon River 1.4 mi S of IA 64 (NB) | | Federal Aid | | | | | |
| | Bridge Deck Overlay | | Regional Swap | | | | | |

STBG

| | | | | | | | | |
|-----------------------------------|---|---------------|----------------------|--------------------|--------------------|--------------------|------------------|--------------------|
| 39171 | BRF-218())--38-06 | FHWA Approved | Total | \$5,000 | \$1,986,000 | | | \$1,991,000 |
| Iowa Department of Transportation | US 218: Abandoned RR 2.6 mi N of N Jct US 30 (Remove Bridge) | | Federal Aid | | \$1,588,800 | | | \$1,588,800 |
| 24308 | Grade and Pave, Right of Way | | Regional Swap | | | | | |
| 16834 | RGPL-PA10())--ST-00 | FHWA Approved | Total | \$115,000 | \$124,000 | \$125,000 | \$130,000 | \$494,000 |
| RPA 10 | Region 10-ECICOG: Region 10 Planning | | Federal Aid | \$92,000 | \$96,000 | \$100,000 | \$104,000 | \$392,000 |
| 24029 | Trans Planning | | Regional Swap | \$92,000 | \$96,000 | \$100,000 | \$104,000 | \$392,000 |
| 35908 | STP-S-C016(117)--5E-16 | FHWA Approved | Total | \$1,500,000 | | | | \$1,500,000 |
| Cedar County | On X54, from Muscatine County Line North 3.5 Miles to Interstate 80 | 2/20/2024 | Federal Aid | \$1,145,000 | | | | \$1,145,000 |
| 24203 | Pavement Rehab | | Regional Swap | \$1,145,000 | | | | \$1,145,000 |
| 48596 | BRF-136())--38-53 | FHWA Approved | Total | | \$5,000 | \$2,266,000 | | \$2,271,000 |
| Iowa Department of Transportation | IA 136: Maquoketa River 2.5 mi N of Co Rd E17 | | Federal Aid | | | \$1,812,800 | | \$1,812,800 |
| | Bridge Rehabilitation, Right of Way | | Regional Swap | | | | | |
| 36609 | STP-S-C006())--5E-06 | FHWA Approved | Total | | \$400,000 | | | \$400,000 |
| Benton County | On E44, Over BEAR CREEK, S13 T83 R10 | | Federal Aid | | \$320,000 | | | \$320,000 |
| | RCB Culvert Replacement - Twin Box | | Regional Swap | | \$320,000 | | | \$320,000 |

| Project ID | Project Number | Approval Level | | 2024 | 2025 | 2026 | 2027 | Totals |
|------------|----------------|----------------|--|------|------|------|------|--------|
| Sponsor | Location | Letting Date | | | | | | |
| STIP ID | Work Codes | | | | | | | |

STBG

| | | | | | | | | |
|-----------------------------------|---|---------------|----------------------|--|--------------------|--------------------|------------------|--------------------|
| 37467 | STP-S-C053(95)--5E-53 | FHWA Approved | Total | | \$2,700,000 | | | \$2,700,000 |
| Jones County | On CO RD E28, from CO RD X28 to Buffalo Creek Bridge | 11/19/2024 | Federal Aid | | \$2,160,000 | | | \$2,160,000 |
| | Grade and Pave | | Regional Swap | | \$2,160,000 | | | \$2,160,000 |
| 37742 | STP-S-C057(145)--5E-57 | FHWA Approved | Total | | \$1,600,000 | | | \$1,600,000 |
| Linn County | On BURNETT STATION RD, from CITY OF ALBURNETT to HWY 13 | 1/22/2025 | Federal Aid | | \$1,200,000 | | | \$1,200,000 |
| | Pave | | Regional Swap | | \$1,200,000 | | | \$1,200,000 |
| 45105 | STP-S-C092)--5E-92 | FHWA Approved | Total | | \$2,275,000 | | | \$2,275,000 |
| Washington County | On Ginkgo Ave, from 170th Street N to Wellman | | Federal Aid | | \$1,820,000 | | | \$1,820,000 |
| | PCC Overlay - Unbonded | | Regional Swap | | \$1,820,000 | | | \$1,820,000 |
| 52648 | BRF-151)--38-48 | FHWA Approved | Total | | | \$1,425,000 | | \$1,425,000 |
| Iowa Department of Transportation | US 151: Iowa River 1.0 mi N of N Jct US 6 | | Federal Aid | | | \$1,140,000 | | \$1,140,000 |
| | Bridge Deck Overlay | | Regional Swap | | | | | |
| 52640 | BRF-151)--38-48 | FHWA Approved | Total | | | \$2,607,000 | | \$2,607,000 |
| Iowa Department of Transportation | US 151: Iowa River Overflow 1.6 mi S of IA 220 | | Federal Aid | | | \$2,085,600 | | \$2,085,600 |
| | Bridge Deck Overlay | | Regional Swap | | | | | |
| 32702 | STP-S-C006)--5E-06 | FHWA Approved | Total | | | \$2,000,000 | | \$2,000,000 |
| Benton County | On E22, from Hwy 218 west 4.5 Miles to Near Garrison | | Federal Aid | | | \$1,600,000 | | \$1,600,000 |
| | Pavement Rehab | | Regional Swap | | | \$1,600,000 | | \$1,600,000 |
| 54670 | BRF-022)--38-92 | FHWA Approved | Total | | | | \$399,000 | \$399,000 |
| Iowa Department of Transportation | IA 22: English River Overflow 2.5 mi W of IA 1 | | Federal Aid | | | | \$319,200 | \$319,200 |
| | Bridge Rehabilitation | | Regional Swap | | | | | |

| Project ID | Project Number | Approval Level | | 2024 | 2025 | 2026 | 2027 | Totals |
|------------|----------------|----------------|--|------|------|------|------|--------|
| Sponsor | Location | Letting Date | | | | | | |
| STIP ID | Work Codes | | | | | | | |

STBG

| | | | | | | | | |
|-----------------------------------|--|---------------|----------------------|--|--|--|--------------------|--------------------|
| 54523 | BRF-038)--38-53 | FHWA Approved | Total | | | | \$399,000 | \$399,000 |
| Iowa Department of Transportation | IA 38: Big Bear Creek 0.8 mi N of S Jct IS 64 | | Federal Aid | | | | \$319,200 | \$319,200 |
| | Bridge Deck Overlay | | Regional Swap | | | | | |
| 54533 | BRF-038)--38-53 | FHWA Approved | Total | | | | \$1,333,000 | \$1,333,000 |
| Iowa Department of Transportation | IA 38: Sibles Creek 0.3 mi S of Co Rd E53 | | Federal Aid | | | | \$1,066,400 | \$1,066,400 |
| | Bridge New, Right of Way | | Regional Swap | | | | | |
| 54550 | BRF-136)--38-53 | FHWA Approved | Total | | | | \$2,044,000 | \$2,044,000 |
| Iowa Department of Transportation | IA 136: Mineral Creek 2.1 mi N of N Jct Co Rd E29 | | Federal Aid | | | | \$1,635,200 | \$1,635,200 |
| | Bridge New, Right of Way | | Regional Swap | | | | | |
| 54715 | BRF-218)--38-92 | FHWA Approved | Total | | | | \$710,000 | \$710,000 |
| Iowa Department of Transportation | US 218: At the IA 22 Interchange (SB) | | Federal Aid | | | | \$568,000 | \$568,000 |
| | Bridge Deck Overlay | | Regional Swap | | | | | |
| 50913 | STP-S-C016)--5E-16 | FHWA Approved | Total | | | | \$3,000,000 | \$3,000,000 |
| Cedar County | On X40, from F28 (210th St.) N 8.5 miles to Hwy 30 | | Federal Aid | | | | \$2,400,000 | \$2,400,000 |
| | HMA Resurfacing | | Regional Swap | | | | \$2,400,000 | \$2,400,000 |
| 52394 | STP-S-C052)--5E-52 | FHWA Approved | Total | | | | \$2,000,000 | \$2,000,000 |
| Johnson County | On F62 (500th Street), from W64 (Oak Crest Hill Road) W 2.1 miles to the end of the existing HMA | | Federal Aid | | | | \$1,600,000 | \$1,600,000 |
| | Pavement Rehab | | Regional Swap | | | | \$1,600,000 | \$1,600,000 |
| 53114 | STP-S-C057(E16)--5E-57 | FHWA Approved | Total | | | | \$1,300,000 | \$1,300,000 |
| Linn County | On CENTRAL CITY RD, from CENTER POINT CITY LIMITS to SCHULTZ RD | | Federal Aid | | | | \$1,040,000 | \$1,040,000 |
| | Pavement Rehab | | Regional Swap | | | | \$1,040,000 | \$1,040,000 |

| Project ID | Project Number | Approval Level | | 2024 | 2025 | 2026 | 2027 | Totals |
|------------|----------------|----------------|--|------|------|------|------|--------|
| Sponsor | Location | Letting Date | | | | | | |
| STIP ID | Work Codes | | | | | | | |

SWAP-HSIP

| | | | | | | | | |
|-------------------|--|---------------|--------------------|--------------------|--|--|--|--------------------|
| 54803 | HSIP-SWAP-8140(--SJ-92 | FHWA Approved | Total | \$87,000 | | | | \$87,000 |
| Washington | In the city of Washington, On IA 92 E | | Federal Aid | | | | | |
| | Pavement Markings | | Regional | | | | | |
| | | | Swap | \$87,000 | | | | \$87,000 |
| 53259 | HSIP-SWAP-C092(124)--FJ-92 | FHWA Approved | Total | \$1,550,000 | | | | \$1,550,000 |
| Washington County | On G 36, from IA 1 E to Redwood Avenue | 1/17/2024 | Federal Aid | | | | | |
| | HMA Paved Shoulder - New | | Regional | | | | | |
| | | | Swap | \$1,132,000 | | | | \$1,132,000 |

SWAP-STBG

| | | | | | | | | |
|---------------|---|---------------|--------------------|------------------|--|--|--|------------------|
| 54741 | STBG-SWAP-5555(601)--SG-48 | FHWA Approved | Total | \$697,325 | | | | \$697,325 |
| North English | In the city of North English, On F 67 | 4/16/2024 | Federal Aid | | | | | |
| | Work Not Assigned | | Regional | \$557,860 | | | | \$557,860 |
| | | | Swap | \$557,860 | | | | \$557,860 |
| 54827 | STBG-SWAP-8140(615)--SG-92 | FHWA Approved | Total | \$65,320 | | | | \$65,320 |
| Washington | In the city of Washington, On IA 92 E | 2/20/2024 | Federal Aid | | | | | |
| | Traffic Signals | | Regional | \$65,320 | | | | \$65,320 |
| | | | Swap | \$65,320 | | | | \$65,320 |
| 54742 | STBG-SWAP-8427(--SG-48 | FHWA Approved | Total | \$712,529 | | | | \$712,529 |
| Williamsburg | In the city of Williamsburg, On HIGHLAND ST | | Federal Aid | | | | | |
| | Work Not Assigned | | Regional | \$570,023 | | | | \$570,023 |
| | | | Swap | \$570,023 | | | | \$570,023 |

TAP

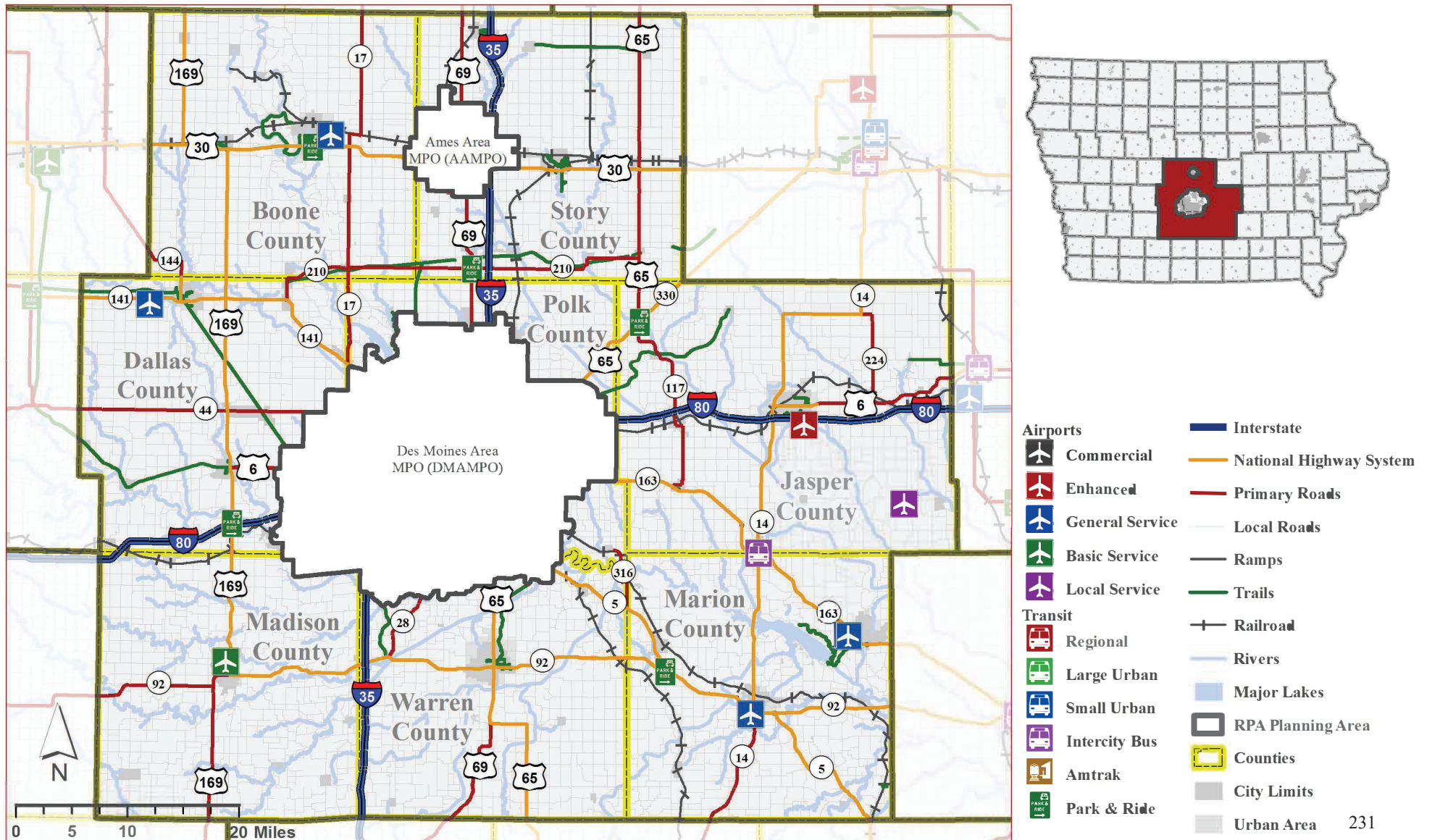
| | | | | | | | | |
|-----------------------------------|--|---------------|--------------------|------------------|--|--|--|------------------|
| 39441 | TAP-U-C052(124)--8I-52 | FHWA Approved | Total | \$500,000 | | | | \$500,000 |
| Johnson County Conservation Board | On Clear Creek Trail, from Half Moon Ave 2.5 miles to FW Kent Park | | Federal Aid | \$337,260 | | | | \$337,260 |
| 24089 | Ped/Bike Development | | Regional | \$337,260 | | | | \$337,260 |
| | | | Swap | | | | | |

| Project ID | Project Number | Approval Level | | 2024 | 2025 | 2026 | 2027 | Totals |
|------------|----------------|----------------|--|------|------|------|------|--------|
| Sponsor | Location | Letting Date | | | | | | |
| STIP ID | Work Codes | | | | | | | |

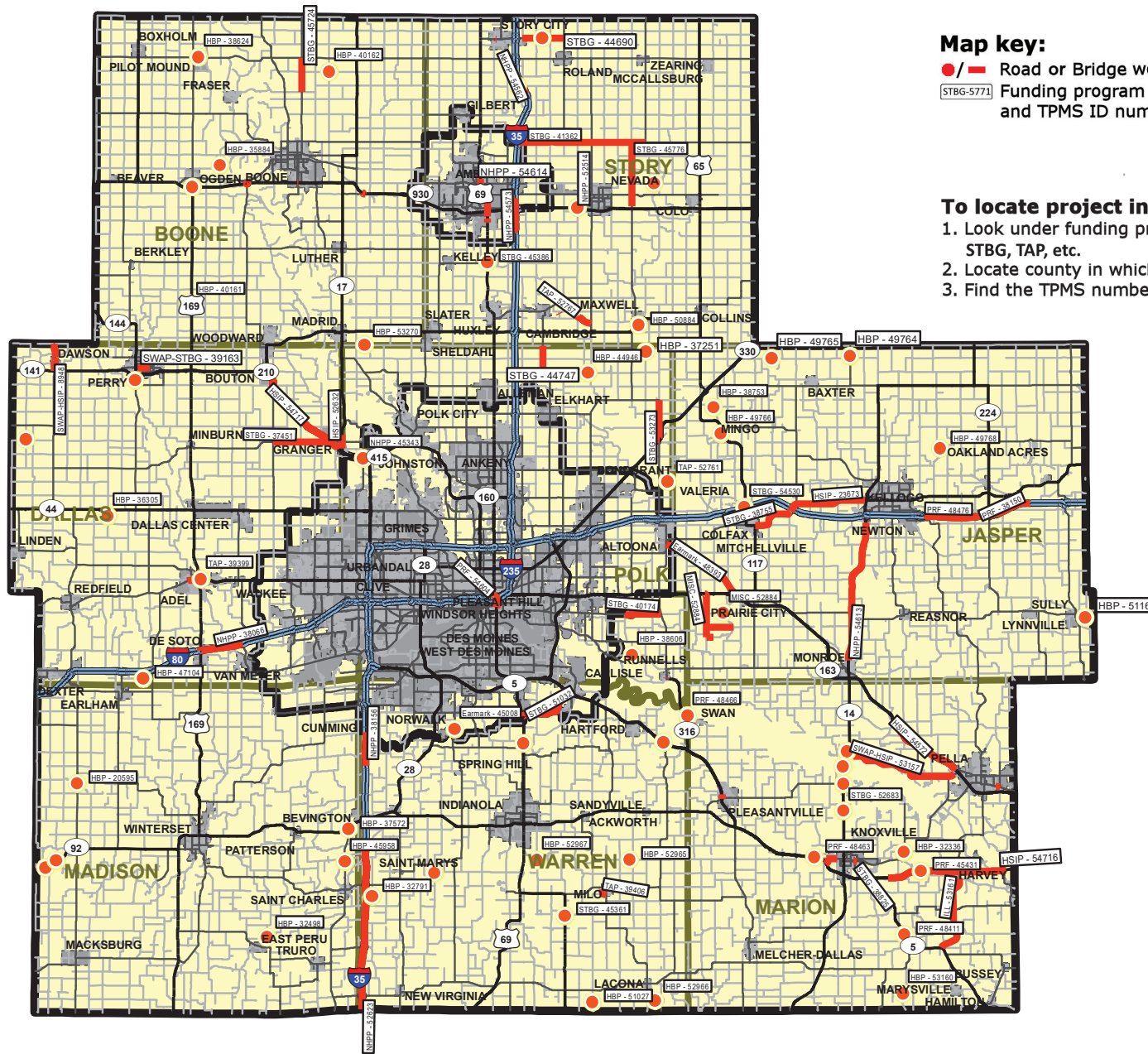
TAP

| | | | | | | | | |
|-----------------------------------|--|---------------|--------------------|--------------------|--|--|--|--------------------|
| 52769 | TAP-U-C052(127)--8I-52 | FHWA Approved | Total | \$1,200,000 | | | | \$1,200,000 |
| Johnson County Conservation Board | Trail on E side Half Moon Ave N to Copi Rd then W side Half Moon Ave to S side Hwy6 to Oak Hill Cemetary | 4/16/2024 | Federal Aid | \$763,000 | | | | \$763,000 |
| 24076 | Ped/Bike Development | | Regional | \$375,000 | | | | \$375,000 |
| | | | Swap | | | | | |

RPA 11 - Central Iowa Regional Transportation Planning Alliance
420 Watson Powell Jr. Parkway, Suite 200, Des Moines, IA 50309
Phone: 515-334-0075, Fax: 515-334-0098, www.dmampo.org/cirtpa



2024 Transportation Improvement Program



Map key:

- / — Road or Bridge work
- STBG-5771 Funding program ("STBG") and TPMS ID number ("5771")

To locate project in print listing:

1. Look under funding program - i.e STBG, TAP, etc.
2. Locate county in which project sits
3. Find the TPMS number - e.g. "10238"

RPA 11

| Project ID | Project Number | Approval Level | | 2024 | 2025 | 2026 | 2027 | Totals |
|------------|----------------|----------------|--|------|------|------|------|--------|
| Sponsor | Location | Letting Date | | | | | | |
| STIP ID | Work Codes | | | | | | | |

Earmark

| | | | | | | | | |
|---|---|---------------|--------------------|--------------------|--|--|--|--------------------|
| 48393 | EDP-C050(130)--7Y-50 | FHWA Approved | Total | \$2,112,500 | | | | \$2,112,500 |
| Jasper County Conservation Board | From Commerce Drive in Prairie City to NE 116th Street near Mitchellville | 4/16/2024 | Federal Aid | \$1,690,000 | | | | \$1,690,000 |
| 24111 | Ped/Bike Grade & Pave | | Regional | \$250,000 | | | | \$250,000 |
| | | | Swap | | | | | |
| PA Note: \$300,000 of FLAP funds, \$1,140,000 of 2023 Congressionally Directed Spending | | | | | | | | |
| 52285 | HDP-C063(147)--6B-63 | FHWA Approved | Total | \$5,000,000 | | | | \$5,000,000 |
| Marion County | On G28, from Hwy 14 to Pella Corp. Limit | 2/20/2024 | Federal Aid | \$2,000,000 | | | | \$2,000,000 |
| 24418 | HMA Resurfacing with Milling | | Regional | | | | | |
| | | | Swap | | | | | |
| 45008 | HDP-C091(137)--6B-91 | FHWA Approved | Total | \$2,000,000 | | | | \$2,000,000 |
| Warren County | On R 57, Over NORTH RIVER, S20 T77 R24 | 5/21/2024 | Federal Aid | \$1,600,000 | | | | \$1,600,000 |
| 24260 | Bridge Replacement | | Regional | | | | | |
| | | | Swap | | | | | |

Grant

| | | | | | | | | |
|---|--------------------------------|---------------|--------------------|------------------|--|--|--|------------------|
| 54747 | EDP-PA11)--7Y-85 | FHWA Approved | Total | \$250,000 | | | | \$250,000 |
| RPA 11 | RPA-11 SS4A Safety Action Plan | | Federal Aid | \$200,000 | | | | \$200,000 |
| 24435 | Trans Planning | | Regional | \$50,000 | | | | \$50,000 |
| | | | Swap | \$50,000 | | | | \$50,000 |
| PA Note: Source of grant money is SS4A, \$50,000 of SWAP-STBG dollars are being used as local match | | | | | | | | |

HBP

| | | | | | | | | |
|---------------|---|---------------|--------------------|--------------------|--|--|--|--------------------|
| 50884 | BROS-4865(605)--5F-85 | FHWA Approved | Total | \$800,000 | | | | \$800,000 |
| Story County | On 325TH ST, Over ROCK CREEK OVERFLOW | 11/19/2024 | Federal Aid | \$800,000 | | | | \$800,000 |
| 24251 | Bridge Replacement-CCS | | Regional | | | | | |
| | | | Swap | | | | | |
| 49766 | BROS-5110(602)--8J-50 | FHWA Approved | Total | \$1,500,000 | | | | \$1,500,000 |
| Jasper County | In the city of Mingo, On N E ST, Over SMALL NATURAL STREAM, from E Main St N 0.2 miles S3 T80 R21 | 2/20/2024 | Federal Aid | \$1,500,000 | | | | \$1,500,000 |
| 24268 | Bridge Replacement | | Regional | | | | | |
| | | | Swap | | | | | |

| Project ID | Project Number | Approval Level | | 2024 | 2025 | 2026 | 2027 | Totals |
|------------|----------------|----------------|--|------|------|------|------|--------|
| Sponsor | Location | Letting Date | | | | | | |
| STIP ID | Work Codes | | | | | | | |

HBP

| | | | | | | | | |
|----------------|--|---------------|--------------------|--------------------|--|--|--|--------------------|
| 47106 | BROS-C025(127)--8J-25 | FHWA Approved | Total | \$600,000 | | | | \$600,000 |
| Dallas County | On IVY Place, Over Frog Creek, S16 T81 R28, | 4/16/2024 | Federal Aid | \$600,000 | | | | \$600,000 |
| 24273 | Spring Valley Township | | Regional | | | | | |
| | Bridge New | | Swap | | | | | |
| 32516 | BROS-C025(E-44)--8J-25 | FHWA Approved | Total | \$900,000 | | | | \$900,000 |
| Dallas County | On B Avenue, Over Mosquito Creek, on the east line | | Federal Aid | \$900,000 | | | | \$900,000 |
| 24271 | of S6, T80, R29, Lincoln Township | | Regional | | | | | |
| | Bridge New-CCS | | Swap | | | | | |
| 47104 | BROS-C025(N-61)--8J-25 | FHWA Approved | Total | \$400,000 | | | | \$400,000 |
| Dallas County | On 365th St., Over Bear Creek, S32 T78 R28, | | Federal Aid | \$400,000 | | | | \$400,000 |
| 24272 | Adams Township | | Regional | | | | | |
| | Culvert New | | Swap | | | | | |
| 38753 | BROS-C050(136)--8J-50 | FHWA Approved | Total | \$2,000,000 | | | | \$2,000,000 |
| Jasper County | On Eagle St, Over INDIAN CREEK, from Elk Ave N | 3/19/2024 | Federal Aid | \$2,000,000 | | | | \$2,000,000 |
| 24266 | 0.2 miles S27 T81N R21 | | Regional | | | | | |
| | Bridge Replacement | | Swap | | | | | |
| 32498 | BROS-C061(132)--5F-61 | FHWA Approved | Total | \$500,000 | | | | \$500,000 |
| Madison County | On R21, Over BRANCH TO CLANTON CREEK, at | 10/15/2024 | Federal Aid | \$500,000 | | | | \$500,000 |
| 24249 | S1 T74 R27 | | Regional | | | | | |
| | Bridge Replacement | | Swap | | | | | |
| 38606 | BROS-C077(240)--8J-77 | FHWA Approved | Total | \$500,000 | | | | \$500,000 |
| Polk County | ON SE 48TH AVE, EAST OF SE POWERS DRIVE | 1/17/2024 | Federal Aid | \$500,000 | | | | \$500,000 |
| 24279 | Bridge Replacement | | Regional | | | | | |
| | | | Swap | | | | | |

| Project ID | Project Number | Approval Level | | 2024 | 2025 | 2026 | 2027 | Totals |
|----------------|--|----------------|----------------------|--------------------|--------------------|------|------|--------------------|
| Sponsor | Location | Letting Date | | | | | | |
| STIP ID | Work Codes | | | | | | | |
| HBP | | | | | | | | |
| 51027 | BROS-C091(140)--8J-91 | FHWA Approved | Total | \$800,000 | | | | \$800,000 |
| Warren County | On 180TH AVE, Over COTTON CREEK, S36 T74 R23 | 4/16/2024 | Federal Aid | \$800,000 | | | | \$800,000 |
| 24259 | Bridge Replacement-PPCB | | Regional Swap | | | | | |
| 49764 | BRS-C050(137)--60-50 | FHWA Approved | Total | \$1,600,000 | | | | \$1,600,000 |
| Jasper County | On S 62, Over N. SKUNK RIVER, from N 107th Ave W N 0.1 miles S5 T81 R19 | 12/19/2023 | Federal Aid | \$1,280,000 | | | | \$1,280,000 |
| 24267 | Bridge Replacement | | Regional Swap | \$320,000 | | | | \$320,000 |
| 20595 | BRS-C061(129)--60-61 | FHWA Approved | Total | \$2,200,000 | | | | \$2,200,000 |
| Madison County | On P53, Over NORTH RIVER, S10 T76 R29 | 10/15/2024 | Federal Aid | \$1,760,000 | | | | \$1,760,000 |
| 24248 | Bridge Replacement | | Regional Swap | \$248,000 | | | | \$248,000 |
| 32336 | BRS-C063(142)--60-63 | FHWA Approved | Total | \$4,000,000 | | | | \$4,000,000 |
| Marion County | On T15, Over BNSF RR AND STREAM, from 500' S of 169th to Lisbon Dr. | 8/15/2023 | Federal Aid | \$3,200,000 | | | | \$3,200,000 |
| 24417 | Bridge Replacement | | Regional Swap | \$800,000 | | | | \$800,000 |
| 35884 | BROS-C008(78)--5F-08 | FHWA Approved | Total | | \$2,900,000 | | | \$2,900,000 |
| Boone County | On J AVE, OVER UP RR, S27 T84 R27 | 2/20/2024 | Federal Aid | | \$2,320,000 | | | \$2,320,000 |
| | Bridge Replacement | | Regional Swap | | | | | |
| 49765 | BROS-C050()--5F-50 | FHWA Approved | Total | | \$1,500,000 | | | \$1,500,000 |
| Jasper County | On N 107TH AVE W, Over CLEAR CREEK, from W 100th ST N E 1.2 miles S5 T81 R20 | | Federal Aid | | \$1,500,000 | | | \$1,500,000 |
| | Bridge Replacement | | Regional Swap | | | | | |
| 52930 | BROS-C085(182)--8J-85 | FHWA Approved | Total | | \$800,000 | | | \$800,000 |
| Story County | On 220TH ST, Over EAST BR INDIAN CREEK, S2 T83 R22 | 11/19/2024 | Federal Aid | | \$800,000 | | | \$800,000 |
| | Bridge Replacement-CCS | | Regional Swap | | | | | |

| Project ID | Project Number | Approval Level | | 2024 | 2025 | 2026 | 2027 | Totals |
|----------------|---|----------------|----------------------|------|--------------------|--------------------|------|--------------------|
| Sponsor | Location | Letting Date | | | | | | |
| STIP ID | Work Codes | | | | | | | |
| HBP | | | | | | | | |
| 52964 | BROS-C091)--5F-91 | FHWA Approved | Total | | \$900,000 | | | \$900,000 |
| Warren County | On 65TH AVE, Over BRANCH SOUTH RIVER, S13 T75 R25 | | Federal Aid | | \$900,000 | | | \$900,000 |
| | Bridge Replacement-PPCB | | Regional Swap | | | | | |
| 38624 | BRS-6040(601)--60-08 | FHWA Approved | Total | | \$975,000 | | | \$975,000 |
| Boone County | On E 18, Over BLUFF CREEK, on NLINE S20 T85N R27W | 9/17/2024 | Federal Aid | | \$780,000 | | | \$780,000 |
| | Bridge Replacement | | Regional Swap | | \$195,000 | | | \$195,000 |
| 51166 | BRS-C050(132)--60-50 | FHWA Approved | Total | | \$3,500,000 | | | \$3,500,000 |
| Jasper County | On F 62, Over NORTH SKUNK RIVER, from E 160th St S W 0.6 miles S12 T78 R17 | 9/17/2024 | Federal Aid | | \$2,800,000 | | | \$2,800,000 |
| | Bridge Replacement | | Regional Swap | | \$700,000 | | | \$700,000 |
| 45958 | BRS-C061(131)--60-61 | FHWA Approved | Total | | \$1,500,000 | | | \$1,500,000 |
| Madison County | On R 35, Over CLANTON CREEK, S12 T75 R26 | 1/21/2026 | Federal Aid | | \$1,200,000 | | | \$1,200,000 |
| | Bridge Replacement | | Regional Swap | | \$196,000 | | | \$196,000 |
| 40161 | BROS-C008(xx)--8J-08 | FHWA Approved | Total | | | \$650,000 | | \$650,000 |
| Boone County | On 310TH ST, Over LITTLE BEAVER CREEK, S18 T82 R27 | | Federal Aid | | | \$650,000 | | \$650,000 |
| | Bridge Replacement | | Regional Swap | | | | | |
| 36305 | BROS-C025(J-40)--8J-25 | FHWA Approved | Total | | | \$600,000 | | \$600,000 |
| Dallas County | On H Ave., Over Panther Creek, S5 T79 R28, Colfax Township | | Federal Aid | | | \$595,000 | | \$595,000 |
| | Bridge Replacement | | Regional Swap | | | | | |
| 53160 | BROS-C063(168th)--8J-63 | FHWA Approved | Total | | | \$1,000,000 | | \$1,000,000 |
| Marion County | On 168TH PL, Over STREAM, from 0.25 mile S of Vermont to 0.75 mile S of Vermont | | Federal Aid | | | \$1,000,000 | | \$1,000,000 |
| | Bridge Replacement | | Regional Swap | | | | | |

| Project ID | Project Number | Approval Level | | 2024 | 2025 | 2026 | 2027 | Totals |
|----------------|--|----------------|----------------------|------|------|--------------------|------------------|--------------------|
| Sponsor | Location | Letting Date | | | | | | |
| STIP ID | Work Codes | | | | | | | |
| HBP | | | | | | | | |
| 37251 | BROS-C077)--8J-77 | FHWA Approved | Total | | | \$1,250,000 | | \$1,250,000 |
| Polk County | On NE 162ND AVE, Over INDIAN CREEK, E Of NE 104TH ST | | Federal Aid | | | \$1,250,000 | | \$1,250,000 |
| | Bridge Replacement | | Regional Swap | | | | | |
| 44946 | BROS-C077(BR1271)--5F-77 | FHWA Approved | Total | | | \$450,000 | | \$450,000 |
| Polk County | On NE 150TH AVE 0.25 MI W of NE 72 St, | | Federal Aid | | | \$450,000 | | \$450,000 |
| | Bridge Replacement | | Regional Swap | | | | | |
| 32507 | BROS-C085(162)--5F-85 | FHWA Approved | Total | | | \$1,700,000 | | \$1,700,000 |
| Story County | On 150th St., Over Skunk River, NLINE S31 T85 R23 | 11/18/2025 | Federal Aid | | | \$1,700,000 | | \$1,700,000 |
| | Bridge Replacement | | Regional Swap | | | | | |
| 52965 | BROS-C091)--5F-91 | FHWA Approved | Total | | | \$900,000 | | \$900,000 |
| Warren County | On G 48, Over BRANCH COAL CREEK, S8 T75 R22 | | Federal Aid | | | \$900,000 | | \$900,000 |
| | Bridge Replacement-CCS | | Regional Swap | | | | | |
| 52967 | BROS-C091)--8J-91 | FHWA Approved | Total | | | \$900,000 | | \$900,000 |
| Warren County | On 140TH AVE, Over BRANCH OTTER CREEK, S8 T75 R23 | | Federal Aid | | | \$900,000 | | \$900,000 |
| | Bridge Replacement-CCS | | Regional Swap | | | | | |
| 37572 | BRS-C061(130)--60-61 | FHWA Approved | Total | | | \$2,500,000 | | \$2,500,000 |
| Madison County | On R35 (BEV. PARK RD.), Over MIDDLE RIVER, at SW S25 T76 R26 | 1/22/2025 | Federal Aid | | | \$2,000,000 | | \$2,000,000 |
| | Bridge Replacement | | Regional Swap | | | \$500,000 | | \$500,000 |
| 40162 | BROS-C008(xx)--8J-08 | FHWA Approved | Total | | | | \$700,000 | \$700,000 |
| Boone County | On 140TH ST, Over MONTGOMERY CREEK, S25 T85 R26 | | Federal Aid | | | | \$700,000 | \$700,000 |
| | Bridge Replacement | | Regional Swap | | | | | |

| Project ID | Project Number | Approval Level | | 2024 | 2025 | 2026 | 2027 | Totals |
|------------|----------------|----------------|--|------|------|------|------|--------|
| Sponsor | Location | Letting Date | | | | | | |
| STIP ID | Work Codes | | | | | | | |

HBP

| | | | | | | | | |
|----------------|---|---------------|----------------------|--|--|--|--------------------|--------------------|
| 49768 | BROS-C050()-8J-50 | FHWA Approved | Total | | | | \$2,000,000 | \$2,000,000 |
| Jasper County | On F 27, Over NORTH SKUNK RIVER, from N 55th Ave E S 0.1 miles S8 T80 R18 | | Federal Aid | | | | \$2,000,000 | \$2,000,000 |
| | Bridge Replacement | | Regional Swap | | | | | |
| 53154 | BROS-C061()-8J-61 | FHWA Approved | Total | | | | \$2,000,000 | \$2,000,000 |
| Madison County | On BITTERSWEET AVE, Over MIDDLE RIVER, S7 T75 R29 | | Federal Aid | | | | \$2,000,000 | \$2,000,000 |
| | Bridge Replacement | | Regional Swap | | | | | |
| 53270 | BROS-C077(BR 39)-8J-77 | FHWA Approved | Total | | | | \$500,000 | \$500,000 |
| Polk County | On NW 166TH AVE, Over LITTLE CREEK, S5 T81 R25 | | Federal Aid | | | | \$250,000 | \$250,000 |
| | Bridge Replacement | | Regional Swap | | | | | |
| 32791 | BROS-C091()-8J-91 | FHWA Approved | Total | | | | \$1,000,000 | \$1,000,000 |
| Warren County | On 20TH AVE, Over PAINTER CREEK, S20 T75 R25 | | Federal Aid | | | | \$1,000,000 | \$1,000,000 |
| | Bridge Replacement-PPCB | | Regional Swap | | | | | |
| 49760 | BRS-C085(E15)-60-85 | FHWA Approved | Total | | | | \$600,000 | \$600,000 |
| Story County | On E 15, Over LONG DICK CREEK, S9 T85 R23 | | Federal Aid | | | | \$480,000 | \$480,000 |
| | Bridge Replacement-CCS | | Regional Swap | | | | \$120,000 | \$120,000 |
| 52966 | BRS-C091()-60-91 | FHWA Approved | Total | | | | \$1,400,000 | \$1,400,000 |
| Warren County | On S 23, Over STONY CREEK, S34 T74 R22 | | Federal Aid | | | | \$1,120,000 | \$1,120,000 |
| | Bridge Replacement-CCS | | Regional Swap | | | | \$280,000 | \$280,000 |

HSIP

| | | | | | | | | |
|---------------|--|---------------|----------------------|------------------|--|--|--|------------------|
| 23673 | HRRR-C050(131)-5R-50 | FHWA Approved | Total | \$965,000 | | | | \$965,000 |
| Jasper County | On F-48 W, from Bridge N03 (NBIS 30401) E 5.8 miles to Newton CL | 8/15/2023 | Federal Aid | \$965,000 | | | | \$965,000 |
| 24265 | PCC Pavement - Replace, HMA Resurfacing with Milling | | Regional Swap | | | | | |

DOT Note: Project funded with \$965,000 of HRRR setaside.

| Project ID | Project Number | Approval Level | | 2024 | 2025 | 2026 | 2027 | Totals |
|--|---|----------------|----------------------|---------------------|------|------|------|---------------------|
| Sponsor | Location | Letting Date | | | | | | |
| STIP ID | Work Codes | | | | | | | |
| HSIP | | | | | | | | |
| 52632 | HSIPX-017()--3L-77 | FHWA Approved | Total | \$1,691,000 | | | | \$1,691,000 |
| Iowa Department of Transportation | IA 17: State St Intersection in Granger | | Federal Aid | \$1,521,900 | | | | \$1,521,900 |
| 24372 | Grade and Pave | | Regional Swap | | | | | |
| 54561 | HSIPX-030()--3L-08 | FHWA Approved | Total | \$200,000 | | | | \$200,000 |
| Iowa Department of Transportation | US 30: 230th Ave Intersection | | Federal Aid | \$180,000 | | | | \$180,000 |
| 24323 | Grading | | Regional Swap | | | | | |
| 54650 | HSIPX-065()--3L-91 | FHWA Approved | Total | \$350,000 | | | | \$350,000 |
| Iowa Department of Transportation | US 65: S Co Rd G24 Intersection (SB) | | Federal Aid | \$315,000 | | | | \$315,000 |
| 24370 | Grade and Pave | | Regional Swap | | | | | |
| 54716 | HSIPX-092()--3L-63 | FHWA Approved | Total | \$5,336,800 | | | | \$5,336,800 |
| Iowa Department of Transportation | IA 92: E of Knoxville to 0.15 mi W of Co Rd T25 | | Federal Aid | \$4,720,000 | | | | \$4,720,000 |
| 24381 | Grade and Pave, Pavement Rehab | | Regional Swap | | | | | |
| DOT Note: Project includes 3R and Safety funds | | | | | | | | |
| 54717 | HSIPX-141()--3L-25 | FHWA Approved | Total | \$11,906,800 | | | | \$11,906,800 |
| Iowa Department of Transportation | IA 141: 0.4 mi N of 150th St to 0.6 mi W of IA 17 | | Federal Aid | \$10,716,200 | | | | \$10,716,200 |
| 24382 | Pavement Rehab, Paved Shoulder Strengthening | | Regional Swap | | | | | |
| DOT Note: Project includes 3R and Safety | | | | | | | | |
| 54572 | HSIPX-163()--3L-63 | FHWA Approved | Total | \$2,600,000 | | | | \$2,600,000 |
| Iowa Department of Transportation | IA 163: Business Hwy 163 to WCL Pella | | Federal Aid | \$2,340,000 | | | | \$2,340,000 |
| 24328 | PCC Paved Shoulder - Repair | | Regional Swap | | | | | |

| Project ID | Project Number | Approval Level | | 2024 | 2025 | 2026 | 2027 | Totals |
|------------|----------------|----------------|--|------|------|------|------|--------|
| Sponsor | Location | Letting Date | | | | | | |
| STIP ID | Work Codes | | | | | | | |

ILL

| | | | | | | | | |
|---------------|----------------------------------|---------------|--------------------|--|--------------------|--|--|--------------------|
| 53161 | ILL-C063(T17)--92-63 | FHWA Approved | Total | | \$4,000,000 | | | \$4,000,000 |
| Marion County | On T17, from Hwy 5 to Old Hwy 92 | | Federal Aid | | | | | |
| | HMA Resurfacing with Milling | | Regional | | | | | |
| | | | Swap | | | | | |

MISC

| | | | | | | | | |
|---------------|--|---------------|--------------------|--------------------|--|--|--|--------------------|
| 52884 | FLAP-C050())--6L-50 | FHWA Approved | Total | \$1,875,000 | | | | \$1,875,000 |
| Jasper County | W 129th St S IA 163 to S 102nd Ave W, S 96th Ave W to Pacific St., S 102nd Ave W to end, S 88th Ave W bridge | 11/21/2023 | Federal Aid | \$1,875,000 | | | | \$1,875,000 |
| 24264 | Seal Coat, Bridge Replacement - Other | | Regional | | | | | |
| | | | Swap | | | | | |

PA Note: 52885, 52890, 52891, and 49840 will be let as part of this project.

DOT Note: Project funded with \$1.875,000 in FLAP funds

NHPP

| | | | | | | | | |
|-----------------------------------|--|---------------|--------------------|---------------------|--------------------|--|--|---------------------|
| 38066 | IM-080())--13-25 | FHWA Approved | Total | \$26,746,000 | \$239,000 | | | \$26,985,000 |
| Iowa Department of Transportation | I 80: US 6/169 in De Soto to Co Rd R16 | | Federal Aid | \$24,071,400 | | | | \$24,071,400 |
| 24302 | Grade and Pave, Bridge Replacement, Erosion Control | | Regional | | | | | |
| | | | Swap | | | | | |
| 54613 | NHSX-014())--3H-50 | FHWA Approved | Total | \$10,000,000 | | | | \$10,000,000 |
| Iowa Department of Transportation | IA 14: NCL of Monroe to 0.4 mi S of I-80 | | Federal Aid | \$8,000,000 | | | | \$8,000,000 |
| 24346 | Pavement Rehab | | Regional | | | | | |
| | | | Swap | | | | | |
| 54614 | NHSX-069())--3H-85 | FHWA Approved | Total | \$3,730,000 | | | | \$3,730,000 |
| Iowa Department of Transportation | US 69: S of Jewel Dr to N of Bloomington Rd in Ames | | Federal Aid | \$2,984,000 | | | | \$2,984,000 |
| 24347 | Pavement Rehab | | Regional | | | | | |
| | | | Swap | | | | | |
| 45343 | NHSX-141())--3H-77 | FHWA Approved | Total | \$2,734,000 | \$9,933,000 | | | \$12,667,000 |
| Iowa Department of Transportation | IA 141: NW 121st St Intersection incl Local Rd Connections | | Federal Aid | \$2,187,200 | \$7,946,400 | | | \$10,133,600 |
| 24329 | Grade and Pave, Traffic Signs, Right of Way | | Regional | | | | | |
| | | | Swap | | | | | |

| Project ID | Project Number | Approval Level | | 2024 | 2025 | 2026 | 2027 | Totals |
|------------|----------------|----------------|--|------|------|------|------|--------|
| Sponsor | Location | Letting Date | | | | | | |
| STIP ID | Work Codes | | | | | | | |

NHPP

| | | | | | | | | |
|-----------------------------------|---|---------------|----------------------|--|--------------------|---------------------|---------------------|---------------------|
| 52514 | NHSX-030()--3H-85 | FHWA Approved | Total | | \$5,133,000 | \$228,000 | \$11,030,000 | \$16,391,000 |
| Iowa Department of Transportation | US 30: 610th Ave Interchange at Nevada | | Federal Aid | | \$4,106,400 | \$182,400 | \$8,824,000 | \$13,112,800 |
| | Pave, Grading, Right of Way | | Regional Swap | | | | | |
| 38156 | IM-035()--13-91 | FHWA Approved | Total | | | \$19,687,000 | | \$19,687,000 |
| Iowa Department of Transportation | I 35: N of North River to S of Badger Creek | | Federal Aid | | | \$17,718,300 | | \$17,718,300 |
| | Grade and Pave, Traffic Signs | | Regional Swap | | | | | |
| 52623 | IMX-035()--02-91 | FHWA Approved | Total | | | \$36,237,000 | \$37,052,000 | \$73,289,000 |
| Iowa Department of Transportation | I 35: Clarke Co to Clanton Creek | | Federal Aid | | | \$32,613,300 | \$33,346,800 | \$65,960,100 |
| | Pave | | Regional Swap | | | | | |
| 54562 | IMX-035()--02-85 | FHWA Approved | Total | | | | \$997,000 | \$997,000 |
| Iowa Department of Transportation | I 35: Story County Overlook 3.6 mi N of Co Rd E29 (SB) - Remove | | Federal Aid | | | | \$897,300 | \$897,300 |
| | Grading | | Regional Swap | | | | | |
| 54573 | NHSX-035()--3H-85 | FHWA Approved | Total | | | | \$5,200,000 | \$5,200,000 |
| Iowa Department of Transportation | I 35: 0.5 mi N of Co Rd E57/260th St to 0.6 mi N of US 30 | | Federal Aid | | | | \$4,160,000 | \$4,160,000 |
| | Grade and Pave, Traffic Signs, Right of Way | | Regional Swap | | | | | |

PRF

| | | | | | | | | |
|-----------------------------------|--|---------------|----------------------|--------------------|--|--|--|--------------------|
| 45431 | BRFN-092()--39-63 | FHWA Approved | Total | \$1,063,000 | | | | \$1,063,000 |
| Iowa Department of Transportation | IA 92: Old Highway 92 3.9 mi E of E Jct IA 5 | | Federal Aid | | | | | |
| | Bridge Deck Overlay | | Regional Swap | | | | | |

| Project ID | Project Number | Approval Level | | 2024 | 2025 | 2026 | 2027 | Totals |
|------------|----------------|----------------|--|------|------|------|------|--------|
| Sponsor | Location | Letting Date | | | | | | |
| STIP ID | Work Codes | | | | | | | |

PRF

| | | | | | | | | |
|-----------------------------------|---|---------------|----------------------|--------------------|--|--|--|--------------------|
| 54691 | IMN-080())--0E-25 | FHWA Approved | Total | \$38,000 | | | | \$38,000 |
| Iowa Department of Transportation | I 80: Mitigation for Dallas I-80 US 6/169 to Co Rd R16 | | Federal Aid | | | | | |
| | Wetland Mitigation | | Regional Swap | | | | | |
| 45309 | IMN-080())--0E-50 | FHWA Approved | Total | \$807,000 | | | | \$807,000 |
| Iowa Department of Transportation | I 80: Cherry Creek 1.2 mi W of IA 14 (EB & WB) | | Federal Aid | | | | | |
| | Bridge Deck Overlay | | Regional Swap | | | | | |
| 38150 | IMN-080())--0E-50 | FHWA Approved | Total | \$380,000 | | | | \$380,000 |
| Iowa Department of Transportation | I 80: North Skunk River 2.1 mi E of IA 224 | | Federal Aid | | | | | |
| | Erosion Control | | Regional Swap | | | | | |
| 48476 | IMN-080())--0E-50 | FHWA Approved | Total | \$2,184,000 | | | | \$2,184,000 |
| Iowa Department of Transportation | I 80: 0.5 mi E of Co Rd T14 (Speedway Dr) to 0.5 mi E of IA 224 | | Federal Aid | | | | | |
| | Pavement Rehab | | Regional Swap | | | | | |
| 54570 | NHSN-000())--2R-77 | FHWA Approved | Total | \$110,000 | | | | \$110,000 |
| Iowa Department of Transportation | IStatewide: Various Routes and Intersections in the Des Moines Metro Area | | Federal Aid | | | | | |
| | Traffic Signals | | Regional Swap | | | | | |
| 38180 | NHSN-030())--2R-08 | FHWA Approved | Total | \$2,103,000 | | | | \$2,103,000 |
| Iowa Department of Transportation | US 30: Co Rd R18 Intersection | | Federal Aid | | | | | |
| | Grade and Pave | | Regional Swap | | | | | |
| 54653 | NHSN-030())--2R-08 | FHWA Approved | Total | \$209,000 | | | | \$209,000 |
| Iowa Department of Transportation | US 30: At S Story St in Boone - Park and Ride | | Federal Aid | | | | | |
| | Grade and Pave | | Regional Swap | | | | | |

| Project ID | Project Number | Approval Level | | 2024 | 2025 | 2026 | 2027 | Totals |
|------------|----------------|----------------|--|------|------|------|------|--------|
| Sponsor | Location | Letting Date | | | | | | |
| STIP ID | Work Codes | | | | | | | |

PRF

| | | | | | | | | |
|-----------------------------------|--|---------------|----------------------|-----------|-------------|--|--|-------------|
| 54604 | NHSN-069)--2R-77 | FHWA Approved | Total | \$500,000 | | | | \$500,000 |
| Iowa Department of Transportation | US 69: In Des Moines, from N of the RR Viaduct to S of Fremont St (NB) | | Federal Aid | | | | | |
| | Pavement Rehab | | Regional Swap | | | | | |
| 45344 | NHSN-169)--2R-25 | FHWA Approved | Total | \$45,000 | | | | \$45,000 |
| Iowa Department of Transportation | US 169: S of N Raccoon River Bridge 1.4 mi N of US 6 | | Federal Aid | | | | | |
| | Grading, Right of Way | | Regional Swap | | | | | |
| 48463 | BRFN-005)--39-63 | FHWA Approved | Total | | \$1,095,000 | | | \$1,095,000 |
| Iowa Department of Transportation | IA 5: White Breast Creek 2.7 mi N of IA 14 (NB) | | Federal Aid | | | | | |
| | Bridge Deck Overlay | | Regional Swap | | | | | |
| 48466 | BRFN-316)--39-63 | FHWA Approved | Total | | \$366,000 | | | \$366,000 |
| Iowa Department of Transportation | IA 316: NS and BNSF RR 2.5 mi N of IA 5 | | Federal Aid | | | | | |
| | Bridge Deck Overlay | | Regional Swap | | | | | |
| 48411 | NHSN-005)--2R-63 | FHWA Approved | Total | | \$1,475,000 | | | \$1,475,000 |
| Iowa Department of Transportation | IA 5: Walnut Creek 0.9 mi N of Co Rd G76 | | Federal Aid | | | | | |
| | Bridge Replacement, Right of Way | | Regional Swap | | | | | |
| 54585 | NHSN-005)--2R-91 | FHWA Approved | Total | | \$106,000 | | | \$106,000 |
| Iowa Department of Transportation | IA 5: Mitigation for South River Bridges Project (78) | | Federal Aid | | | | | |
| | Wetland Mitigation | | Regional Swap | | | | | |

STBG

| | | | | | | | | |
|-----------------------------------|--|---------------|----------------------|---------|-------------|--|--|-------------|
| 45366 | BRF-014)--38-63 | FHWA Approved | Total | \$5,000 | \$3,751,000 | | | \$3,756,000 |
| Iowa Department of Transportation | IA 14: Brush Creek 0.2 mi S of Co Rd G28 | | Federal Aid | | \$3,000,800 | | | \$3,000,800 |
| 24297 | Bridge Replacement, Right of Way | | Regional Swap | | | | | |

| Project ID | Project Number | Approval Level | | 2024 | 2025 | 2026 | 2027 | Totals |
|------------|----------------|----------------|--|------|------|------|------|--------|
| Sponsor | Location | Letting Date | | | | | | |
| STIP ID | Work Codes | | | | | | | |

STBG

| | | | | | | | | |
|-----------------------------------|--|---------------|----------------------|--------------------|---------------------|--|--|---------------------|
| 45361 | BRF-065()--38-91 | FHWA Approved | Total | \$4,000 | \$2,681,000 | | | \$2,685,000 |
| Iowa Department of Transportation | US 65: Otter Creek 1.6 mi S of Co Rd G58 | | Federal Aid | | \$2,144,800 | | | \$2,144,800 |
| 24298 | Bridge Replacement, Right of Way | | Regional Swap | | | | | |
| 45386 | BRF-069()--38-85 | FHWA Approved | Total | \$3,078,000 | | | | \$3,078,000 |
| Iowa Department of Transportation | US 69: Walnut Creek 0.2 mi N of Co Rd E57 | | Federal Aid | \$2,462,400 | | | | \$2,462,400 |
| 24312 | Bridge Replacement, Right of Way | | Regional Swap | | | | | |
| 44747 | STP-S-C077(242)--5E-77 | FHWA Approved | Total | \$450,000 | | | | \$450,000 |
| Polk County | On NE 42 St, from NE 150th Ave N 2 miles to NE 166th Ave | 2/20/2024 | Federal Aid | \$360,000 | | | | \$360,000 |
| 24276 | Pavement Rehab | | Regional Swap | \$360,000 | | | | \$360,000 |
| 45776 | STP-S-C085(178)--5E-85 | FHWA Approved | Total | \$1,450,000 | | | | \$1,450,000 |
| Story County | On 650th Ave., from approx. 0.1mi north of Hwy 30 to 190th St. and On 190th St., from 650th Ave. to 660th Ave. | 2/20/2024 | Federal Aid | \$1,160,000 | | | | \$1,160,000 |
| 24250 | HMA Resurfacing | | Regional Swap | \$1,160,000 | | | | \$1,160,000 |
| 48418 | BRF-005()--38-91 | FHWA Approved | Total | | \$4,765,000 | | | \$4,765,000 |
| Iowa Department of Transportation | IA 5: South River 0.2 mi N of Co Rd S31 (NB) | | Federal Aid | | \$3,812,000 | | | \$3,812,000 |
| | Bridge New | | Regional Swap | | | | | |
| 48604 | BRF-014()--38-63 | FHWA Approved | Total | | \$10,975,000 | | | \$10,975,000 |
| Iowa Department of Transportation | IA 14: Des Moines River 1.2 mi N of Co Rd G40 | | Federal Aid | | \$8,780,000 | | | \$8,780,000 |
| | Bridge Deck Overlay | | Regional Swap | | | | | |
| 37451 | STP-S-C025(H-42)--5E-25 | FHWA Approved | Total | | \$4,200,000 | | | \$4,200,000 |
| Dallas County | On F31, from R22 E 4.2 miles to Highway 141, Grant Township | | Federal Aid | | \$3,000,000 | | | \$3,000,000 |
| | Pavement Rehab | | Regional Swap | | \$3,000,000 | | | \$3,000,000 |

| Project ID | Project Number | Approval Level | | 2024 | 2025 | 2026 | 2027 | Totals |
|------------|----------------|----------------|--|------|------|------|------|--------|
| Sponsor | Location | Letting Date | | | | | | |
| STIP ID | Work Codes | | | | | | | |

STBG

| | | | | | | | | |
|-----------------------------------|--|---------------|----------------------|--|--------------------|--------------------|--|--------------------|
| 38755 | STP-S-C050()-5E-50 | FHWA Approved | Total | | \$2,100,000 | | | \$2,100,000 |
| Jasper County | On F-48 W, Over IAIS RR, from IA 117 N E 2.8 miles to Bridge N03 (NBIS 30401) | 10/15/2024 | Federal Aid | | \$500,000 | | | \$500,000 |
| | HMA Resurfacing with Milling | | Regional Swap | | \$500,000 | | | \$500,000 |
| 38825 | STP-S-C063()-5E-63 | FHWA Approved | Total | | \$1,000,000 | | | \$1,000,000 |
| Marion County | On McKimber and on S. Attica Rd. both from IA 5/92 to Knoxville Corp. Limit, and on 110th from IA 5/92 to McKimber | | Federal Aid | | \$700,000 | | | \$700,000 |
| | HMA Resurfacing with Milling | | Regional Swap | | \$700,000 | | | \$700,000 |
| 40174 | STP-S-C077(SE6AVE)-5E-77 | FHWA Approved | Total | | \$575,000 | | | \$575,000 |
| Polk County | On SE 6TH AVE, from SE 92 St to SE Camp Dr. | | Federal Aid | | \$460,000 | | | \$460,000 |
| | Pavement Rehab | | Regional Swap | | \$460,000 | | | \$460,000 |
| 44690 | STP-S-C085(E15)-5E-85 | FHWA Approved | Total | | \$750,000 | | | \$750,000 |
| Story County | On E 15, from 0.1 miles west of 570th Ave. E 3.1 miles to 600th Ave. | | Federal Aid | | \$600,000 | | | \$600,000 |
| | HMA Resurfacing | | Regional Swap | | \$600,000 | | | \$600,000 |
| 41362 | STP-S-C085(E29)-5E-85 | FHWA Approved | Total | | \$2,100,000 | | | \$2,100,000 |
| Story County | On E29, from 0.2 miles west of 570th Ave. E 8.2 miles to 650th Ave. | | Federal Aid | | \$1,680,000 | | | \$1,680,000 |
| | HMA Resurfacing | | Regional Swap | | \$1,680,000 | | | \$1,680,000 |
| 52680 | BRF-014()-38-63 | FHWA Approved | Total | | | \$746,000 | | \$746,000 |
| Iowa Department of Transportation | IA 14: Teter Creek 0.2 mi S of Co Rd G40 | | Federal Aid | | | \$596,800 | | \$596,800 |
| | Bridge Deck Overlay | | Regional Swap | | | | | |
| 52683 | BRF-014()-38-63 | FHWA Approved | Total | | | \$1,946,000 | | \$1,946,000 |
| Iowa Department of Transportation | IA 14: White Breast Creek 2.1 mi S of Co Rd G40 | | Federal Aid | | | \$1,556,800 | | \$1,556,800 |
| | Bridge Deck Overlay | | Regional Swap | | | | | |

| Project ID | Project Number | Approval Level | | 2024 | 2025 | 2026 | 2027 | Totals |
|------------|----------------|----------------|--|------|------|------|------|--------|
| Sponsor | Location | Letting Date | | | | | | |
| STIP ID | Work Codes | | | | | | | |

STBG

| | | | | | | | | |
|-----------------------------------|---|---------------|----------------------|--|--|------------------|--------------------|--------------------|
| 53273 | STP-S-C077(NE 112)--5E-77 | FHWA Approved | Total | | | \$625,000 | | \$625,000 |
| Polk County | On NE 112 ST, from NE 134 AVE S to HWY 65 | | Federal Aid | | | \$500,000 | | \$500,000 |
| | HMA Pavement - Replace | | Regional Swap | | | \$500,000 | | \$500,000 |
| 54547 | BRF-065()--38-91 | FHWA Approved | Total | | | | \$1,415,000 | \$1,415,000 |
| Iowa Department of Transportation | US 65: Stream 0.2 mi N fo Co Rd G24 (NB) | | Federal Aid | | | | \$1,132,000 | \$1,132,000 |
| | Bridge New, Right of Way | | Regional Swap | | | | | |
| 54712 | BRF-092()--38-61 | FHWA Approved | Total | | | | \$785,000 | \$785,000 |
| Iowa Department of Transportation | IA 92: Middle River 2.0 mi W of Co Rd P53 | | Federal Aid | | | | \$628,000 | \$628,000 |
| | Bridge Deck Overlay | | Regional Swap | | | | | |
| 54714 | BRF-141()--38-25 | FHWA Approved | Total | | | | \$1,570,000 | \$1,570,000 |
| Iowa Department of Transportation | IA 141: At the US 169 Interchange (EB/WB) | | Federal Aid | | | | \$1,256,000 | \$1,256,000 |
| | Bridge Deck Overlay | | Regional Swap | | | | | |
| 54529 | BRF-169()--38-08 | FHWA Approved | Total | | | | \$823,000 | \$823,000 |
| Iowa Department of Transportation | US 169: US 30 Interchange | | Federal Aid | | | | \$658,400 | \$658,400 |
| | Bridge Deck Overlay | | Regional Swap | | | | | |
| 54530 | STP-117()--2C-50 | FHWA Approved | Total | | | | \$548,000 | \$548,000 |
| Iowa Department of Transportation | IA 117: At the I-80 Interchange | | Federal Aid | | | | \$438,400 | \$438,400 |
| | Bridge Deck Overlay | | Regional Swap | | | | | |
| 45724 | STP-S-C008()--5E-08 | FHWA Approved | Total | | | | \$2,000,000 | \$2,000,000 |
| Boone County | On P Ave, from 155th St N 2.5 miles to 130th St | | Federal Aid | | | | \$1,600,000 | \$1,600,000 |
| | Pavement Rehab | | Regional Swap | | | | \$1,600,000 | \$1,600,000 |

| Project ID | Project Number | Approval Level | | 2024 | 2025 | 2026 | 2027 | Totals |
|------------|----------------|----------------|--|------|------|------|------|--------|
| Sponsor | Location | Letting Date | | | | | | |
| STIP ID | Work Codes | | | | | | | |

STBG

| | | | | | | | | |
|---------------|--|---------------|----------------------|--|--|--|--------------------|--------------------|
| 51032 | STP-S-C091(141)--5E-91 | FHWA Approved | Total | | | | \$3,200,000 | \$3,200,000 |
| Warren County | On G16, from STATE HIGHWAY 65/69 TO CARLISLE CITY LIMITS | 11/17/2026 | Federal Aid | | | | \$2,560,000 | \$2,560,000 |
| | HMA Resurfacing | | Regional Swap | | | | \$2,560,000 | \$2,560,000 |

PA Note: \$200,000 of STBG funding from the Des Moines Area MPO, the rest of the STBG funding comes from RPA-11

SWAP-HSIP

| | | | | | | | | |
|---------------|--|---------------|----------------------|--------------------|--|--|--|--------------------|
| 8948 | HSIP-SWAP-C025(126)--FJ-25 | FHWA Approved | Total | \$2,000,000 | | | | \$2,000,000 |
| Dallas County | On P-46, from Highway 141 N 2.0 miles to Greene Co., Dallas Township | 1/17/2024 | Federal Aid | | | | | |
| | Pavement Rehab/Widen | | Regional Swap | \$240,000 | | | | \$240,000 |
| | | | | \$676,000 | | | | \$676,000 |
| 53157 | HSIP-SWAP-C063(148)--FJ-63 | FHWA Approved | Total | \$400,000 | | | | \$400,000 |
| Marion County | On G 28, from Hwy 14 to T15 | 2/20/2024 | Federal Aid | | | | | |
| | | | Regional Swap | \$400,000 | | | | \$400,000 |

SWAP-STBG

| | | | | | | | | |
|------------|---|---------------|----------------------|--------------------|--------------------|--|--|--------------------|
| 52749 | STBG-SWAP-4040(613)--SG-63 | FHWA Approved | Total | \$1,512,000 | | | | \$1,512,000 |
| Knoxville | In the city of Knoxville, On Main St from 3rd St to 5th St on Robinson St from S 3rd St to S 7th St | 1/17/2024 | Federal Aid | | | | | |
| | Unknown Pavement - Grade and Replace | | Regional Swap | \$869,000 | | | | \$869,000 |
| | | | | \$869,000 | | | | \$869,000 |
| 39163 | STBG-SWAP-5970(619)--SG-25 | FHWA Approved | Total | \$950,000 | | | | \$950,000 |
| Perry | In the city of Perry, Willis Avenue Overlay from 3rd to 16th Street | 2/20/2024 | Federal Aid | | | | | |
| | Pavement Rehab | | Regional Swap | \$950,000 | | | | \$950,000 |
| | | | | \$950,000 | | | | \$950,000 |
| 54743 | STBG-SWAP-7430)--SG-85 | FHWA Approved | Total | \$778,907 | | | | \$778,907 |
| Story City | In the city of Story City, On Broad Street from Park Avenue Garfield Avenue | | Federal Aid | | | | | |
| | PCC Pavement - Grade and Replace | | Regional Swap | \$264,880 | | | | \$264,880 |
| | | | | \$264,880 | | | | \$264,880 |
| 36930 | STBG-SWAP-5947)--SG-63 | FHWA Approved | Total | | \$1,850,000 | | | \$1,850,000 |
| Pella | In the city of Pella, Oskaloosa St, from SE 16 to 240 St (Eagle Lane) including the intersection approx. 300 ft | | Federal Aid | | | | | |
| | Pavement Rehab | | Regional Swap | | \$1,850,000 | | | \$1,850,000 |
| | | | | | \$1,850,000 | | | \$1,850,000 |

| Project ID | Project Number | Approval Level | | 2024 | 2025 | 2026 | 2027 | Totals |
|------------|----------------|----------------|--|------|------|------|------|--------|
| Sponsor | Location | Letting Date | | | | | | |
| STIP ID | Work Codes | | | | | | | |

TAP

| | | | | | | | | |
|----------------------------------|--|---------------|--------------------|------------------|--|------------------|--|------------------|
| 39406 | TAP-R-5087(601)--8T-91 | FHWA Approved | Total | \$370,000 | | | | \$370,000 |
| Milo | In the city of Milo, Multi-use Path Project - From | 11/21/2023 | Federal Aid | \$230,000 | | | | \$230,000 |
| 24082 | Southeast Warren Elementary School to Centennial Park | | Regional | \$230,000 | | | | \$230,000 |
| | Ped/Bike Grade & Pave | | Swap | | | | | |
| 45468 | TAP-R-6125()--8T-63 | FHWA Approved | Total | \$320,000 | | | | \$320,000 |
| Pleasantville | In the City of Pleasantville, Highway 5 Trail Project | | Federal Aid | \$150,000 | | | | \$150,000 |
| 24044 | Ped/Bike Grade & Pave | | Regional | \$150,000 | | | | \$150,000 |
| | | | Swap | | | | | |
| 39399 | TAP-R-C025(117)--8T-25 | FHWA Approved | Total | \$462,500 | | | | \$462,500 |
| Dallas County Conservation Board | RRVT Bridge Improvements Phase 3 - Bridge D | 2/20/2024 | Federal Aid | \$250,000 | | | | \$250,000 |
| 24088 | Ped/Bike Structures | | Regional | \$250,000 | | | | \$250,000 |
| | | | Swap | | | | | |
| 48677 | TAP-R-C085(171)--8T-85 | FHWA Approved | Total | \$674,000 | | | | \$674,000 |
| Story County Conservation Board | HOINT: From the South Skunk River Scenic Bridge to County Road 610th Aveue | 12/19/2023 | Federal Aid | \$250,000 | | | | \$250,000 |
| 24119 | Ped/Bike Grade & Pave | | Regional | \$250,000 | | | | \$250,000 |
| | | | Swap | | | | | |
| 52767 | TAP-R-C085(177)--8T-85 | FHWA Approved | Total | \$514,000 | | | | \$514,000 |
| Story County Conservation Board | HOINT: From 610th Ave to 620th Ave | 12/19/2023 | Federal Aid | \$200,000 | | | | \$200,000 |
| 24075 | Ped/Bike Grade & Pave | | Regional | \$200,000 | | | | \$200,000 |
| | | | Swap | | | | | |
| 52758 | TAP-U-0035()--8I-25 | FHWA Approved | Total | | | \$995,000 | | \$995,000 |
| Adel | In the city of Adel, Island Park to Kinnick Feller Park and Evans Park to RRVT | | Federal Aid | | | \$250,000 | | \$250,000 |
| | Ped/Bike Grade & Pave | | Regional | | | \$250,000 | | \$250,000 |
| | | | Swap | | | | | |

| Project ID | Project Number | Approval Level | | 2024 | 2025 | 2026 | 2027 | Totals |
|------------|----------------|----------------|--|------|------|------|------|--------|
| Sponsor | Location | Letting Date | | | | | | |
| STIP ID | Work Codes | | | | | | | |

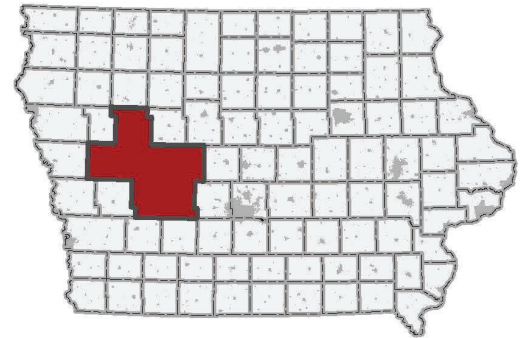
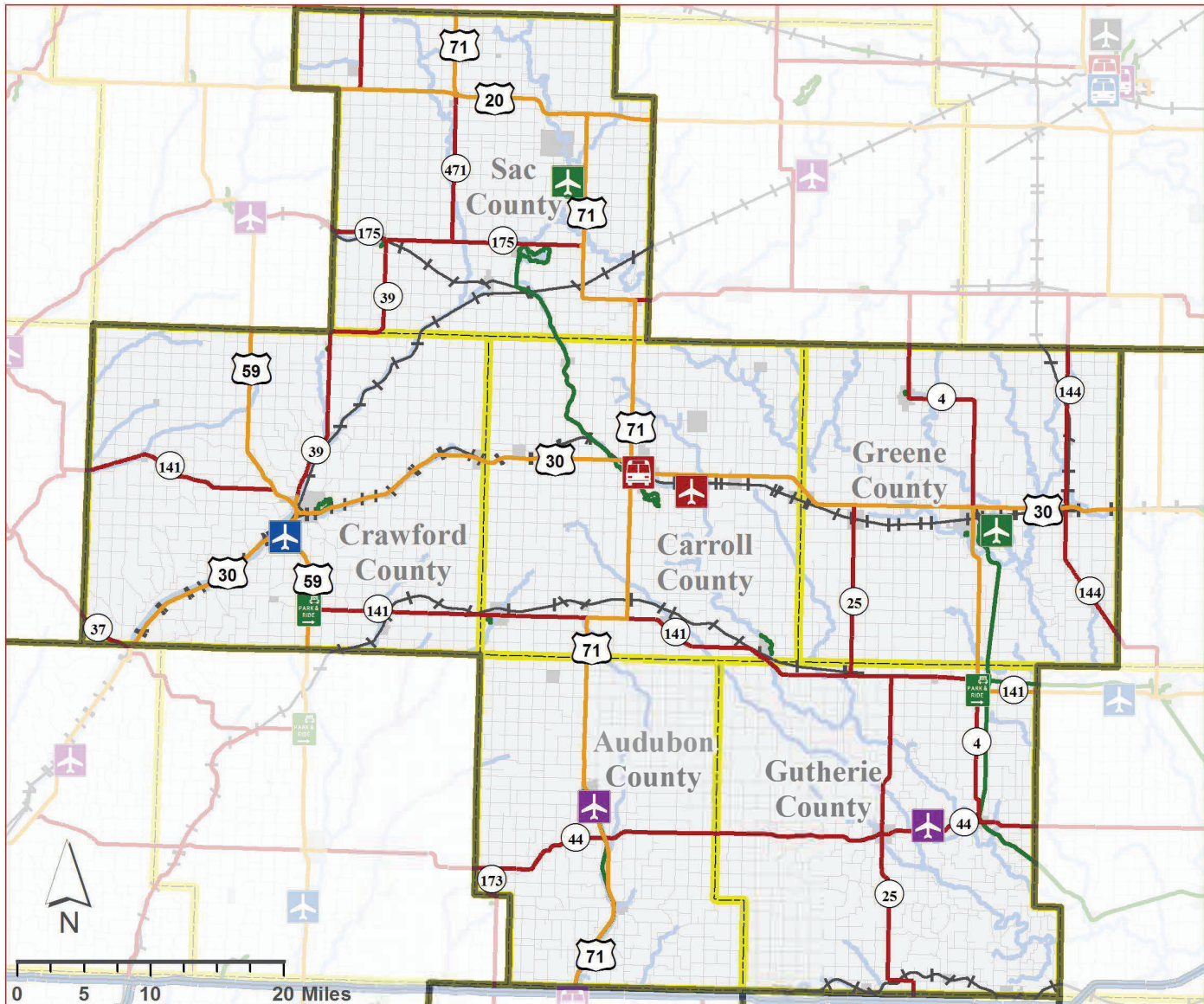
TAP

| | | | | | | | | |
|--------------------------------|---|---------------|----------------------|--|--|------------------|--|------------------|
| 52762 | TAP-U-6675()--8I-77 | FHWA Approved | Total | | | \$167,700 | | \$167,700 |
| Runnells | In the city of Runnells, Brown Street Crosswalk from W Maple to E Maple | | Federal Aid | | | \$117,700 | | \$117,700 |
| | Ped/Bike Miscellaneous | | Regional Swap | | | \$117,700 | | \$117,700 |
| 52761 | TAP-U-C077()--8I-77 | FHWA Approved | Total | | | \$600,000 | | \$600,000 |
| Polk County Conservation Board | Chichaqua Valley Trail - Skunk River Bridge Repair | | Federal Aid | | | \$250,000 | | \$250,000 |
| | Ped/Bike Structures | | Regional Swap | | | \$250,000 | | \$250,000 |

RPA 12 - Region XII Council of Governments

1009 East Anthony Street, P.O. Box 768, Carroll, IA 51401

Phone: 712-792-9914, Fax: 712-792-1751, www.region12cog.org



- | | |
|-----------------|-------------------------|
| Airports | Interstate |
| Commercial | National Highway System |
| Enhanced | Primary Roads |
| General Service | Local Roads |
| Basic Service | Ramps |
| Local Service | Trails |
| Transit | Railroad |
| Regional | Rivers |
| Large Urban | Major Lakes |
| Small Urban | RPA Planning Area |
| Intercity Bus | Counties |
| Amtrak | City Limits |
| Park & Ride | Urban Area |

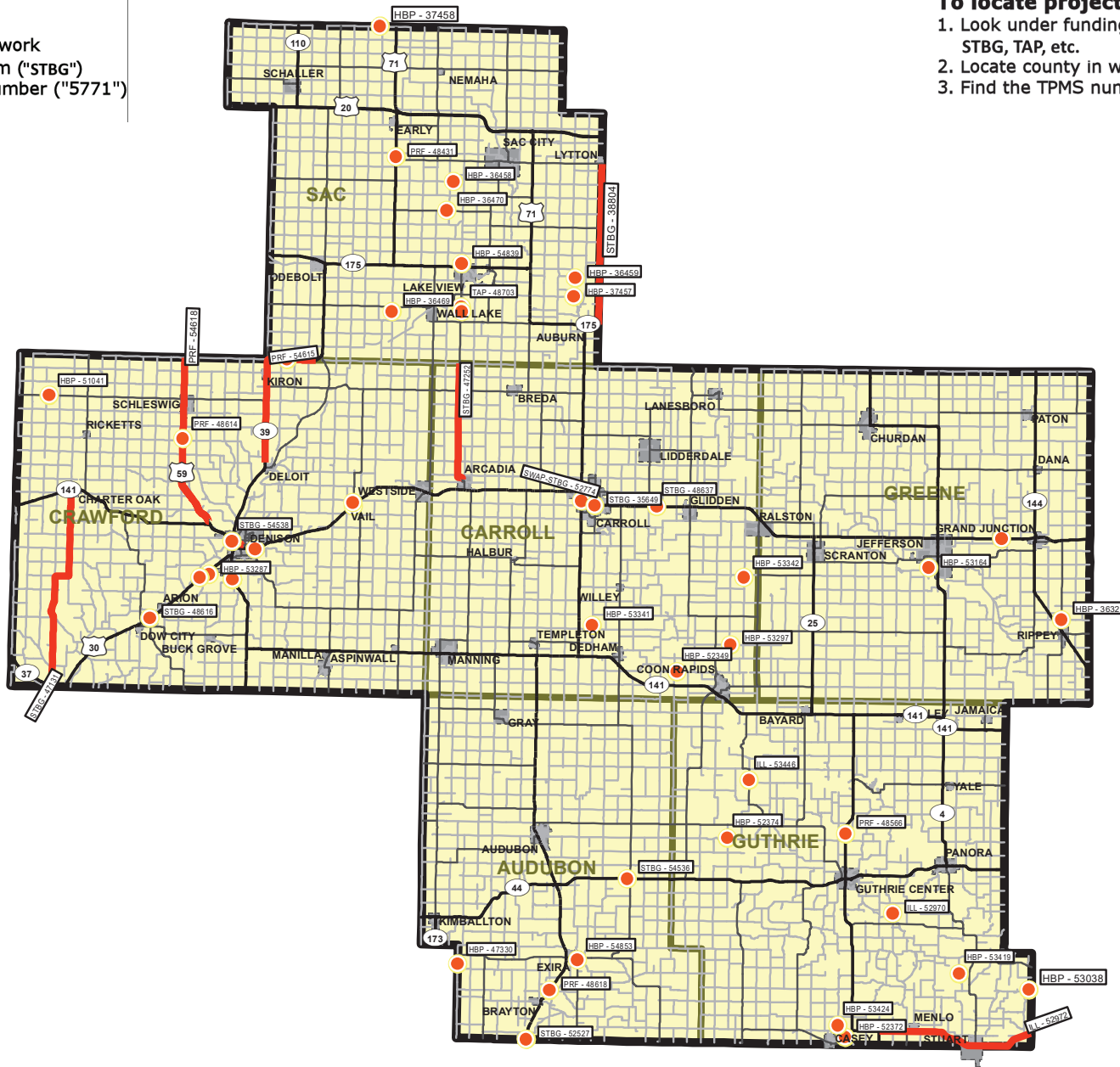
2024 Transportation Improvement Program

Map key:

- / — Road or Bridge work
- STBG-5771 Funding program ("STBG") and TPMS ID number ("5771")

To locate project in print listing:

1. Look under funding program - i.e STBG, TAP, etc.
2. Locate county in which project sits
3. Find the TPMS number - e.g. "10238"



RPA 12

| Project ID | Project Number | Approval Level | | 2024 | 2025 | 2026 | 2027 | Totals |
|------------|----------------|----------------|--|------|------|------|------|--------|
| Sponsor | Location | Letting Date | | | | | | |
| STIP ID | Work Codes | | | | | | | |

Grant Application

| | | | | | | | | |
|-----------------|--|---------------|--------------------|--|--------------------|--|--|--------------------|
| 52914 | DGA-1920()--XT-24 | FHWA Approved | Total | | \$3,100,000 | | | \$3,100,000 |
| Crawford County | In the city of Denison, On DONNA REED DR, Over UPRR, S12 T83 R39 | | Federal Aid | | | | | |
| | Bridge Replacement-PPCB | | Regional | | | | | |
| | | | Swap | | | | | |
| | | | Grant App | | \$2,480,000 | | | \$2,480,000 |

HBP

| | | | | | | | | |
|----------------|---|---------------|--------------------|--------------------|--|--|--|--------------------|
| 53038 | BHOS-C039(99)--5N-39 | FHWA Approved | Total | \$650,000 | | | | \$650,000 |
| Guthrie County | On F 61, Over SOUTH RACCOON RIVER, S12 T78 R30 | 2/20/2024 | Federal Aid | \$650,000 | | | | \$650,000 |
| 24210 | Bridge Rehabilitation | | Regional | | | | | |
| | | | Swap | | | | | |
| 53164 | BROS-3800(602)--5F-37 | FHWA Approved | Total | \$3,400,000 | | | | \$3,400,000 |
| Greene County | In the city of Jefferson, On S GRIMMELL RD, Over RACCOON RIVER, S18 T83 R30 | 6/18/2024 | Federal Aid | \$3,400,000 | | | | \$3,400,000 |
| 24163 | Bridge Replacement | | Regional | | | | | |
| | | | Swap | | | | | |
| 54839 | BROS-4157(605)--5F-81 | FHWA Approved | Total | \$800,000 | | | | \$800,000 |
| Lake View | In the city of Lake View, On High Street Over Drainage, S29 T87 R36 | 10/15/2024 | Federal Aid | \$800,000 | | | | \$800,000 |
| 24471 | Bridge Replacement | | Regional | | | | | |
| | | | Swap | | | | | |
| 54832 | BROS-7927()--8J-24 | FHWA Approved | Total | \$1,500,000 | | | | \$1,500,000 |
| Vail | In the city of Vail, On 5TH AVE, Over Miller CREEK, S30 T84 R37 | | Federal Aid | \$1,500,000 | | | | \$1,500,000 |
| 24470 | Bridge Replacement | | Regional | | | | | |
| | | | Swap | | | | | |
| 52349 | BROS-C014()--8J-14 | FHWA Approved | Total | \$150,000 | | | | \$150,000 |
| Carroll County | On 320TH ST, Over FIELD STREAM, S30 T82 R33 | | Federal Aid | \$150,000 | | | | \$150,000 |
| 24188 | Bridge Replacement - Other | | Regional | | | | | |
| | | | Swap | | | | | |

| Project ID | Project Number | Approval Level | | 2024 | 2025 | 2026 | 2027 | Totals |
|------------|----------------|----------------|--|------|------|------|------|--------|
| Sponsor | Location | Letting Date | | | | | | |
| STIP ID | Work Codes | | | | | | | |

HBP

| | | | | | | | | |
|----------------|--|---------------|----------------------|--------------------|--|--|--|--------------------|
| 53297 | BROS-C014()-8J-14 | FHWA Approved | Total | \$275,000 | | | | \$275,000 |
| Carroll County | On 300TH ST, Over SMALL, S14 T82 R33 | | Federal Aid | \$275,000 | | | | \$275,000 |
| 24189 | Bridge Replacement | | Regional Swap | | | | | |
| 36322 | BROS-C037(84)-8J-37 | FHWA Approved | Total | \$575,000 | | | | \$575,000 |
| Greene County | On 280TH, Over SNAKE CREEK, S3 T82 R29 | 11/21/2023 | Federal Aid | \$575,000 | | | | \$575,000 |
| 24162 | Bridge Replacement | | Regional Swap | | | | | |
| 53419 | BROS-C039(100)-8J-39 | FHWA Approved | Total | \$1,500,000 | | | | \$1,500,000 |
| Guthrie County | On VICTORY TRL, Over BEAVER CREEK, S6 T78 R30 | 3/18/2025 | Federal Aid | \$1,500,000 | | | | \$1,500,000 |
| 24211 | Bridge Replacement | | Regional Swap | | | | | |
| 36458 | BROS-C081(90)-8J-81 | FHWA Approved | Total | \$470,000 | | | | \$470,000 |
| Sac County | On 270TH ST, Over SMALL STREAM, East of Otter Ave, NW S32 T88 R36 | 11/21/2023 | Federal Aid | \$470,000 | | | | \$470,000 |
| 24408 | RCB Culvert New - Twin Box | | Regional Swap | | | | | |
| 37458 | BROS-C081(94)-8J-81 | FHWA Approved | Total | \$400,000 | | | | \$400,000 |
| Sac County | On 160th St., Over Boyer Creek, East of Ira Ave., on the Sac / BV Co. Line, S2 T89N R37W | 1/17/2024 | Federal Aid | \$400,000 | | | | \$400,000 |
| 24406 | RCB Culvert New - Single Box | | Regional Swap | | | | | |
| 36469 | BROS-C081(95)-5F-81 | FHWA Approved | Total | \$700,000 | | | | \$700,000 |
| Sac County | On M55 (Karr Ave), Over UNNAMED CREEK, South of D59 (360th St.), NW S15 T86 R37 | 4/16/2024 | Federal Aid | \$700,000 | | | | \$700,000 |
| 24407 | RCB Culvert New - Twin Box | | Regional Swap | | | | | |
| 54853 | BRS-2452(601)-60-05 | FHWA Approved | Total | \$1,000,000 | | | | \$1,000,000 |
| Exira | In the city of Exira, On EDGERTON ST, Over DRAINAGE, S4 T78 R35 | 9/17/2024 | Federal Aid | \$1,000,000 | | | | \$1,000,000 |
| 24472 | Bridge Replacement | | Regional Swap | | | | | |

| Project ID | Project Number | Approval Level | | 2024 | 2025 | 2026 | 2027 | Totals |
|------------|----------------|----------------|--|------|------|------|------|--------|
| Sponsor | Location | Letting Date | | | | | | |
| STIP ID | Work Codes | | | | | | | |

HBP

| | | | | | | | | |
|-----------------|---|---------------|----------------------|--------------------|------------------|--------------------|--|--------------------|
| 51041 | BRS-C024(131)--60-24 | FHWA Approved | Total | \$985,000 | | | | \$985,000 |
| Crawford County | On E 16, Over SMALL STREAM, S21 T85 R41 | 1/17/2024 | Federal Aid | \$660,000 | | | | \$660,000 |
| 24178 | Bridge Replacement - Other | | Regional Swap | \$165,000 | | | | \$165,000 |
| 44846 | BRS-C024(132)--60-24 | FHWA Approved | Total | \$1,400,000 | | | | \$1,400,000 |
| Crawford County | On Co Rd M55 over the East Boyer River, near the center of Section 30 Westside Twp. | 10/15/2024 | Federal Aid | \$1,120,000 | | | | \$1,120,000 |
| 24177 | Bridge New-PPCB | | Regional Swap | \$280,000 | | | | \$280,000 |
| 52372 | BRS-C039()--60-39 | FHWA Approved | Total | \$1,800,000 | | | | \$1,800,000 |
| Guthrie County | On F 65, Over MIDDLE RIVER, S35 T78 R32 | | Federal Aid | \$1,440,000 | | | | \$1,440,000 |
| 24209 | Bridge Replacement | | Regional Swap | \$360,000 | | | | \$360,000 |
| 36470 | BRS-C081(93)--60-81 | FHWA Approved | Total | | \$700,000 | | | \$700,000 |
| Sac County | On 290th St, Over DD #71, East of Needham Ave., NE S7 T87 R36 | 12/17/2024 | Federal Aid | | \$560,000 | | | \$560,000 |
| | Bridge Replacement-CCS | | Regional Swap | | | | | |
| 53341 | BROS-C014()--8J-14 | FHWA Approved | Total | | | \$1,000,000 | | \$1,000,000 |
| Carroll County | On MAHOGANY AVE, Over BRUSHY FORK CREEK, S6 T82 R34 | | Federal Aid | | | \$1,000,000 | | \$1,000,000 |
| | Bridge Replacement | | Regional Swap | | | | | |
| 52374 | BROS-C039()--5F-39 | FHWA Approved | Total | | | \$975,000 | | \$975,000 |
| Guthrie County | On N 54, Over FROST CREEK, S23 T80 R33 | | Federal Aid | | | \$975,000 | | \$975,000 |
| | Bridge Replacement | | Regional Swap | | | | | |
| 53424 | BROS-C039()--8J-39 | FHWA Approved | Total | | | \$1,000,000 | | \$1,000,000 |
| Guthrie County | On MAPLE AVE, Over MIDDLE RIVER, S27 T78 R32 | | Federal Aid | | | \$1,000,000 | | \$1,000,000 |
| | Bridge Replacement | | Regional Swap | | | | | |

| Project ID | Project Number | Approval Level | | 2024 | 2025 | 2026 | 2027 | Totals |
|------------|----------------|----------------|--|------|------|------|------|--------|
| Sponsor | Location | Letting Date | | | | | | |
| STIP ID | Work Codes | | | | | | | |

HBP

| | | | | | | | | |
|-----------------|--|---------------|----------------------|--|--|--------------------|--------------------|--------------------|
| 36459 | BROS-C081(78)--5F-81 | FHWA Approved | Total | | | \$1,500,000 | | \$1,500,000 |
| Sac County | On XAVIER AVE, Over RACCOON RIVER, South of 335th St. S35 T87 R35 | 11/18/2025 | Federal Aid | | | \$1,500,000 | | \$1,500,000 |
| | Bridge New-PPCB | | Regional Swap | | | | | |
| 47330 | BROS-C005()--8J-05 | FHWA Approved | Total | | | | \$600,000 | \$600,000 |
| Audubon County | On ZINNIA RD, Over ELKHORN CREEK, S6 T78 R36 | | Federal Aid | | | | \$600,000 | \$600,000 |
| | Bridge Replacement | | Regional Swap | | | | | |
| 53342 | BROS-C014()--8J-14 | FHWA Approved | Total | | | | \$500,000 | \$500,000 |
| Carroll County | On ZEPHYR AVE, Over WILLOW CREEK, S23 T83 R33 | | Federal Aid | | | | \$500,000 | \$500,000 |
| | Bridge Replacement | | Regional Swap | | | | | |
| 53287 | BROS-C024()--5F-24 | FHWA Approved | Total | | | | \$750,000 | \$750,000 |
| Crawford County | On M 24, Over COON CREEK, from Approx 3/8 mile south of the intersection with US Hwy 30 SW 0.2 miles S21 T83 R39 | | Federal Aid | | | | \$750,000 | \$750,000 |
| | Bridge Replacement - Other | | Regional Swap | | | | | |
| 37457 | BROS-C081(77)--5F-81 | FHWA Approved | Total | | | | \$1,500,000 | \$1,500,000 |
| Sac County | On D 54, Over RACCOON RIVER, S11 T86 R35 | 11/16/2027 | Federal Aid | | | | \$1,500,000 | \$1,500,000 |
| | Bridge New-PPCB | | Regional Swap | | | | | |

ILL

| | | | | | | | | |
|--|---|---------------|----------------------|--|---------------------|--------------------|--|---------------------|
| 52972 | ILL-C039()--92-39 | FHWA Approved | Total | | \$15,000,000 | | | \$15,000,000 |
| Guthrie County | On F65, from Hwy 25 E 12 miles to Dallas County | | Federal Aid | | | | | |
| | Pavement Rehab/Widen | | Regional Swap | | | | | |
| PA Note: No regional STBG funds have been approved for this project. | | | | | | | | |
| 52970 | ILL-C039(VA143)--92-39 | FHWA Approved | Total | | | \$3,000,000 | | \$3,000,000 |
| Guthrie County | On QUAIL AVE, Over S RACCOON RIVER, S23 T79 R31 | | Federal Aid | | | | | |
| | Bridge Replacement | | Regional Swap | | | | | |

| Project ID | Project Number | Approval Level | | 2024 | 2025 | 2026 | 2027 | Totals |
|------------|----------------|----------------|--|------|------|------|------|--------|
| Sponsor | Location | Letting Date | | | | | | |
| STIP ID | Work Codes | | | | | | | |

ILL

| | | | | | | | | |
|----------------|---|---------------|----------------------|--|--|--|--------------------|--------------------|
| 53446 | ILL-C039)--92-39 | FHWA Approved | Total | | | | \$2,500,000 | \$2,500,000 |
| Guthrie County | On N 56, Over BRUSHY CREEK, S36 T81 R33 | | Federal Aid | | | | | |
| | Bridge Replacement | | Regional Swap | | | | | |

PRF

| | | | | | | | | |
|-----------------------------------|---|---------------|----------------------|--------------------|------------------|--|--|--------------------|
| 45376 | BRFN-059)--39-24 | FHWA Approved | Total | \$1,721,000 | | | | \$1,721,000 |
| Iowa Department of Transportation | US 59: Coon Creek 2.1 mi S of US 30 | | Federal Aid | | | | | |
| | Culvert Replacement | | Regional Swap | | | | | |
| 54583 | NHNS-059)--2R-24 | FHWA Approved | Total | \$108,000 | | | | \$108,000 |
| Iowa Department of Transportation | US 59: Stream Bank Mitigation Site Not Yet Identified | | Federal Aid | | | | | |
| | Wetland Mitigation | | Regional Swap | | | | | |
| 54618 | NHNS-059)--2R-24 | FHWA Approved | Total | \$1,211,000 | | | | \$1,211,000 |
| Iowa Department of Transportation | US 59: N Jct IA 141 to the Ida Co Line | | Federal Aid | | | | | |
| | Pavement Rehab | | Regional Swap | | | | | |
| 54615 | STPN-039)--2J-24 | FHWA Approved | Total | \$7,926,000 | | | | \$7,926,000 |
| Iowa Department of Transportation | IA 39: Deloit to SCL of Odebolt | | Federal Aid | | | | | |
| | Pavement Rehab | | Regional Swap | | | | | |
| 48431 | STPN-471)--2J-81 | FHWA Approved | Total | \$5,000 | \$196,000 | | | \$201,000 |
| Iowa Department of Transportation | IA 471: Ditch 0.2 mi N of Co Rd D36 | | Federal Aid | | | | | |
| | Culvert Repair, Right of Way | | Regional Swap | | | | | |
| 48566 | BRFN-025)--39-39 | FHWA Approved | Total | | \$781,000 | | | \$781,000 |
| Iowa Department of Transportation | IA 25: Brushy Creek 3.2 mi N of IA 44 | | Federal Aid | | | | | |
| | Bridge Deck Overlay | | Regional Swap | | | | | |

| Project ID | Project Number | Approval Level | | 2024 | 2025 | 2026 | 2027 | Totals |
|------------|----------------|----------------|--|------|------|------|------|--------|
| Sponsor | Location | Letting Date | | | | | | |
| STIP ID | Work Codes | | | | | | | |

PRF

| | | | | | | | | |
|-----------------------------------|---|---------------|----------------------|--|--------------------|--|--|--------------------|
| 48614 | NHSN-059())--2R-24 | FHWA Approved | Total | | \$948,000 | | | \$948,000 |
| Iowa Department of Transportation | US 59: East Soldier River 2.9 mi S of Co Rd E16 | | Federal Aid | | | | | |
| | Culvert Replacement, Right of Way | | Regional Swap | | | | | |
| 48618 | NHSN-071())--2R-05 | FHWA Approved | Total | | \$1,832,000 | | | \$1,832,000 |
| Iowa Department of Transportation | US 71: Stream 1.1 mi N of Co Rd F65 | | Federal Aid | | | | | |
| | Bridge Replacement, Right of Way | | Regional Swap | | | | | |

STBG

| | | | | | | | | |
|------------|--|---------------|----------------------|---------------------|------------------|------------------|------------------|---------------------|
| 35649 | RGPL-PA12())--ST-14 | FHWA Approved | Total | \$100,000 | \$100,000 | \$100,000 | \$100,000 | \$400,000 |
| RPA 12 | Regional Transportation Planning | | Federal Aid | \$80,000 | \$80,000 | \$80,000 | \$80,000 | \$320,000 |
| 24017 | Trans Planning | | Regional Swap | \$80,000 | \$80,000 | \$80,000 | \$80,000 | \$320,000 |
| 38804 | STP-S-C081(84)--5E-81 | FHWA Approved | Total | \$14,000,000 | | | | \$14,000,000 |
| Sac County | On N28, from IA 175 N 11.6 miles to Lytton-D36 | 10/15/2024 | Federal Aid | \$2,000,000 | | | | \$2,000,000 |
| 24405 | PCC Pavement - Grade and Replace | | Regional Swap | \$2,000,000 | | | | \$2,000,000 |

PA Note: Project also includes \$2m STBG from RPA 5 as programmed in 39045.

| | | | | | | | | |
|-----------------------------------|--|---------------|----------------------|--|--------------------|----------------|--------------------|--------------------|
| 48637 | BRF-030())--38-14 | FHWA Approved | Total | | \$2,066,000 | | | \$2,066,000 |
| Iowa Department of Transportation | US 30: Storm Creek 2.5 mi W of Co Rd N41 | | Federal Aid | | \$1,652,800 | | | \$1,652,800 |
| | Bridge Replacement, Right of Way | | Regional Swap | | | | | |
| 48616 | BRF-030())--38-24 | FHWA Approved | Total | | \$1,404,000 | | | \$1,404,000 |
| Iowa Department of Transportation | US 30: Boyer River 0.8 mi E of Co Rd M14 | | Federal Aid | | \$1,123,200 | | | \$1,123,200 |
| | Bridge Rehabilitation, Right of Way | | Regional Swap | | | | | |
| 52516 | BRF-030())--38-37 | FHWA Approved | Total | | | \$5,000 | \$3,054,000 | \$3,059,000 |
| Iowa Department of Transportation | US 30: Buttrick Creek 2.8 mi W of IA 144 | | Federal Aid | | | \$4,000 | \$2,443,200 | \$2,447,200 |
| | Bridge New, Right of Way | | Regional Swap | | | | | |

| Project ID | Project Number | Approval Level | | 2024 | 2025 | 2026 | 2027 | Totals |
|------------|----------------|----------------|--|------|------|------|------|--------|
| Sponsor | Location | Letting Date | | | | | | |
| STIP ID | Work Codes | | | | | | | |

STBG

| | | | | | | | | |
|-----------------------------------|--|---------------|----------------------|--|--|--------------------|--------------------|--------------------|
| 52518 | BRF-039)--38-24 | FHWA Approved | Total | | | \$1,815,000 | | \$1,815,000 |
| Iowa Department of Transportation | IA 39: East Otter Creek 0.4 mi E of Co Rd M35 | | Federal Aid | | | \$1,452,000 | | \$1,452,000 |
| | Bridge New, Right of Way | | Regional Swap | | | | | |
| 52527 | BRF-071)--38-05 | FHWA Approved | Total | | | \$738,000 | | \$738,000 |
| Iowa Department of Transportation | US 71: Stream 0.6 mi N of I-80 | | Federal Aid | | | \$590,400 | | \$590,400 |
| | Bridge New, Right of Way | | Regional Swap | | | | | |
| 47131 | STP-S-TSF-C024)--5P-24 | FHWA Approved | Total | | | \$6,250,000 | | \$6,250,000 |
| Crawford County | On L51, from South Corp limits of Charter Oak S 15 miles to Intersection with Hwy 37 | | Federal Aid | | | \$1,750,000 | | \$1,750,000 |
| | HMA Pavement Widening/HMA Resurfacing | | Regional Swap | | | \$1,750,000 | | \$1,750,000 |
| 52517 | BRF-030)--38-24 | FHWA Approved | Total | | | | \$6,409,000 | \$6,409,000 |
| Iowa Department of Transportation | US 30: Boyer River 2.7 mi W of US 59 | | Federal Aid | | | | \$5,127,200 | \$5,127,200 |
| | Bridge New, Right of Way | | Regional Swap | | | | | |
| 54536 | BRF-044)--38-05 | FHWA Approved | Total | | | | \$785,000 | \$785,000 |
| Iowa Department of Transportation | IA 44: David's Creek 0.2 mi W of Co Rd N36 | | Federal Aid | | | | \$628,000 | \$628,000 |
| | Bridge Deck Overlay | | Regional Swap | | | | | |
| 54538 | BRF-059)--38-24 | FHWA Approved | Total | | | | \$623,000 | \$623,000 |
| Iowa Department of Transportation | US 59: Boyer River 0.1 mi S of IA 39 in Denison (SB) | | Federal Aid | | | | \$498,400 | \$498,400 |
| | Bridge Deck Overlay | | Regional Swap | | | | | |
| 54539 | BRF-071)--38-14 | FHWA Approved | Total | | | | \$1,321,000 | \$1,321,000 |
| Iowa Department of Transportation | US 71: UP RR and Local Streets 0.2 mi S of US 30 in Carroll | | Federal Aid | | | | \$1,056,800 | \$1,056,800 |
| | Bridge Deck Overlay | | Regional Swap | | | | | |

| Project ID | Project Number | Approval Level | | 2024 | 2025 | 2026 | 2027 | Totals |
|------------|----------------|----------------|--|------|------|------|------|--------|
| Sponsor | Location | Letting Date | | | | | | |
| STIP ID | Work Codes | | | | | | | |

STBG

| | | | | | | | | |
|----------------|---|---------------|--------------------|--|--|--|--------------------|--------------------|
| 47252 | STP-S-C014()--5E-14 | FHWA Approved | Total | | | | \$4,000,000 | \$4,000,000 |
| Carroll County | On 160TH ST, Over SMALL STREAM, from Arcadia N approx. 8.7 miles to Sac County Line | | Federal Aid | | | | \$1,500,000 | \$1,500,000 |
| | HMA Resurfacing with Milling | | Regional | | | | \$1,500,000 | \$1,500,000 |
| | | | Swap | | | | | |

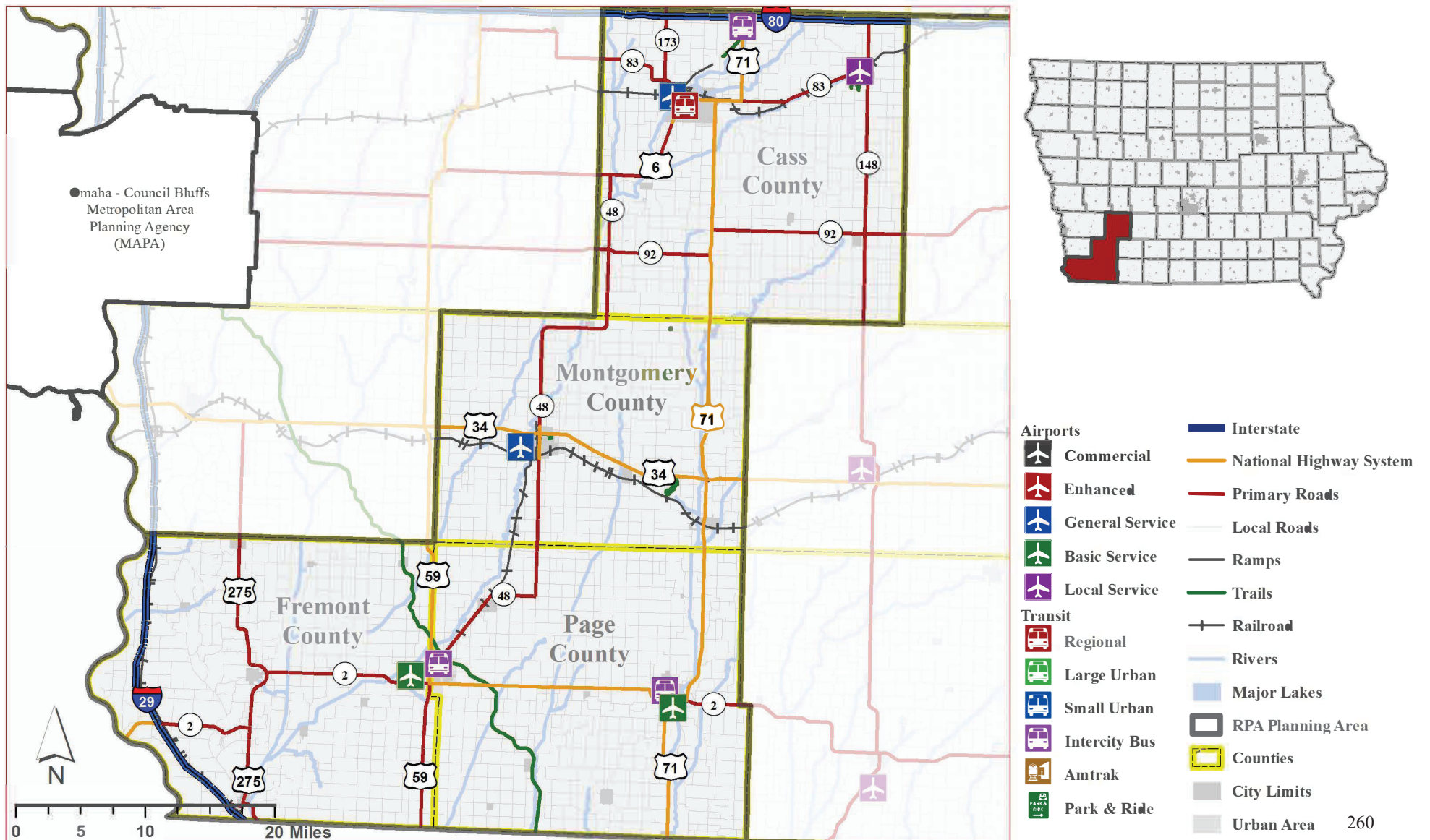
SWAP-STBG

| | | | | | | | | |
|---------|---|---------------|--------------------|--|--|--------------------|------------------|--------------------|
| 52774 | STBG-SWAP-1125()--SG-14 | FHWA Approved | Total | | | \$2,800,000 | | \$2,800,000 |
| Carroll | In the city of Carroll, On 12TH ST, Over LATERAL #77 DD #23 | | Federal Aid | | | | | |
| | | | Regional | | | \$800,000 | | \$800,000 |
| | | | Swap | | | \$800,000 | | \$800,000 |
| 54856 | STBG-SWAP-1920()--SG-24 | FHWA Approved | Total | | | | \$600,000 | \$600,000 |
| Denison | In the city of Denison, On N Main St. and Broadway, 0.4 miles | | Federal Aid | | | | | |
| | | | Regional | | | | \$480,000 | \$480,000 |
| | | | Swap | | | | \$480,000 | \$480,000 |

TAP

| | | | | | | | | |
|-------------------------------|---------------------|---------------|--------------------|------------------|--|--|--|------------------|
| 48703 | TAP-U-C081()--8I-81 | FHWA Approved | Total | \$250,000 | | | | \$250,000 |
| Sac County Conservation Board | On Sauk Rail Trail | | Federal Aid | \$200,000 | | | | \$200,000 |
| 24059 | Ped/Bike Paving | | Regional | \$200,000 | | | | \$200,000 |
| | | | Swap | | | | | |

RPA 13 - Southwest Iowa Planning Council
1501 Southwest 7th Street, Atlantic, IA 50022
Phone: 712-243-4196, Fax: 712-243-3458, www.swipco.org



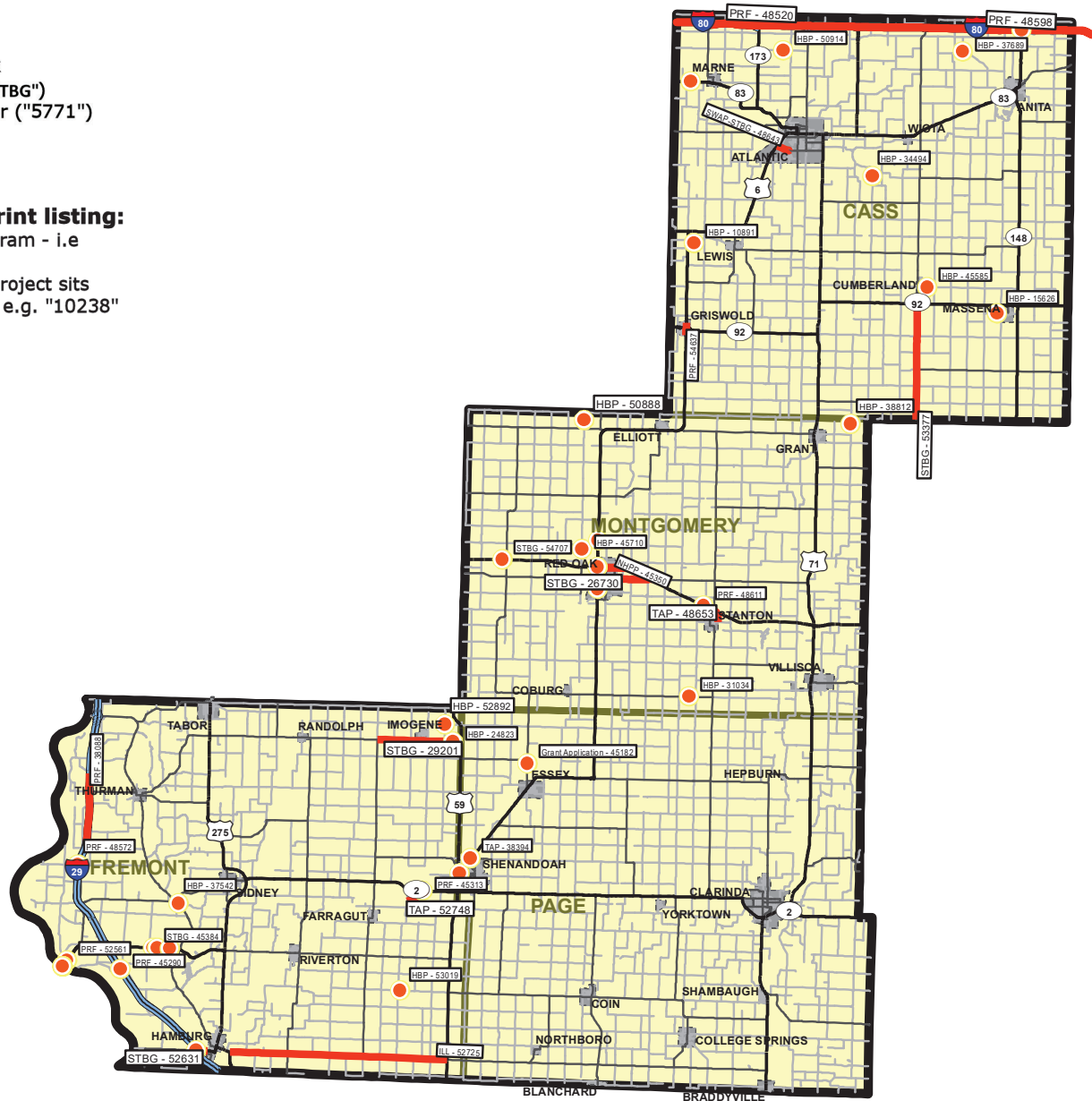
2024 Transportation Improvement Program

Map key:

- / - Road or Bridge work
- STBG-5771 Funding program ("STBG") and TPMS ID number ("5771")

To locate project in print listing:

1. Look under funding program - i.e. STBG, TAP, etc.
2. Locate county in which project sits
3. Find the TPMS number - e.g. "10238"



RPA 13

| Project ID | Project Number | Approval Level | | 2024 | 2025 | 2026 | 2027 | Totals |
|------------|----------------|----------------|--|------|------|------|------|--------|
| Sponsor | Location | Letting Date | | | | | | |
| STIP ID | Work Codes | | | | | | | |

Grant Application

| | | | | | | | | |
|-------------|---|---------------|--------------------|--|--------------------|--|--|--------------------|
| 45182 | DGA-C073(139)--XT-73 | FHWA Approved | Total | | \$3,700,000 | | | \$3,700,000 |
| Page County | On M 41, Over East Nishnabotna River, S23 T70 R39 | 8/20/2024 | Federal Aid | | | | | |
| | Bridge and Approaches-PPCB | | Regional | | | | | |
| | | | Swap | | | | | |
| | | | Grant App | | \$2,960,000 | | | \$2,960,000 |

HBP

| | | | | | | | | |
|-------------------------|--|---------------|--------------------|--------------------|--------------------|--|--|--------------------|
| 52811 | BRM-6965(618)--8N-73 | FHWA Approved | Total | \$1,200,000 | | | | \$1,200,000 |
| Shenandoah 24455 | In the city of Shenandoah, On Southwest Road, Over JOHNSONS RUN, S19 T69 R39 | 11/21/2023 | Federal Aid | \$1,000,000 | | | | \$1,000,000 |
| | Work Not Assigned | | Regional | | | | | |
| | | | Swap | | | | | |
| 34494 | BROS-C015()-5F-15 | FHWA Approved | Total | \$600,000 | | | | \$600,000 |
| Cass County 24208 | On 660th Street over Jim Branch, S19-T76N-R36W | | Federal Aid | \$600,000 | | | | \$600,000 |
| | Bridge Replacement | | Regional | | | | | |
| | | | Swap | | | | | |
| 53019 | BROS-C036()-8J-36 | FHWA Approved | Total | \$990,000 | | | | \$990,000 |
| Fremont County 24160 | On J 52 (270th Street), Over MILL CREEK, S4 T67 R40 | | Federal Aid | \$990,000 | | | | \$990,000 |
| | Bridge Replacement-PPCB | | Regional | | | | | |
| | | | Swap | | | | | |
| 24823 | BRS-C036(92)--60-36 | FHWA Approved | Total | \$1,200,000 | | | | \$1,200,000 |
| Fremont County 24159 | On J18, Over WALNUT CREEK, S13 T70 R40 | 3/19/2024 | Federal Aid | \$960,000 | | | | \$960,000 |
| | Bridge Replacement | | Regional | | | | | |
| | | | Swap | \$240,000 | | | | \$240,000 |
| 10891 | BROS-C015(76)--8J-15 | FHWA Approved | Total | | \$1,000,000 | | | \$1,000,000 |
| Cass County | On Nishna Valley Road, Over Indian Creek, S8-T75N-R37W | 10/15/2024 | Federal Aid | | \$1,000,000 | | | \$1,000,000 |
| | Bridge Replacement | | Regional | | | | | |
| | | | Swap | | | | | |

| Project ID | Project Number | Approval Level | | 2024 | 2025 | 2026 | 2027 | Totals |
|------------|----------------|----------------|--|------|------|------|------|--------|
| Sponsor | Location | Letting Date | | | | | | |
| STIP ID | Work Codes | | | | | | | |

HBP

| | | | | | | | | |
|-------------------|--|---------------|----------------------|--|--------------------|------------------|--|--------------------|
| 50914 | BROS-C015(77)--8J-15 | FHWA Approved | Total | | \$900,000 | | | \$900,000 |
| Cass County | Bridge #440 on Chicago Rd over Buck Creek S18 T-77N R-36W | 11/19/2024 | Federal Aid | | \$900,000 | | | \$900,000 |
| | Bridge Replacement-CCS | | Regional Swap | | | | | |
| 45585 | BROS-C015(Br168)--8J-15 | FHWA Approved | Total | | \$500,000 | | | \$500,000 |
| Cass County | On Quincy Road, Over Hoyt's Branch, east of Cumberland city limits S27-T75N-R35W | | Federal Aid | | \$500,000 | | | \$500,000 |
| | RCB Culvert New - Twin Box | | Regional Swap | | | | | |
| 52892 | BROS-C036((110 ST RCB))--8J-36 | FHWA Approved | Total | | \$1,100,000 | | | \$1,100,000 |
| Fremont County | On 110TH ST and 410TH AVE Intersection, Local Stream, at SE Corner of S2 T70 R40 | | Federal Aid | | \$1,100,000 | | | \$1,100,000 |
| | RCB Culvert Replacement - Single Box | | Regional Swap | | | | | |
| 15626 | BROS-C015)--5F-15 | FHWA Approved | Total | | | \$500,000 | | \$500,000 |
| Cass County | On Rockport Rd, 1/4 mile west of the City of Massena S32-T75N-R34W | | Federal Aid | | | \$500,000 | | \$500,000 |
| | Bridge Replacement | | Regional Swap | | | | | |
| 37689 | BROS-C015)--8J-15 | FHWA Approved | Total | | | \$900,000 | | \$900,000 |
| Cass County | On Crooked Creek Road, Over Troublesome Creek, S12-T77N-R35W | | Federal Aid | | | \$900,000 | | \$900,000 |
| | Bridge Replacement | | Regional Swap | | | | | |
| 45710 | BROS-C069)--8J-69 | FHWA Approved | Total | | | \$750,000 | | \$750,000 |
| Montgomery County | On G AVE, Over LOCAL CREEK in Section 17-72-38 | | Federal Aid | | | \$750,000 | | \$750,000 |
| | Bridge Replacement | | Regional Swap | | | | | |
| 50888 | BROS-C069)--8J-69 | FHWA Approved | Total | | | \$800,000 | | \$800,000 |
| Montgomery County | On G AVE, Over BR WALNUT CREEK in Section 5-73-38 | | Federal Aid | | | \$800,000 | | \$800,000 |
| | RCB Culvert Replacement - Twin Box | | Regional Swap | | | | | |

| Project ID | Project Number | Approval Level | | 2024 | 2025 | 2026 | 2027 | Totals |
|------------|----------------|----------------|--|------|------|------|------|--------|
| Sponsor | Location | Letting Date | | | | | | |
| STIP ID | Work Codes | | | | | | | |

HBP

| | | | | | | | | |
|-------------------|---|---------------|----------------------|--|--|--------------------|--------------------|--------------------|
| 37542 | BRS-C036())--60-36 | FHWA Approved | Total | | | \$1,100,000 | | \$1,100,000 |
| Fremont County | On L44 (Bluff Road), Over COOPER CREEK, in NE S7 T68 R42 | | Federal Aid | | | \$880,000 | | \$880,000 |
| | Grade and Pave, Bridge New | | Regional Swap | | | \$220,000 | | \$220,000 |
| 38812 | BROS-C069(76)--8J-69 | FHWA Approved | Total | | | | \$1,500,000 | \$1,500,000 |
| Montgomery County | On W Avenue, Over Tributary to Nodaway River in Section 1-73-36 | 11/16/2027 | Federal Aid | | | | \$1,500,000 | \$1,500,000 |
| | Bridge Replacement | | Regional Swap | | | | | |
| 31034 | BRS-C069(62)--60-69 | FHWA Approved | Total | | | | \$2,000,000 | \$2,000,000 |
| Montgomery County | On H54, Over Tarkio Creek in Section 32-71-37 | 12/21/2027 | Federal Aid | | | | \$1,600,000 | \$1,600,000 |
| | Bridge Replacement-PPCB | | Regional Swap | | | | \$400,000 | \$400,000 |

ILL

| | | | | | | | | |
|----------------|--|---------------|----------------------|--------------------|---------------------|---------------------|--------------------|---------------------|
| 52725 | ILL-C036())--92-36 | FHWA Approved | Total | \$2,100,000 | \$14,900,000 | \$14,900,000 | \$1,100,000 | \$33,000,000 |
| Fremont County | On J64, from Hwy 275 E 12.9 miles to US 59 | | Federal Aid | | | | | |
| | PCC Pavement - New, PCC Paved Shoulder - New | | Regional Swap | | | | | |

NHPP

| | | | | | | | | |
|-----------------------------------|--|---------------|----------------------|---------------------|--|--------------------|--|---------------------|
| 45350 | NHSX-034())--3H-69 | FHWA Approved | Total | \$12,383,000 | | | | \$12,383,000 |
| Iowa Department of Transportation | US 34: W of IA 48 to Co Rd H34 | | Federal Aid | \$9,906,400 | | | | \$9,906,400 |
| 24321 | Grade and Pave, Traffic Signals, Traffic Signs | | Regional Swap | | | | | |
| 52644 | IMX-029())--02-36 | FHWA Approved | Total | | | \$3,763,000 | | \$3,763,000 |
| Iowa Department of Transportation | I 29: BNSF RR and Main St 0.4 mi N of Missouri | | Federal Aid | | | \$3,386,700 | | \$3,386,700 |
| | Bridge Deck Overlay | | Regional Swap | | | | | |

| Project ID | Project Number | Approval Level | | 2024 | 2025 | 2026 | 2027 | Totals |
|------------|----------------|----------------|--|------|------|------|------|--------|
| Sponsor | Location | Letting Date | | | | | | |
| STIP ID | Work Codes | | | | | | | |

PRF

| | | | | | | | | |
|-----------------------------------|---|---------------|----------------------|--------------------|--------------------|-----------------|-----------------|--------------------|
| 37938 | BRFN-002())--39-36 | FHWA Approved | Total | \$21,000 | \$21,000 | \$21,000 | \$21,000 | \$84,000 |
| Iowa Department of Transportation | IA 2: Missouri River E of Nebraska City (State Share) | | Federal Aid | | | | | |
| | Bridge Cleaning | | Regional Swap | | | | | |
| 45313 | BRFN-002())--39-36 | FHWA Approved | Total | \$658,000 | | | | \$658,000 |
| Iowa Department of Transportation | IA 2: Fisher Creek 2.2 mi W of US 59 | | Federal Aid | | | | | |
| | Bridge Deck Overlay | | Regional Swap | | | | | |
| 38088 | IMN-029())--0E-36 | FHWA Approved | Total | \$1,194,000 | | | | \$1,194,000 |
| Iowa Department of Transportation | I 29: 1.5 mi N of Co Rd L31 to 1.0 mi N of Co Rd J18 (SB) | | Federal Aid | | | | | |
| | Pavement Rehab | | Regional Swap | | | | | |
| 45290 | IMN-029())--0E-36 | FHWA Approved | Total | \$1,595,000 | | | | \$1,595,000 |
| Iowa Department of Transportation | I 29: Abandoned RR 1.6 mi S of IA 2 | | Federal Aid | | | | | |
| | Bridge Deck Overlay | | Regional Swap | | | | | |
| 48598 | IMN-080())--0E-15 | FHWA Approved | Total | \$5,000 | \$1,457,000 | | | \$1,462,000 |
| Iowa Department of Transportation | I 80: IA 148 Interchange | | Federal Aid | | | | | |
| | Bridge Rehabilitation, Right of Way | | Regional Swap | | | | | |
| 45264 | IMN-080())--0E-15 | FHWA Approved | Total | \$1,000,000 | | | | \$1,000,000 |
| Iowa Department of Transportation | I 80: 770th St 1.9 mi E of IA 148 (EB & WB) | | Federal Aid | | | | | |
| | Bridge Rehabilitation | | Regional Swap | | | | | |

| Project ID | Project Number | Approval Level | | 2024 | 2025 | 2026 | 2027 | Totals |
|------------|----------------|----------------|--|------|------|------|------|--------|
| Sponsor | Location | Letting Date | | | | | | |
| STIP ID | Work Codes | | | | | | | |

PRF

| | | | | | | | | |
|-----------------------------------|---|---------------|----------------------|------------------|--------------------|--|--|--------------------|
| 52561 | NHSN-002()--2R-36 | FHWA Approved | Total | \$547,000 | | | | \$547,000 |
| Iowa Department of Transportation | IA 2: Mitigation for the IA 2 Overflow Bridges and Grade Raise Projects | | Federal Aid | | | | | |
| | Wetland Mitigation | | Regional Swap | | | | | |
| 54637 | STPN-048()--2J-15 | FHWA Approved | Total | \$538,000 | | | | \$538,000 |
| Iowa Department of Transportation | IA 48: In the City of Griswold (ADA - District 4) | | Federal Aid | | | | | |
| | Pavement Rehab | | Regional Swap | | | | | |
| 48611 | BRFN-034()--39-69 | FHWA Approved | Total | | \$568,000 | | | \$568,000 |
| Iowa Department of Transportation | US 34: Tarkio River 0.7 mi W of Co Rd M63 | | Federal Aid | | | | | |
| | Bridge Deck Overlay | | Regional Swap | | | | | |
| 48572 | IMN-029()--0E-36 | FHWA Approved | Total | | \$769,000 | | | \$769,000 |
| Iowa Department of Transportation | I 29: 200th St 5.4 mi N of IA 2 | | Federal Aid | | | | | |
| | Bridge Deck Overlay | | Regional Swap | | | | | |
| 48520 | IMN-080()--0E-15 | FHWA Approved | Total | | \$4,994,000 | | | \$4,994,000 |
| Iowa Department of Transportation | I 80: Pottawattamie Co to 0.3 mi W of Co Rd G30 (Var Loc) | | Federal Aid | | | | | |
| | Pavement Rehab | | Regional Swap | | | | | |
| 39188 | IMN-080()--0E-15 | FHWA Approved | Total | | \$1,306,000 | | | \$1,306,000 |
| Iowa Department of Transportation | I 80: 570th St 2.0 mi W of IA 173 (EB/WB) | | Federal Aid | | | | | |
| | Grade and Pave | | Regional Swap | | | | | |

STBG

| | | | | | | | | |
|--------|--|---------------|----------------------|-----------------|-----------------|-----------------|-----------------|-----------------|
| 791 | RGPL-PA13(RTP)--ST-00 | FHWA Approved | Total | \$10,000 | \$10,000 | \$10,000 | \$10,000 | \$40,000 |
| RPA 13 | SW IA 4/SWIPCO: RPA 13 TRANSPORTATION PLANNING | | Federal Aid | \$8,000 | \$8,000 | \$8,000 | \$8,000 | \$32,000 |
| 24038 | Trans Planning | | Regional Swap | \$8,000 | \$8,000 | \$8,000 | \$8,000 | \$32,000 |

| Project ID | Project Number | Approval Level | | 2024 | 2025 | 2026 | 2027 | Totals |
|------------|----------------|----------------|--|------|------|------|------|--------|
| Sponsor | Location | Letting Date | | | | | | |
| STIP ID | Work Codes | | | | | | | |

STBG

| | | | | | | | | |
|-----------------------------------|---|---------------|----------------------|--------------------|--------------------|--------------------|--|--------------------|
| 26730 | STP-S-C069(65)--5E-69 | FHWA Approved | Total | \$1,100,000 | | | | \$1,100,000 |
| Montgomery County | On H 34, from Bridge over Red Oak Creek E | 3/19/2024 | Federal Aid | \$500,000 | | | | \$500,000 |
| 24239 | approximately 2 miles | | Regional Swap | \$500,000 | | | | \$500,000 |
| | HMA Pavement - Replace | | | | | | | |
| 45354 | BRF-002()--38-36 | FHWA Approved | Total | | \$3,085,000 | | | \$3,085,000 |
| Iowa Department of Transportation | IA 2: Ditch 3.1 mi E of I-29 | | Federal Aid | | \$2,468,000 | | | \$2,468,000 |
| | Bridge Replacement | | Regional Swap | | | | | |
| 45384 | BRF-002()--38-36 | FHWA Approved | Total | | \$3,748,000 | | | \$3,748,000 |
| Iowa Department of Transportation | IA 2: Ditch 2.8 mi E of I-29 | | Federal Aid | | \$2,998,400 | | | \$2,998,400 |
| | Bridge Replacement | | Regional Swap | | | | | |
| 48630 | BRF-002()--38-36 | FHWA Approved | Total | | \$3,781,000 | | | \$3,781,000 |
| Iowa Department of Transportation | IA 2: Stream 3.9 mi E of I-29 | | Federal Aid | | \$3,024,800 | | | \$3,024,800 |
| | Bridge Replacement | | Regional Swap | | | | | |
| 29201 | STP-S-C036()--5E-36 | FHWA Approved | Total | | \$2,000,000 | | | \$2,000,000 |
| Fremont County | On J18, from M16 East 4.0 Miles to 410th Ave | | Federal Aid | | \$1,600,000 | | | \$1,600,000 |
| | HMA Pavement - Grade and New, HMA Resurfacing/Cold-in-Place Recycling | | Regional Swap | | \$1,600,000 | | | \$1,600,000 |
| 52528 | BRF-048()--38-69 | FHWA Approved | Total | | | \$1,360,000 | | \$1,360,000 |
| Iowa Department of Transportation | IA 48: Red Oak Creek 1.3 mi S of US 34 in Red Oak | | Federal Aid | | | \$1,088,000 | | \$1,088,000 |
| | Bridge New, Right of Way | | Regional Swap | | | | | |
| 52690 | BRF-083()--38-15 | FHWA Approved | Total | | | \$1,278,000 | | \$1,278,000 |
| Iowa Department of Transportation | IA 83: Indian Creek 1.3 mi W of Co Rd M56 | | Federal Aid | | | \$1,022,400 | | \$1,022,400 |
| | Bridge Rehabilitation | | Regional Swap | | | | | |

| Project ID | Project Number | Approval Level | | 2024 | 2025 | 2026 | 2027 | Totals |
|------------|----------------|----------------|--|------|------|------|------|--------|
| Sponsor | Location | Letting Date | | | | | | |
| STIP ID | Work Codes | | | | | | | |

STBG

| | | | | | | | | |
|-----------------------------------|--|---------------|----------------------|--|--|--------------------|--------------------|--------------------|
| 53377 | STP-S-C015)--5E-15 | FHWA Approved | Total | | | \$1,500,000 | | \$1,500,000 |
| Cass County | On N-28 South of Hwy 92 to the County Line | | Federal Aid | | | \$500,000 | | \$500,000 |
| | HMA Resurfacing with Milling | | Regional Swap | | | \$500,000 | | \$500,000 |
| 54709 | BRF-002)--38-36 | FHWA Approved | Total | | | | \$1,869,000 | \$1,869,000 |
| Iowa Department of Transportation | IA 2: Missouri River Overflow 0.5 mi E of the Missouri River (EB/WB) | | Federal Aid | | | | \$1,495,200 | \$1,495,200 |
| | Bridge Deck Overlay | | Regional Swap | | | | | |
| 54707 | BRF-034)--38-69 | FHWA Approved | Total | | | | \$548,000 | \$548,000 |
| Iowa Department of Transportation | US 34: Crabapple Creek 3.1 mi E of US 59 | | Federal Aid | | | | \$438,400 | \$438,400 |
| | Bridge Deck Overlay | | Regional Swap | | | | | |
| 54708 | BRF-048)--38-69 | FHWA Approved | Total | | | | \$985,000 | \$985,000 |
| Iowa Department of Transportation | IA 48: East Nishnabotna River 1.7 mi N of US 34 | | Federal Aid | | | | \$788,000 | \$788,000 |
| | Bridge Deck Overlay | | Regional Swap | | | | | |
| 54710 | STP-333)--2C-36 | FHWA Approved | Total | | | | \$1,496,000 | \$1,496,000 |
| Iowa Department of Transportation | IA 333: IA 333 over I-29 | | Federal Aid | | | | \$1,196,800 | \$1,196,800 |
| | Bridge Deck Overlay | | Regional Swap | | | | | |

SWAP-STBG

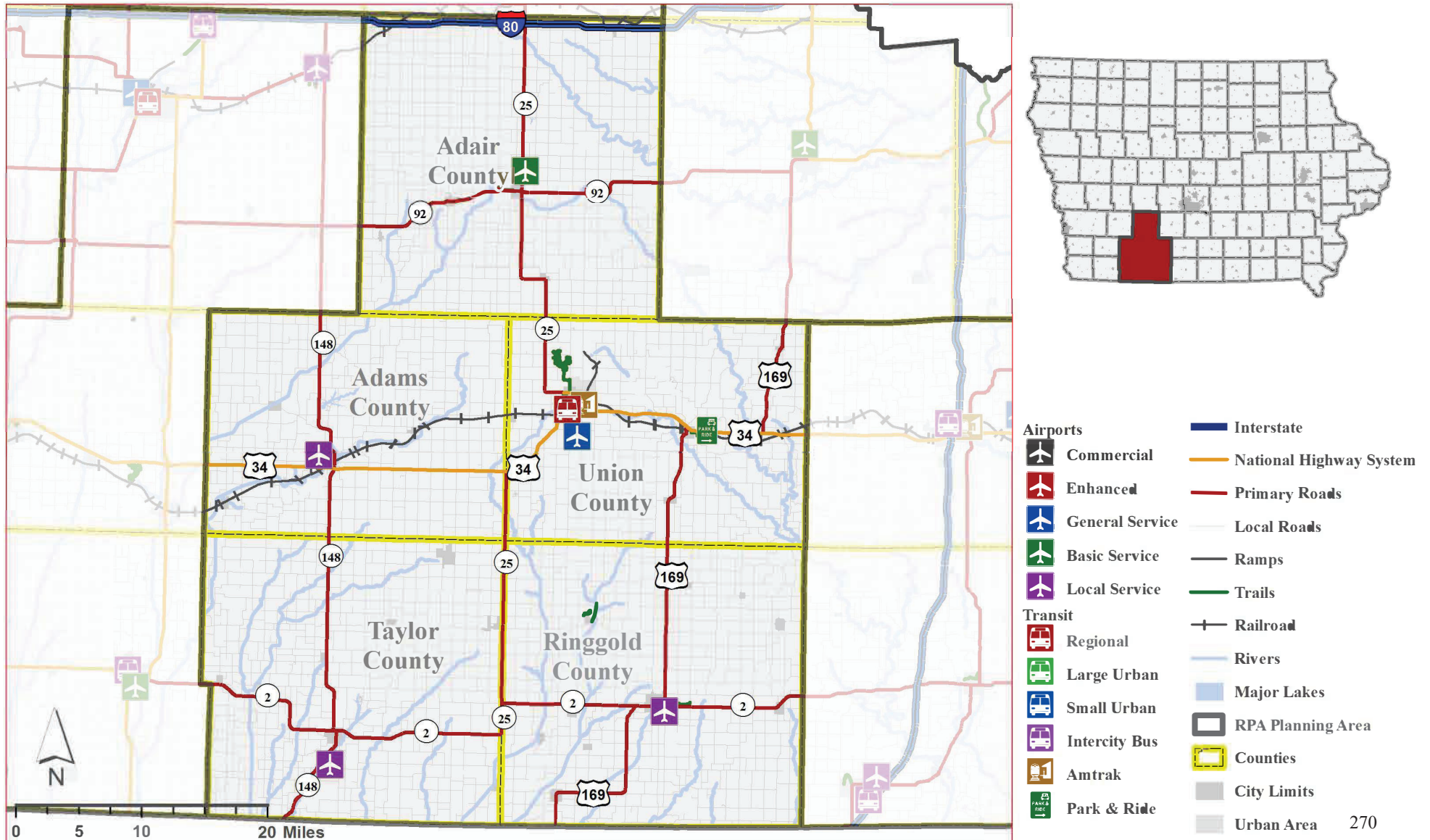
| | | | | | | | | |
|----------|---|---------------|----------------------|--|--|--------------------|--|--------------------|
| 48643 | STBG-SWAP-0285)--SG-15 | FHWA Approved | Total | | | \$1,376,627 | | \$1,376,627 |
| Atlantic | In the city of Atlantic, On West 22nd St. from 7th St. to Palm Street., from West E .77 miles | | Federal Aid | | | | | |
| | | | Regional Swap | | | \$1,068,821 | | \$1,068,821 |
| | | | | | | \$1,068,821 | | \$1,068,821 |

| Project ID | Project Number | Approval Level | | 2024 | 2025 | 2026 | 2027 | Totals |
|------------|----------------|----------------|--|------|------|------|------|--------|
| Sponsor | Location | Letting Date | | | | | | |
| STIP ID | Work Codes | | | | | | | |

TAP

| | | | | | | | | |
|------------|--|---------------|----------------------|------------------|--|--|--|------------------|
| 52748 | TAP-R-2515()-8T-36 | FHWA Approved | Total | \$612,000 | | | | \$612,000 |
| Farragut | In the city of Farragut, On 390TH AVE, Over FISHER CREEK, from 390th Ave NE 1.5 miles to Highway 2 | | Federal Aid | \$125,000 | | | | \$125,000 |
| 24073 | Alternate Paved Sidewalk/Trail Types | | Regional Swap | \$125,000 | | | | \$125,000 |
| 48653 | TAP-R-7262(605)--8T-69 | FHWA Approved | Total | \$244,435 | | | | \$244,435 |
| Stanton | In the city of Stanton, From Prospect Street to old RR corridor to 225th St. | 12/19/2023 | Federal Aid | \$100,000 | | | | \$100,000 |
| 24113 | Ped/Bike Grade & Pave | | Regional Swap | \$100,000 | | | | \$100,000 |
| 38394 | TAP-U-6965(616)--8I-73 | FHWA Approved | Total | \$118,000 | | | | \$118,000 |
| Shenandoah | In the city of Shenandoah, On Ferguson Ave. at Sportsman Park on the Wabash Trace Nature Trail. | 4/16/2024 | Federal Aid | \$88,000 | | | | \$88,000 |
| 24093 | Ped/Bike Structures | | Regional Swap | \$88,000 | | | | \$88,000 |

RPA 14 - ATURA Transportation Planning Affiliation
101-East Montgomery Street, Creston, IA 50801
Phone: 641-782-8491, Fax: 641-782-8492, www.sicog.org



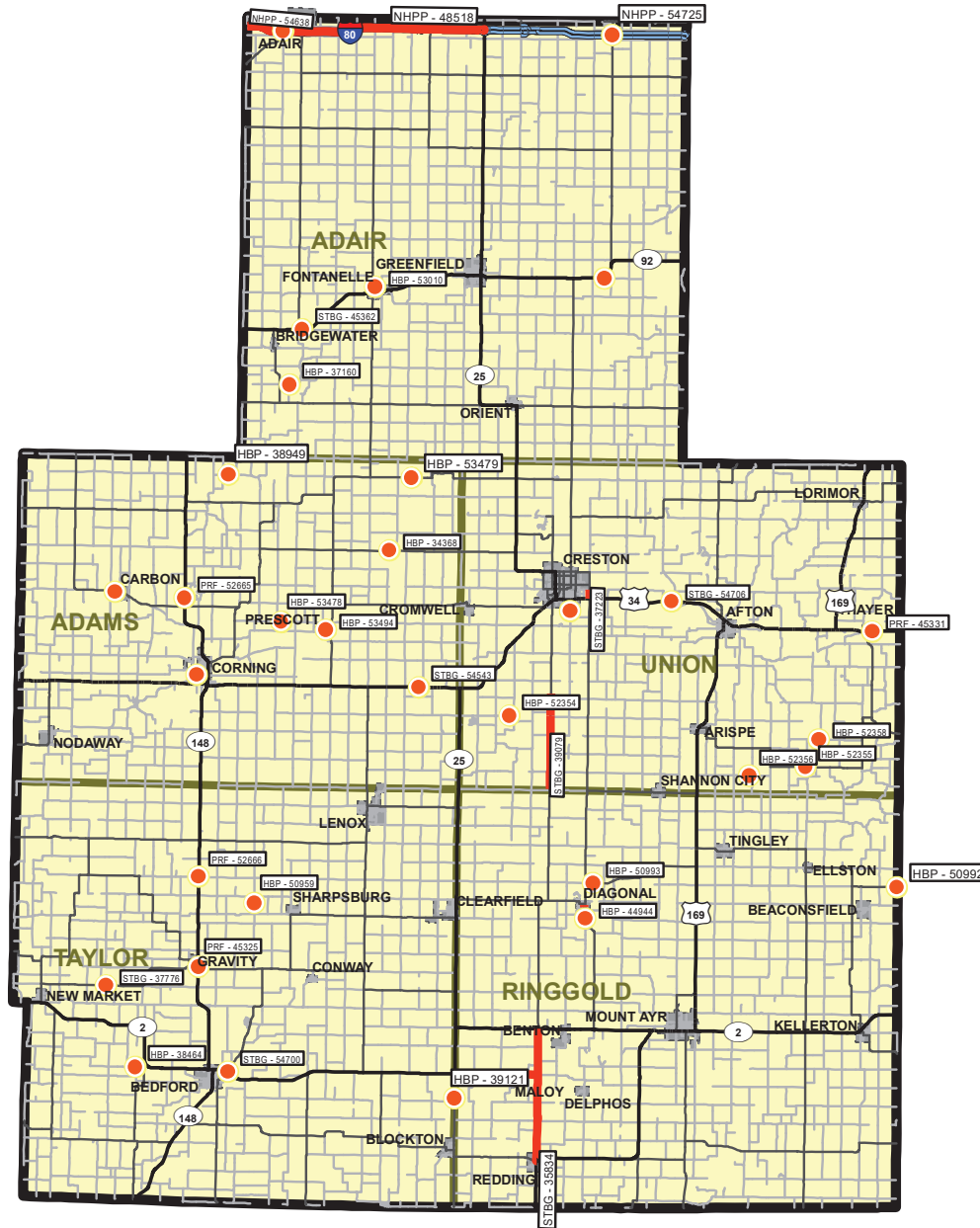
2024 Transportation Improvement Program

Map key:

- / — Road or Bridge work
- [STBG-5771] Funding program ("STBG") and TPMS ID number ("5771")

To locate project in print listing:

1. Look under funding program - i.e STBG, TAP, etc.
2. Locate county in which project sits
3. Find the TPMS number - e.g. "10238"



RPA 14

| Project ID | Project Number | Approval Level | | 2024 | 2025 | 2026 | 2027 | Totals |
|------------|----------------|----------------|--|------|------|------|------|--------|
| Sponsor | Location | Letting Date | | | | | | |
| STIP ID | Work Codes | | | | | | | |

HBP

| | | | | | | | | |
|-----------------|---|---------------|--------------------|--------------------|--|--|--|--------------------|
| 53481 | BROS-1590(605)--8J-02 | FHWA Approved | Total | \$1,000,000 | | | | \$1,000,000 |
| Adams County | In the city of Corning, On 4TH ST, Over STREAM, S3 T71 R34 | | Federal Aid | \$1,000,000 | | | | \$1,000,000 |
| 24285 | Bridge Replacement | | Regional | | | | | |
| | | | Swap | | | | | |
| 53010 | BROS-2647(601)--8J-01 | FHWA Approved | Total | \$1,000,000 | | | | \$1,000,000 |
| Fontanelle | In the city of Fontanelle, On 3rd, Over ABANDON RR, S17 T75 R32 | | Federal Aid | \$1,000,000 | | | | \$1,000,000 |
| 24141 | Work Not Assigned | | Regional | | | | | |
| | | | Swap | | | | | |
| 52354 | BROS-C088(67)--5F-88 | FHWA Approved | Total | \$800,000 | | | | \$800,000 |
| Union County | On H 45, Over MIDDLE PLATTE RIVER, S9 T71 R31 | 4/16/2024 | Federal Aid | \$800,000 | | | | \$800,000 |
| 24242 | Bridge Replacement | | Regional | | | | | |
| | | | Swap | | | | | |
| 34368 | BRS-C002)--60-02 | FHWA Approved | Total | \$1,050,000 | | | | \$1,050,000 |
| Adams County | On 150th St., Over East Nodaway River, S28 T72N R33W | | Federal Aid | \$840,000 | | | | \$840,000 |
| 24284 | Bridge Replacement-PPCB | | Regional | | | | | |
| | | | Swap | \$210,000 | | | | \$210,000 |
| 39121 | BRS-C080(85)--60-80 | FHWA Approved | Total | \$900,000 | | | | \$900,000 |
| Ringgold County | On P14, Over Small Stream, S30 T68 R31 | 2/20/2024 | Federal Aid | \$720,000 | | | | \$720,000 |
| 24244 | RCB Culvert Replacement - Twin Box | | Regional | | | | | |
| | | | Swap | \$180,000 | | | | \$180,000 |
| 52278 | BRS-C087)--60-87 | FHWA Approved | Total | \$225,000 | | | | \$225,000 |
| Taylor County | On P 14, Over SMALL STREAM, S30 T68 R31 | | Federal Aid | \$180,000 | | | | \$180,000 |
| 24410 | RCB Culvert Replacement - Twin Box | | Regional | | | | | |
| | | | Swap | \$45,000 | | | | \$45,000 |
| 52355 | BRS-C088(66)--60-88 | FHWA Approved | Total | \$800,000 | | | | \$800,000 |
| Union County | On 265TH ST, Over SAND CREEK, S30 T71 R28 | 4/16/2024 | Federal Aid | \$640,000 | | | | \$640,000 |
| 24243 | Bridge Replacement | | Regional | | | | | |
| | | | Swap | \$160,000 | | | | \$160,000 |

| Project ID | Project Number | Approval Level | | 2024 | 2025 | 2026 | 2027 | Totals |
|------------|----------------|----------------|--|------|------|------|------|--------|
| Sponsor | Location | Letting Date | | | | | | |
| STIP ID | Work Codes | | | | | | | |

HBP

| | | | | | | | | |
|---------------|--|---------------|----------------------|--|--------------------|--|--|--------------------|
| 53494 | BROS-6232(601)--8J-02 | FHWA Approved | Total | | \$1,000,000 | | | \$1,000,000 |
| Adams County | In the city of Prescott, On 2ND ST, Over DREY'S DITCH, S23 T72 R33 | | Federal Aid | | \$1,000,000 | | | \$1,000,000 |
| | Bridge Replacement | | Regional Swap | | | | | |
| 37160 | BROS-C001()--8J-01 | FHWA Approved | Total | | \$1,500,000 | | | \$1,500,000 |
| Adair County | On 300th St, Over West Fork of Nodaway River, on NLINE S16 T74 R33 | | Federal Aid | | \$1,500,000 | | | \$1,500,000 |
| | Bridge Replacement | | Regional Swap | | | | | |
| 38949 | BROS-C002()--8J-02 | FHWA Approved | Total | | \$340,000 | | | \$340,000 |
| Adams County | On 110th Street, Over STREAM along NLINE S12 T73N R34W | | Federal Aid | | \$340,000 | | | \$340,000 |
| | Bridge Replacement | | Regional Swap | | | | | |
| 50959 | BROS-C087()--8J-87 | FHWA Approved | Total | | \$540,000 | | | \$540,000 |
| Taylor County | On NAPLES AVE, Over CREEK, S6 T69 R33 | | Federal Aid | | \$540,000 | | | \$540,000 |
| | Bridge Replacement | | Regional Swap | | | | | |
| 38464 | BROS-C087()--8J-87 | FHWA Approved | Total | | \$495,000 | | | \$495,000 |
| Taylor County | On 260th St, Over STREAM, in NE S25 T68N R35W | | Federal Aid | | \$495,000 | | | \$495,000 |
| | Bridge Replacement | | Regional Swap | | | | | |
| 52356 | BROS-C088()--5F-88 | FHWA Approved | Total | | \$800,000 | | | \$800,000 |
| Union County | On 270TH ST, Over STREAM, S27 T71 R29 | | Federal Aid | | \$800,000 | | | \$800,000 |
| | Bridge Replacement | | Regional Swap | | | | | |
| 52357 | BROS-C088()--5F-88 | FHWA Approved | Total | | \$800,000 | | | \$800,000 |
| Union County | On CHERRY ST RD, Over SMALL STREAM, S18 T72 R30 | | Federal Aid | | \$800,000 | | | \$800,000 |
| | Bridge Replacement | | Regional Swap | | | | | |

| Project ID | Project Number | Approval Level | | 2024 | 2025 | 2026 | 2027 | Totals |
|-----------------|--|----------------|----------------------|------|--------------------|--------------------|--------------------|--------------------|
| Sponsor | Location | Letting Date | | | | | | |
| STIP ID | Work Codes | | | | | | | |
| HBP | | | | | | | | |
| 53404 | BRS-1087(601)--60-02 | FHWA Approved | Total | | \$2,000,000 | | | \$2,000,000 |
| Adams County | In the city of Carbon, On B ST, Over MIDDLE NODAWAY RIVER, S12 T72 R35 | | Federal Aid | | \$1,200,000 | | | \$1,200,000 |
| | Bridge Replacement | | Regional Swap | | \$300,000 | | | \$300,000 |
| 50992 | BRS-C080()--60-80 | FHWA Approved | Total | | \$900,000 | | | \$900,000 |
| Ringgold County | On J20, Over Small Stream, S36 T70 R28 | | Federal Aid | | \$720,000 | | | \$720,000 |
| | Bridge and Approaches-CCS | | Regional Swap | | \$180,000 | | | \$180,000 |
| 50993 | BRS-C080()--60-80 | FHWA Approved | Total | | \$1,000,000 | | | \$1,000,000 |
| Ringgold County | On J23, Over Mapleleaf Pathway, S32 T70 R30 | | Federal Aid | | \$800,000 | | | \$800,000 |
| | Bridge Removal, Culvert New | | Regional Swap | | \$200,000 | | | \$200,000 |
| 53478 | BROS-C002()--5F-02 | FHWA Approved | Total | | | \$800,000 | | \$800,000 |
| Adams County | On H 33, Over BROWN BRANCH, S21 T72 R33 | | Federal Aid | | | \$800,000 | | \$800,000 |
| | Bridge Replacement | | Regional Swap | | | | | |
| 52358 | BROS-C088()--8J-88 | FHWA Approved | Total | | | \$1,400,000 | | \$1,400,000 |
| Union County | On 250TH ST, Over TWELVE MILE CREEK, S20 T71 R28 | | Federal Aid | | | \$1,400,000 | | \$1,400,000 |
| | Bridge Replacement | | Regional Swap | | | | | |
| 53479 | BRS-C002()--60-02 | FHWA Approved | Total | | | | \$1,000,000 | \$1,000,000 |
| Adams County | On H 20, Over SHANGHAI CREEK, S3 T73 R32 | | Federal Aid | | | | \$800,000 | \$800,000 |
| | Bridge Replacement | | Regional Swap | | | | \$200,000 | \$200,000 |
| 44944 | BRS-C080()--60-80 | FHWA Approved | Total | | | | \$2,180,000 | \$2,180,000 |
| Ringgold County | On P33, Over W.FK GRAND RIVER, S6 T69 R30 | | Federal Aid | | | | \$1,744,000 | \$1,744,000 |
| | Bridge and Approaches-PPCB | | Regional Swap | | | | \$436,000 | \$436,000 |

| Project ID | Project Number | Approval Level | | 2024 | 2025 | 2026 | 2027 | Totals |
|------------|----------------|----------------|--|------|------|------|------|--------|
| Sponsor | Location | Letting Date | | | | | | |
| STIP ID | Work Codes | | | | | | | |

NHPP

| | | | | | | | | |
|-----------------------------------|--|---------------|----------------------|--------------------|--------------------|--|--------------------|--------------------|
| 54638 | IMX-080)--02-01 | FHWA Approved | Total | \$1,700,000 | | | | \$1,700,000 |
| Iowa Department of Transportation | I 80: Cass County Line to 0.3 mi W of IA 25 (EB) | | Federal Aid | \$1,530,000 | | | | \$1,530,000 |
| 24361 | Pavement Rehab | | Regional Swap | | | | | |
| 48518 | IMX-080)--02-01 | FHWA Approved | Total | | \$9,356,000 | | | \$9,356,000 |
| Iowa Department of Transportation | I 80: Cass Co to IA 25 (WB) | | Federal Aid | | \$8,420,400 | | | \$8,420,400 |
| | Pavement Rehab | | Regional Swap | | | | | |
| 54669 | IMX-080)--02-01 | FHWA Approved | Total | | | | \$1,558,000 | \$1,558,000 |
| Iowa Department of Transportation | I 80: At the Co Rd G30 Interchange | | Federal Aid | | | | \$1,402,200 | \$1,402,200 |
| | Bridge Rehabilitation | | Regional Swap | | | | | |
| 54725 | IMX-080)--02-01 | FHWA Approved | Total | | | | \$1,172,000 | \$1,172,000 |
| Iowa Department of Transportation | I 80: At the Co Rd P28 Interchange | | Federal Aid | | | | \$1,054,800 | \$1,054,800 |
| | Bridge Rehabilitation | | Regional Swap | | | | | |
| 54726 | IMX-080)--02-01 | FHWA Approved | Total | | | | \$2,343,000 | \$2,343,000 |
| Iowa Department of Transportation | I 80: Antique Country Dr 3.5 mi W of IA 25 (EB/WB) | | Federal Aid | | | | \$2,108,700 | \$2,108,700 |
| | Bridge Rehabilitation | | Regional Swap | | | | | |

PRF

| | | | | | | | | |
|-----------------------------------|---|---------------|----------------------|------------------|--|--|--|------------------|
| 45331 | BRFN-034)--39-88 | FHWA Approved | Total | \$921,000 | | | | \$921,000 |
| Iowa Department of Transportation | US 34: Four Mile Creek 2.0 mi E of E Jct US 169 | | Federal Aid | | | | | |
| | Bridge Deck Overlay | | Regional Swap | | | | | |

| Project ID | Project Number | Approval Level | | 2024 | 2025 | 2026 | 2027 | Totals |
|------------|----------------|----------------|--|------|------|------|------|--------|
| Sponsor | Location | Letting Date | | | | | | |
| STIP ID | Work Codes | | | | | | | |

PRF

| | | | | | | | | |
|-----------------------------------|---|---------------|----------------------|------------------|------------------|--------------------|--|--------------------|
| 45325 | BRFN-148())--39-87 | FHWA Approved | Total | \$620,000 | | | | \$620,000 |
| Iowa Department of Transportation | IA 148: Middle Branch 102 River 2.8 mi S of Co Rd J20 | | Federal Aid | | | | | |
| | Bridge Deck Overlay | | Regional Swap | | | | | |
| 48445 | BRFN-092())--39-01 | FHWA Approved | Total | | \$623,000 | | | \$623,000 |
| Iowa Department of Transportation | IA 92: Grand River 1.0 mi W of Co Rd P28 | | Federal Aid | | | | | |
| | Bridge Deck Overlay | | Regional Swap | | | | | |
| 52665 | BRFN-148())--39-02 | FHWA Approved | Total | | | \$426,000 | | \$426,000 |
| Iowa Department of Transportation | IA 148: Branch E Nodaway River 0.4 mi N of Co Rd N28 | | Federal Aid | | | | | |
| | Bridge Deck Overlay | | Regional Swap | | | | | |
| 52666 | BRFN-148())--39-87 | FHWA Approved | Total | | | \$1,020,000 | | \$1,020,000 |
| Iowa Department of Transportation | IA 148: Middle Branch W 102 River 2.0 mi S of Co Rd J20 | | Federal Aid | | | | | |
| | Bridge Deck Overlay | | Regional Swap | | | | | |

STBG

| | | | | | | | | |
|---------------|---|---------------|----------------------|--------------------|------------------|------------------|------------------|--------------------|
| 19871 | RGPL-PA14(FY15)--ST-0 | FHWA Approved | Total | \$134,628 | \$134,628 | \$134,628 | \$134,628 | \$538,512 |
| RPA 14 | RPA 14: Transportation Planning ATURA RPA 14 | | Federal Aid | \$35,693 | \$35,693 | \$35,693 | \$35,693 | \$142,772 |
| 24019 | Trans Planning | | Regional Swap | \$35,693 | \$35,693 | \$35,693 | \$35,693 | \$142,772 |
| 37776 | STP-S-C087(60)--5E-87 | FHWA Approved | Total | \$1,800,000 | | | | \$1,800,000 |
| Taylor County | On J35, Over WEST 102 RIVER, on NLINE S36 T69 R35 | 1/17/2024 | Federal Aid | \$1,200,000 | | | | \$1,200,000 |
| 24409 | Bridge Replacement | | Regional Swap | \$1,200,000 | | | | \$1,200,000 |

| Project ID | Project Number | Approval Level | | 2024 | 2025 | 2026 | 2027 | Totals |
|------------|----------------|----------------|--|------|------|------|------|--------|
| Sponsor | Location | Letting Date | | | | | | |
| STIP ID | Work Codes | | | | | | | |

STBG

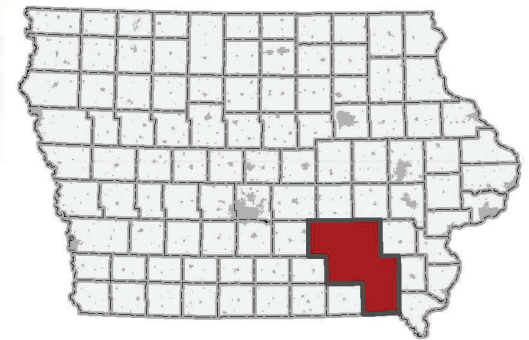
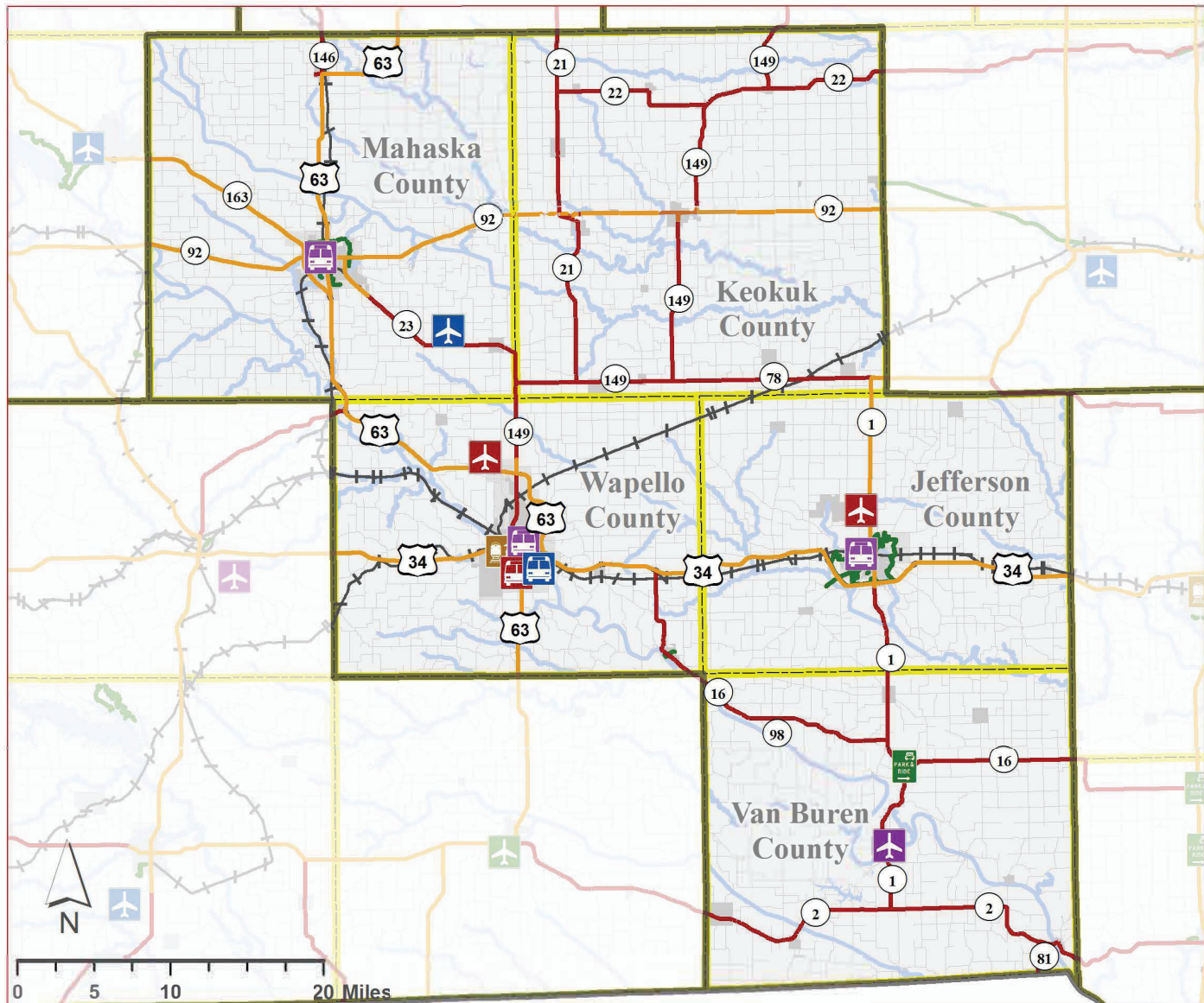
| | | | | | | | | |
|-----------------------------------|---|---------------|----------------------|--------------------|--------------------|--------------------|--------------------|--------------------|
| 39079 | STP-S-C088()--5E-88 | FHWA Approved | Total | \$4,240,000 | | | | \$4,240,000 |
| Union County | On P27, from Ringgold-Union Street N 5.3 Miles | | Federal Aid | \$2,120,000 | | | | \$2,120,000 |
| 24240 | Pavement Rehab | | Regional Swap | \$2,120,000 | | | | \$2,120,000 |
| 37223 | STP-S-C088()--5E-88 | FHWA Approved | Total | \$800,000 | | | | \$800,000 |
| Union County | On OSAGE ST, from US Highway 34 north 0.5 Miles to Adams Street | | Federal Aid | \$640,000 | | | | \$640,000 |
| 24241 | Pavement Rehab | | Regional Swap | \$640,000 | | | | \$640,000 |
| 35834 | STP-S-C080()--5E-80 | FHWA Approved | Total | | \$5,500,000 | | | \$5,500,000 |
| Ringgold County | On P27, from HWY 169 to HWY 2; and On J43, from P27 to Maloy | | Federal Aid | | \$4,000,000 | | | \$4,000,000 |
| | HMA Resurfacing with Milling | | Regional Swap | | \$4,000,000 | | | \$4,000,000 |
| 45362 | BRF-092()--38-01 | FHWA Approved | Total | | | \$2,862,000 | | \$2,862,000 |
| Iowa Department of Transportation | IA 92: W Fork Nodaway River 1.6 mi E of Co Rd N51 | | Federal Aid | | | \$2,289,600 | | \$2,289,600 |
| | Bridge Replacement | | Regional Swap | | | | | |
| 54700 | BRF-002()--38-87 | FHWA Approved | Total | | | | \$623,000 | \$623,000 |
| Iowa Department of Transportation | IA 2: East 102 River just E of Co Rd N44 | | Federal Aid | | | | \$498,400 | \$498,400 |
| | Bridge Deck Overlay | | Regional Swap | | | | | |
| 54543 | BRF-034()--38-02 | FHWA Approved | Total | | | | \$1,184,000 | \$1,184,000 |
| Iowa Department of Transportation | US 34: West Platte River 2.3 mi W of W Jct IA 25 | | Federal Aid | | | | \$947,200 | \$947,200 |
| | Bridge New, Right of Way | | Regional Swap | | | | | |
| 54706 | BRF-034()--38-88 | FHWA Approved | Total | | | | \$785,000 | \$785,000 |
| Iowa Department of Transportation | US 34: Twelve Mile Creek 3.2 mi W of W Jct US 169 | | Federal Aid | | | | \$628,000 | \$628,000 |
| | Bridge Deck Overlay | | Regional Swap | | | | | |

| Project ID | Project Number | Approval Level | | 2024 | 2025 | 2026 | 2027 | Totals |
|------------|----------------|----------------|--|------|------|------|------|--------|
| Sponsor | Location | Letting Date | | | | | | |
| STIP ID | Work Codes | | | | | | | |

SWAP-STBG

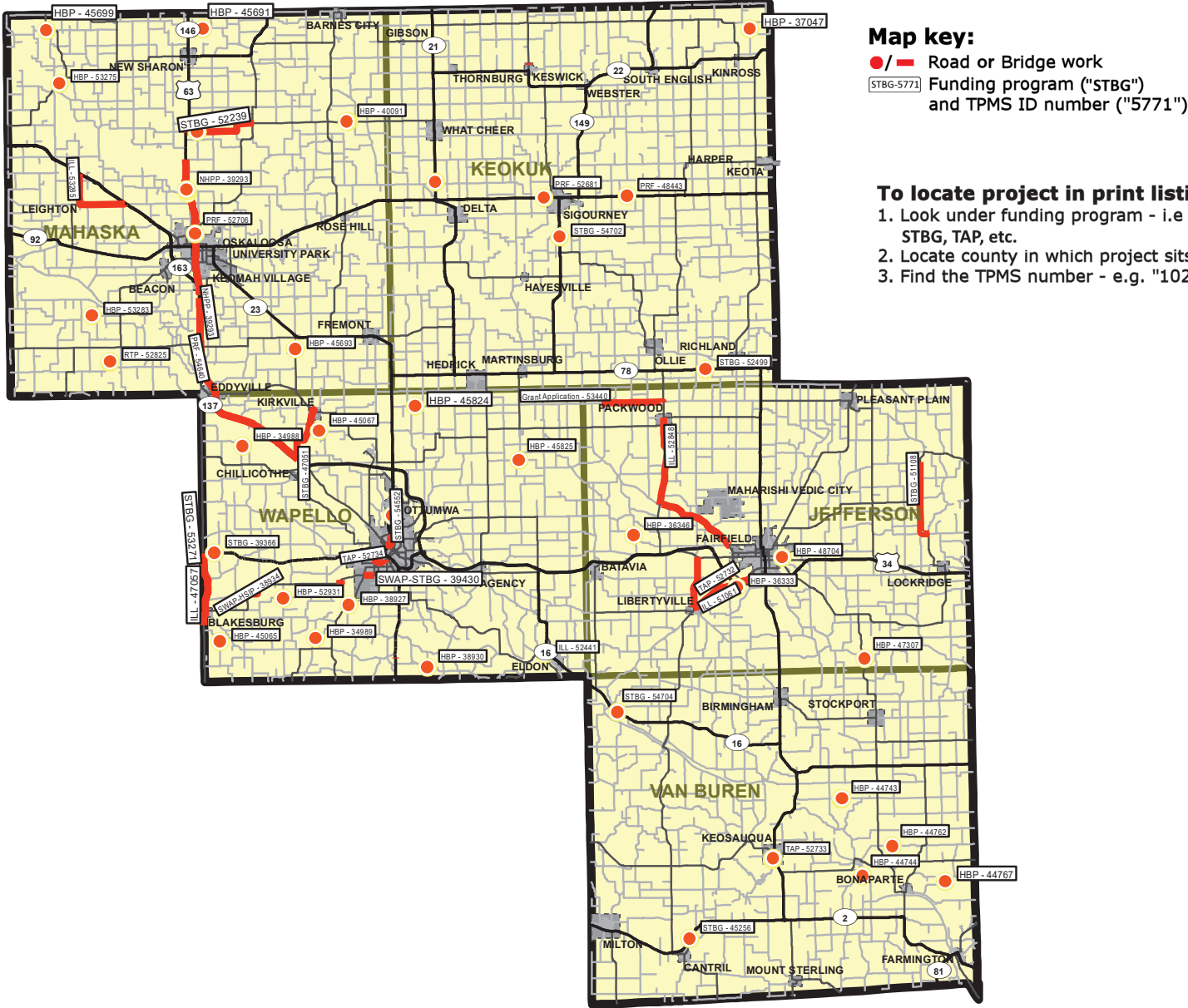
| | | | | | | | | |
|----------|--|---------------|--------------------|-----------------|--|--|--|-----------------|
| 52208 | STBG-SWAP-1975(602)--SG-80 | FHWA Approved | Total | \$62,500 | | | | \$62,500 |
| Diagonal | In the city of Diagonal, On Broadway Street between 2nd and 3rd Streets | 3/21/2023 | Federal Aid | | | | | |
| | PCC Curb and Gutter | | Regional | \$50,000 | | | | \$50,000 |
| | | | Swap | \$50,000 | | | | \$50,000 |

RPA 15 - Area 15 Regional Planning Commission
224 East Second Street, P.O. Box 1110, Ottumwa, IA 52501
Phone: 641-684-6551, Fax: 641-684-4894, www.area15rpc.com



- | | |
|-----------------|-------------------------|
| Airports | Interstate |
| Commercial | National Highway System |
| Enhanced | Primary Roads |
| General Service | Local Roads |
| Basic Service | Ramps |
| Local Service | Trails |
| Transit | Railroad |
| Regional | Rivers |
| Large Urban | Major Lakes |
| Small Urban | RPA Planning Area |
| Intercity Bus | Counties |
| Amtrak | City Limits |
| Park & Ride | Urban Area |

2024 Transportation Improvement Program



RPA 15

| Project ID | Project Number | Approval Level | | 2024 | 2025 | 2026 | 2027 | Totals |
|------------|----------------|----------------|--|------|------|------|------|--------|
| Sponsor | Location | Letting Date | | | | | | |
| STIP ID | Work Codes | | | | | | | |

Grant Application

| | | | | | | | | |
|------------------|---------------------------------------|---------------|--------------------|--|--------------------|--|--|--------------------|
| 53440 | DGA-C051(96)--XT-51 | FHWA Approved | Total | | \$3,000,000 | | | \$3,000,000 |
| Jefferson County | On 110TH ST, from V63 W 3.9 miles | 2/20/2024 | Federal Aid | | | | | |
| | HMA Pavement - Full Depth Reclamation | | Regional | | | | | |
| | | | Swap | | | | | |
| | | | Grant App | | \$2,400,000 | | | \$2,400,000 |

HBP

| | | | | | | | | |
|------------------|---|---------------|--------------------|--------------------|--|--|--|--------------------|
| 48704 | BRM-2465(629)--8N-51 | FHWA Approved | Total | \$2,260,000 | | | | \$2,260,000 |
| Fairfield | In the city of Fairfield, On BUSINESS 34 SIGNED | 12/19/2023 | Federal Aid | \$800,000 | | | | \$800,000 |
| 24122 | RTE, Over WEST CROW CREEK, S30 T72 R09 | | Regional | \$800,000 | | | | \$800,000 |
| | Bridge Replacement, Ped/Bike Grade & Pave | | Swap | \$1,000,000 | | | | \$1,000,000 |
| 44762 | BROS-C089(102)--8J-89 | FHWA Approved | Total | \$425,000 | | | | \$425,000 |
| Van Buren County | On 210TH ST, Over TRIB COATES CREEK | 1/17/2024 | Federal Aid | \$425,000 | | | | \$425,000 |
| 24199 | Bridge Replacement | | Regional | | | | | |
| | | | Swap | | | | | |
| 45065 | BROS-C090(--8J-90 | FHWA Approved | Total | \$600,000 | | | | \$600,000 |
| Wapello County | On 240TH AVE, Over Unnamed tributary to Little | | Federal Aid | \$600,000 | | | | \$600,000 |
| 24411 | Soap Creek, S19 T71 R15 | | Regional | | | | | |
| | Bridge Replacement | | Swap | | | | | |
| 45824 | BROS-C090(--8J-90 | FHWA Approved | Total | \$800,000 | | | | \$800,000 |
| Wapello County | On 180TH ST, Over SPRING CREEK, S9 T73 R13 | | Federal Aid | \$800,000 | | | | \$800,000 |
| 24412 | Bridge Replacement | | Regional | | | | | |
| | | | Swap | | | | | |
| 34988 | BROS-C090(109)--8J-90 | FHWA Approved | Total | \$1,000,000 | | | | \$1,000,000 |
| Wapello County | On 160th Street, Over Palestine Creek, S21 T73 | 11/21/2023 | Federal Aid | \$1,000,000 | | | | \$1,000,000 |
| 24414 | R15 | | Regional | | | | | |
| | Bridge Replacement | | Swap | | | | | |

| Project ID | Project Number | Approval Level | | 2024 | 2025 | 2026 | 2027 | Totals |
|------------|----------------|----------------|--|------|------|------|------|--------|
| Sponsor | Location | Letting Date | | | | | | |
| STIP ID | Work Codes | | | | | | | |

HBP

| | | | | | | | | |
|------------------|--|---------------|----------------------|--------------------|------------------|--|--|--------------------|
| 36333 | BRS-C051(72)--60-51 | FHWA Approved | Total | \$2,500,000 | | | | \$2,500,000 |
| Jefferson County | On H43 Libertyville RD, Over BIG CEDAR CREEK, | 2/20/2024 | Federal Aid | \$2,000,000 | | | | \$2,000,000 |
| 24395 | S3 T71 R10 | | Regional Swap | \$100,000 | | | | \$100,000 |
| 40091 | BRS-C062(103)--60-62 | FHWA Approved | Total | \$4,000,000 | | | | \$4,000,000 |
| Mahaska County | On G 29, Including Bridge Number 236910 Over N | 10/17/2023 | Federal Aid | \$3,200,000 | | | | \$3,200,000 |
| 24286 | SKUNK RIVER and Overflow Bridge Number 236920, | | Regional Swap | \$800,000 | | | | \$800,000 |
| | S10 T76N R14 | | | | | | | |
| | Bridge Replacement | | | | | | | |
| 38927 | BRS-C090(108)--60-90 | FHWA Approved | Total | \$1,100,000 | | | | \$1,100,000 |
| Wapello County | On Lake Rd, Over VILLAGE CREEK, NW S10 T71N | 1/17/2024 | Federal Aid | \$880,000 | | | | \$880,000 |
| 24413 | R14W | | Regional Swap | \$220,000 | | | | \$220,000 |
| | Bridge Replacement | | | | | | | |
| 45699 | BROS-C062)--5F-62 | FHWA Approved | Total | | \$800,000 | | | \$800,000 |
| Mahaska County | On G 15, Over BUCKLEY CREEK(MIDDLE BR), S9 | | Federal Aid | | \$800,000 | | | \$800,000 |
| | T77 R17 | | Regional Swap | | | | | |
| | Bridge Replacement | | | | | | | |
| 44767 | BROS-C089)--8J-89 | FHWA Approved | Total | | \$600,000 | | | \$600,000 |
| Van Buren County | On 235TH RD, Over REEDS CREEK, S11 T68 R08 | | Federal Aid | | \$600,000 | | | \$600,000 |
| | Bridge Replacement | | Regional Swap | | | | | |
| | | | | | | | | |
| 44744 | BROS-C089(103)--8J-89 | FHWA Approved | Total | | \$600,000 | | | \$600,000 |
| Van Buren County | On ROBIN AVE, Over Bear Creek, S01 T68 R09 | 12/17/2024 | Federal Aid | | \$600,000 | | | \$600,000 |
| | Bridge Replacement | | Regional Swap | | | | | |
| | | | | | | | | |
| 45067 | BROS-C090)--8J-90 | FHWA Approved | Total | | \$800,000 | | | \$800,000 |
| Wapello County | On RICHLAND RD, Over MENNEIKA CREEK, S17 | | Federal Aid | | \$800,000 | | | \$800,000 |
| | T73 R14 | | Regional Swap | | | | | |
| | Bridge Replacement | | | | | | | |

| Project ID | Project Number | Approval Level | | 2024 | 2025 | 2026 | 2027 | Totals |
|----------------|--|----------------|----------------------|------|------------------|--------------------|------|--------------------|
| Sponsor | Location | Letting Date | | | | | | |
| STIP ID | Work Codes | | | | | | | |
| HBP | | | | | | | | |
| 52931 | BROS-C090)--8J-90 | FHWA Approved | Total | | \$650,000 | | | \$650,000 |
| Wapello County | On 200TH AVE, Over VILLAGE CR, S1 T71 R15 | | Federal Aid | | \$650,000 | | | \$650,000 |
| | Bridge Replacement-CCS | | Regional Swap | | | | | |
| 45693 | BRS-C062)--60-62 | FHWA Approved | Total | | \$800,000 | | | \$800,000 |
| Mahaska County | On T 67, Over CEDAR CREEK, S24 T74 R15 | | Federal Aid | | \$640,000 | | | \$640,000 |
| | Bridge Replacement | | Regional Swap | | \$160,000 | | | \$160,000 |
| 37047 | BROS-C054)--8J-54 | FHWA Approved | Total | | | \$1,000,000 | | \$1,000,000 |
| Keokuk County | On 328TH AVE, Over SOUTH FORK ENGLISH RIVER, S11 T77 R10 | | Federal Aid | | | \$1,000,000 | | \$1,000,000 |
| | Bridge Replacement | | Regional Swap | | | | | |
| 45691 | BROS-C062)--8J-62 | FHWA Approved | Total | | | \$1,000,000 | | \$1,000,000 |
| Mahaska County | On G 13, Over N SKUNK RIVER, S7 T77 R15 | | Federal Aid | | | \$1,000,000 | | \$1,000,000 |
| | Bridge Replacement | | Regional Swap | | | | | |
| 38930 | BROS-C090)--8J-90 | FHWA Approved | Total | | | \$1,200,000 | | \$1,200,000 |
| Wapello County | On 110TH AVE, Over LITTLE SOAP CREEK, S33 T71N R13W | | Federal Aid | | | \$1,200,000 | | \$1,200,000 |
| | Bridge Replacement | | Regional Swap | | | | | |
| 45825 | BROS-C090)--8J-90 | FHWA Approved | Total | | | \$700,000 | | \$700,000 |
| Wapello County | On V 41 (145TH ST), Over WOLF CREEK, S29 T73 R12 | | Federal Aid | | | \$700,000 | | \$700,000 |
| | Bridge Replacement | | Regional Swap | | | | | |
| 34989 | BROS-C090(107)--8J-90 | FHWA Approved | Total | | | \$1,200,000 | | \$1,200,000 |
| Wapello County | On 180th Ave, Over Little Soap Creek, NE S19 T71 R14 | 2/20/2024 | Federal Aid | | | \$1,200,000 | | \$1,200,000 |
| | Bridge Replacement | | Regional Swap | | | | | |

| Project ID | Project Number | Approval Level | | 2024 | 2025 | 2026 | 2027 | Totals |
|------------|----------------|----------------|--|------|------|------|------|--------|
| Sponsor | Location | Letting Date | | | | | | |
| STIP ID | Work Codes | | | | | | | |

HBP

| | | | | | | | | |
|------------------|--|---------------|----------------------|--|--|--------------------|--------------------|--------------------|
| 47185 | BRS-C062())--60-62 | FHWA Approved | Total | | | \$1,000,000 | | \$1,000,000 |
| Mahaska County | On G 29, Over OVER UP RR, S12 T76 R16 | | Federal Aid | | | \$800,000 | | \$800,000 |
| | Bridge Replacement | | Regional Swap | | | \$200,000 | | \$200,000 |
| 36346 | BHOS-C051())--5N-51 | FHWA Approved | Total | | | | \$325,000 | \$325,000 |
| Jefferson County | On CARNATION BLVD, Over CREEK, S22 T72 R11 | | Federal Aid | | | | \$325,000 | \$325,000 |
| | Bridge Rehabilitation | | Regional Swap | | | | | |
| 53283 | BROS-C062())--8J-62 | FHWA Approved | Total | | | | \$800,000 | \$800,000 |
| Mahaska County | On G 59, Over S COAL CREEK, S12 T74 R17 | | Federal Aid | | | | \$800,000 | \$800,000 |
| | Bridge Replacement | | Regional Swap | | | | | |
| 44743 | BROS-C089())--8J-89 | FHWA Approved | Total | | | | \$750,000 | \$750,000 |
| Van Buren County | On 180th St, approximately 1/2 mile east of Peach Ave, east 1/2 mile over unnamed stream and Coppers creek | | Federal Aid | | | | \$750,000 | \$750,000 |
| | Bridge Replacement | | Regional Swap | | | | | |
| 47307 | BRS-C051(97)--60-51 | FHWA Approved | Total | | | | \$2,100,000 | \$2,100,000 |
| Jefferson County | On W 30, Over CEDAR CREEK, S36 T71 R09 | 9/15/2026 | Federal Aid | | | | \$1,680,000 | \$1,680,000 |
| | Bridge Replacement | | Regional Swap | | | | \$420,000 | \$420,000 |
| 53275 | BRS-C062())--60-62 | FHWA Approved | Total | | | | \$1,000,000 | \$1,000,000 |
| Mahaska County | On G 5T, Over BUCKLEY CREEK, S27 T77 R17 | | Federal Aid | | | | \$800,000 | \$800,000 |
| | Bridge Replacement-CCS | | Regional Swap | | | | \$200,000 | \$200,000 |

ILL

| | | | | | | | | |
|------------------|--|---------------|----------------------|--|--------------------|--|--|--------------------|
| 51061 | ILL-C051(89)--92-51 | FHWA Approved | Total | | \$5,900,000 | | | \$5,900,000 |
| Jefferson County | On H43, from East of Key Blvd SW 7 to V64 then north to old 34 approximately 7.8 miles | 7/16/2024 | Federal Aid | | | | | |
| | HMA Resurfacing, Longitudinal Subdrains | | Regional Swap | | | | | |

| Project ID | Project Number | Approval Level | | 2024 | 2025 | 2026 | 2027 | Totals |
|------------|----------------|----------------|--|------|------|------|------|--------|
| Sponsor | Location | Letting Date | | | | | | |
| STIP ID | Work Codes | | | | | | | |

ILL

| | | | | | | | | |
|------------------|---|---------------|----------------------|--|-------------|--|--------------|--------------|
| 47057 | ILL-C090()--92-68 | FHWA Approved | Total | | \$3,500,000 | | | \$3,500,000 |
| Wapello County | On T61 (Monroe Wapello Rd), from 200 FT South of the CP Railroad Tracks N 4.6 miles to HWY 34 | | Federal Aid | | | | | |
| | HMA Resurfacing/Cold-in-Place Recycling | | Regional Swap | | | | | |
| 52848 | ILL-C051(91)--92-51 | FHWA Approved | Total | | | | \$8,800,000 | \$8,800,000 |
| Jefferson County | On V63 & H33, from Packwood SE 10.6 miles to H35 | 8/17/2027 | Federal Aid | | | | | |
| | HMA Resurfacing, HMA Patching, Longitudinal Subdrains, HMA Paved Shoulder - New, Guardrail | | Regional Swap | | | | | |
| 53285 | ILL-C062()--92-62 | FHWA Approved | Total | | | | \$3,000,000 | \$3,000,000 |
| Mahaska County | beginning at G39 and Highway 163 west to Eaton Ave then north on Eaton Ave to the intersection of state Hwy 163 | | Federal Aid | | | | | |
| | PCC Overlay - Unbonded | | Regional Swap | | | | | |
| 52441 | ILL-C090()--92-90 | FHWA Approved | Total | | | | \$10,000,000 | \$10,000,000 |
| Wapello County | On 25TH ST, Over DES MOINES RIVER, S27 T71 R12 | | Federal Aid | | | | | |
| | Bridge Replacement-PPCB | | Regional Swap | | | | | |

NHPP

| | | | | | | | | |
|-----------------------------------|-------------------------------|---------------|----------------------|--|--------------|-------------|--------------|--------------|
| 39293 | NHSX-063()--3H-62 | FHWA Approved | Total | | \$43,279,000 | \$3,759,000 | \$23,225,000 | \$70,263,000 |
| Iowa Department of Transportation | US 63: NW Bypass of Oskaloosa | | Federal Aid | | \$34,623,200 | \$3,007,200 | \$18,580,000 | \$56,210,400 |
| | Pave, Bridge New, Grading | | Regional Swap | | | | | |

PRF

| | | | | | | | | |
|-----------------------------------|---|---------------|----------------------|-----------|--|--|--|-----------|
| 54640 | NHSN-063()--2R-90 | FHWA Approved | Total | \$939,000 | | | | \$939,000 |
| Iowa Department of Transportation | US 63: 0.7 mi N of Eddyville Rd to 0.6 mi S of 275th St (Var Loc) | | Federal Aid | | | | | |
| | Pavement Rehab | | Regional Swap | | | | | |

| Project ID | Project Number | Approval Level | | 2024 | 2025 | 2026 | 2027 | Totals |
|------------|----------------|----------------|--|------|------|------|------|--------|
| Sponsor | Location | Letting Date | | | | | | |
| STIP ID | Work Codes | | | | | | | |

PRF

| | | | | | | | | |
|-----------------------------------|---|---------------|----------------------|--|------------------|------------------|--|------------------|
| 48443 | BRFN-092)--39-54 | FHWA Approved | Total | | \$712,000 | | | \$712,000 |
| Iowa Department of Transportation | IA 92: German Creek 3.0 mi E of E Jct IA 149 | | Federal Aid | | | | | |
| | Bridge Deck Overlay | | Regional Swap | | | | | |
| 52706 | NHSN-063)--2R-62 | FHWA Approved | Total | | \$480,000 | | | \$480,000 |
| Iowa Department of Transportation | US 63: Mitigation for NW Oskaloosa Bypass | | Federal Aid | | | | | |
| | Wetland Mitigation | | Regional Swap | | | | | |
| 52705 | STPN-149)--2J-90 | FHWA Approved | Total | | \$160,000 | | | \$160,000 |
| Iowa Department of Transportation | IA 149: Approx 0.24 mi S of N Court St in Ottumwa | | Federal Aid | | | | | |
| | Slope Improvement | | Regional Swap | | | | | |
| 52681 | BRFN-092)--39-54 | FHWA Approved | Total | | | \$531,000 | | \$531,000 |
| Iowa Department of Transportation | IA 92: Rock Creek 0.4 mi W of Co Rd V45 | | Federal Aid | | | | | |
| | Bridge Deck Overlay | | Regional Swap | | | | | |

RTP

| | | | | | | | | |
|--------------------------------------|--|---------------|----------------------|------------------|--|--|--|------------------|
| 52737 | NRT-C062(097)--9G-62 | FHWA Approved | Total | \$408,200 | | | | \$408,200 |
| Iowa Department of Natural Resources | Bluff Creek OHV Park, 1625 325th Street, S19 T74 R16 | 9/19/2023 | Federal Aid | \$326,560 | | | | \$326,560 |
| 24439 | Bridge Replacement | | Regional Swap | | | | | |
| 52825 | NRT-C062(104)--9G-62 | FHWA Approved | Total | \$138,500 | | | | \$138,500 |
| Iowa Department of Natural Resources | Bluff Creek OHV Park, 1625 325th Street S19 T74 R16 | 9/19/2023 | Federal Aid | \$110,800 | | | | \$110,800 |
| 24438 | Buildings | | Regional Swap | | | | | |

| Project ID | Project Number | Approval Level | | 2024 | 2025 | 2026 | 2027 | Totals |
|------------|----------------|----------------|--|------|------|------|------|--------|
| Sponsor | Location | Letting Date | | | | | | |
| STIP ID | Work Codes | | | | | | | |

RTP

| | | | | | | | | |
|--------------------------------------|---|---------------|----------------------|------------------|--|--|--|------------------|
| 52826 | NRT-C062(105)--9G-62 | FHWA Approved | Total | \$237,270 | | | | \$237,270 |
| Iowa Department of Natural Resources | Bluff Creek OHV Park, parking lot construction. 1625 325th Street S19 T74 R16 | | Federal Aid | \$189,816 | | | | \$189,816 |
| 24443 | Grade and Pave | | Regional Swap | | | | | |

STBG

| | | | | | | | | |
|-----------------------------------|---|---------------|----------------------|--------------------|--------------------|--|--------------------|--------------------|
| 45267 | BRF-034())--38-90 | FHWA Approved | Total | \$3,442,000 | | | | \$3,442,000 |
| Iowa Department of Transportation | US 34: BNSF RR 1.2 E of W Jct US 63 in Ottumwa (EB/WB) | | Federal Aid | \$2,753,600 | | | | \$2,753,600 |
| 24387 | Bridge Rehabilitation | | Regional Swap | | | | | |
| 881 | RGPL-PA15(RTP)--ST-00 | FHWA Approved | Total | \$50,000 | | | | \$50,000 |
| RPA 15 | RPA 15: RPA 15 TRANSPORTATION PLANNING | | Federal Aid | \$40,000 | | | | \$40,000 |
| 24020 | Trans Planning | | Regional Swap | \$40,000 | | | | \$40,000 |
| 54552 | STP-149())--2C-90 | FHWA Approved | Total | \$10,000 | | | \$4,097,000 | \$4,107,000 |
| Iowa Department of Transportation | IA 149: Des Moines River Bridge to W Woodland Ave in Ottumwa | | Federal Aid | | | | \$3,277,600 | \$3,277,600 |
| 24307 | Grade and Pave, Right of Way | | Regional Swap | | | | | |
| 45256 | BRF-002())--38-89 | FHWA Approved | Total | | \$1,524,000 | | | \$1,524,000 |
| Iowa Department of Transportation | IA 2: Fox River 1.5 mi E of Co Rd V64 | | Federal Aid | | \$1,219,200 | | | \$1,219,200 |
| | Bridge Rehabilitation | | Regional Swap | | | | | |
| 39366 | BRF-034())--38-90 | FHWA Approved | Total | | \$3,207,000 | | | \$3,207,000 |
| Iowa Department of Transportation | US 34: South Avery Creek 0.7 mi E of Co Rd T61 | | Federal Aid | | \$2,565,600 | | | \$2,565,600 |
| | Bridge New | | Regional Swap | | | | | |
| 47051 | STP-S-C090())--5E-90 | FHWA Approved | Total | | \$1,500,000 | | | \$1,500,000 |
| Wapello County | On T67 (Kirkville Road), from Hwy 63 N 3.7 miles to North City Limits | | Federal Aid | | \$1,200,000 | | | \$1,200,000 |
| | HMA Resurfacing/Cold-in-Place Recycling | | Regional Swap | | \$1,200,000 | | | \$1,200,000 |

| Project ID | Project Number | Approval Level | | 2024 | 2025 | 2026 | 2027 | Totals |
|------------|----------------|----------------|--|------|------|------|------|--------|
| Sponsor | Location | Letting Date | | | | | | |
| STIP ID | Work Codes | | | | | | | |

STBG

| | | | | | | | | |
|-----------------------------------|--|---------------|----------------------|--|--------------------|--------------------|------------------|--------------------|
| 53271 | STP-S-C090()--5E-90 | FHWA Approved | Total | | \$1,500,000 | | | \$1,500,000 |
| Wapello County | On T61 (Monroe Wapello Rd), from Blakesburg North Corporate Limits N 3.6 miles to HWY 34 | | Federal Aid | | \$1,200,000 | | | \$1,200,000 |
| | HMA Resurfacing/Cold-in-Place Recycling | | Regional Swap | | \$1,200,000 | | | \$1,200,000 |
| 52498 | BRF-021()--38-54 | FHWA Approved | Total | | | \$4,608,000 | | \$4,608,000 |
| Iowa Department of Transportation | IA 21: Cedar Creek 1.1 mi N of IA 92 | | Federal Aid | | | \$3,686,400 | | \$3,686,400 |
| | Bridge New, Right of Way | | Regional Swap | | | | | |
| 52510 | BRF-063()--38-90 | FHWA Approved | Total | | | \$1,179,000 | | \$1,179,000 |
| Iowa Department of Transportation | US 63: Abandoned RR 4.8 mi N of Co Rd J15 (Bridge Removal) | | Federal Aid | | | \$943,200 | | \$943,200 |
| | Grade and Pave, Right of Way | | Regional Swap | | | | | |
| 52499 | BRF-078()--38-54 | FHWA Approved | Total | | | \$1,737,000 | | \$1,737,000 |
| Iowa Department of Transportation | IA 78: Stream 3.4 mi W of IA 1 | | Federal Aid | | | \$1,389,600 | | \$1,389,600 |
| | Bridge New, Right of Way | | Regional Swap | | | | | |
| 51108 | STP-S-C051()--5E-51 | FHWA Approved | Total | | | \$2,600,000 | | \$2,600,000 |
| Jefferson County | On W40, from SE 1/4 Cor 27-73-8 S Approximately 5 miles to Center of 22-72-8 | | Federal Aid | | | \$2,080,000 | | \$2,080,000 |
| | HMA Resurfacing, HMA Patching | | Regional Swap | | | \$2,080,000 | | \$2,080,000 |
| 52239 | STP-S-C062()--5E-62 | FHWA Approved | Total | | | \$1,950,000 | | \$1,950,000 |
| Mahaska County | On G29, from US63 E 4.8 miles to Oxford Ave. | | Federal Aid | | | \$1,560,000 | | \$1,560,000 |
| | HMA Resurfacing with Milling | | Regional Swap | | | \$1,560,000 | | \$1,560,000 |
| 54704 | BRF-016()--38-89 | FHWA Approved | Total | | | | \$474,000 | \$474,000 |
| Iowa Department of Transportation | IA 16: Stump Creek 3.3 mi W of Co Rd V64 | | Federal Aid | | | | \$379,200 | \$379,200 |
| | Bridge Deck Overlay | | Regional Swap | | | | | |

| Project ID | Project Number | Approval Level | | 2024 | 2025 | 2026 | 2027 | Totals |
|------------|----------------|----------------|--|------|------|------|------|--------|
| Sponsor | Location | Letting Date | | | | | | |
| STIP ID | Work Codes | | | | | | | |

STBG

| | | | | | | | | |
|-----------------------------------|---|---------------|--------------------|--|--|--|--------------------|--------------------|
| 54702 | BRF-149()--38-54 | FHWA Approved | Total | | | | \$1,246,000 | \$1,246,000 |
| Iowa Department of Transportation | IA 149: North Skunk River 2.5 mi S of W Jct IA 92 Bridge Deck Overlay | | Federal Aid | | | | \$996,800 | \$996,800 |
| | | | Regional | | | | | |
| | | | Swap | | | | | |

SWAP-HSIP

| | | | | | | | | |
|----------------|---|---------------|--------------------|--|------------------|--|--|------------------|
| 38934 | HSIP-SWAP-C090()--FJ-90 | FHWA Approved | Total | | \$700,000 | | | \$700,000 |
| Wapello County | On H 41, from West Line of S3 T72N R15W E 6.7 miles to East Line of S33 T72N R14W | | Federal Aid | | | | | |
| | Pavement Widening, Grading | | Regional | | | | | |
| | | | Swap | | \$500,000 | | | \$500,000 |

SWAP-STBG

| | | | | | | | | |
|---------|---|---------------|--------------------|--------------------|------------------|--|--------------------|--------------------|
| 39430 | STBG-SWAP-5825(650)--SG-90 | FHWA Approved | Total | \$3,039,605 | | | | \$3,039,605 |
| Ottumwa | In the city of Ottumwa, On Mary Street, from Ferry Street West 0.70 to Shaul Avenue | 1/17/2024 | Federal Aid | | | | | |
| | Grade and Pave | | Regional | \$2,897,831 | | | | \$2,897,831 |
| | | | Swap | \$2,897,831 | | | | \$2,897,831 |
| 52731 | STBG-SWAP-3960()--SG-54 | FHWA Approved | Total | | \$449,615 | | | \$449,615 |
| Keswick | In the city of Keswick, On IRONS ST, from NCL S 0.15 miles | | Federal Aid | | | | | |
| | PCC Pavement - Replace | | Regional | | \$400,000 | | | \$400,000 |
| | | | Swap | | \$400,000 | | | \$400,000 |
| 54763 | STBG-SWAP-5825()--SG-90 | FHWA Approved | Total | | | | \$3,204,950 | \$3,204,950 |
| Ottumwa | In the city of Ottumwa, On N Court Street, from Park Avenue N 0.4 miles to Vogel Avenue | | Federal Aid | | | | | |
| | PCC Pavement - Replace, Recreational Trail | | Regional | | | | \$2,563,960 | \$2,563,960 |
| | | | Swap | | | | \$2,563,960 | \$2,563,960 |

TAP

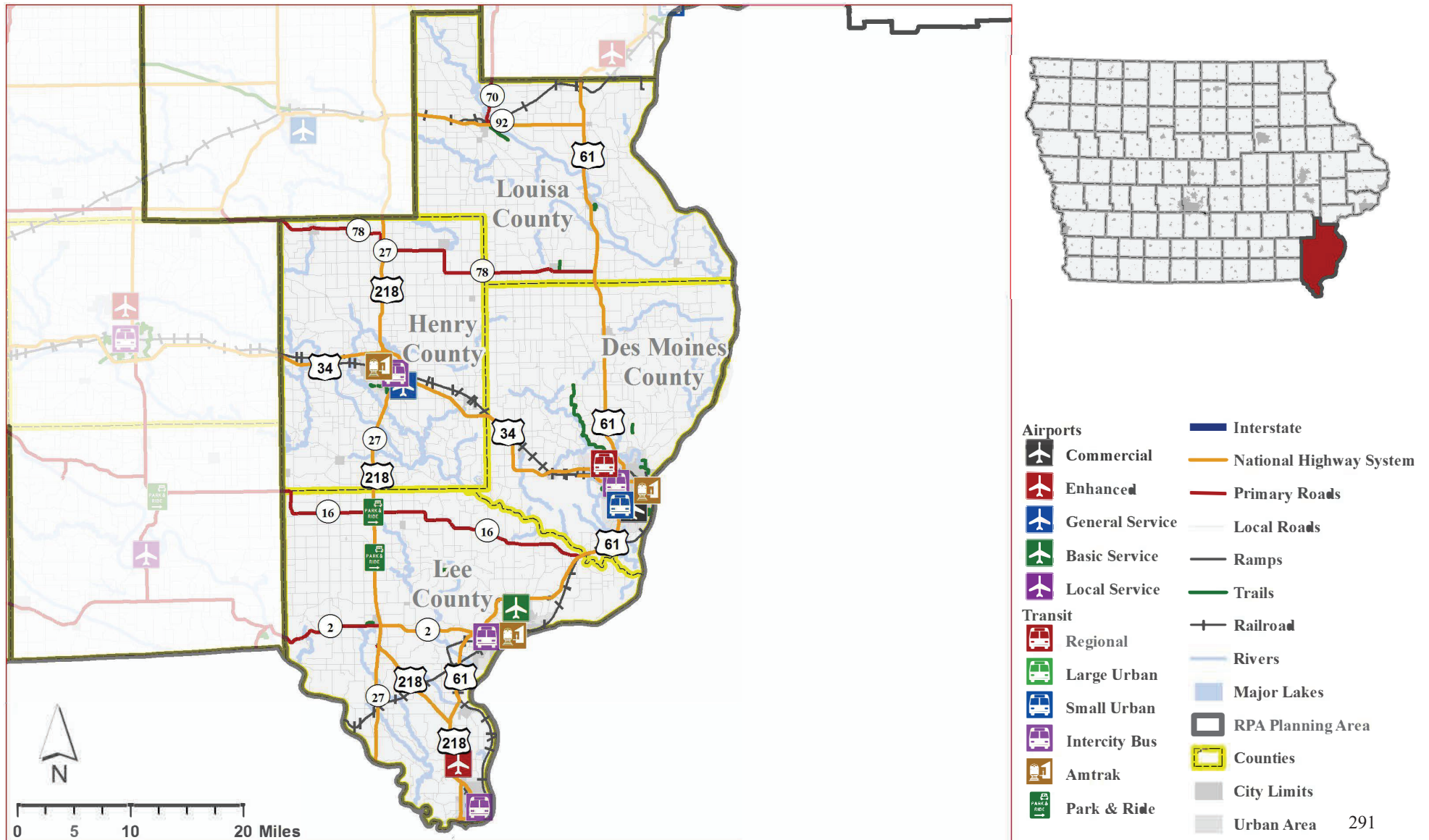
| | | | | | | | | |
|-----------|---|---------------|--------------------|------------------|--|--|--|------------------|
| 52733 | TAP-R-3950()--8T-89 | FHWA Approved | Total | \$596,050 | | | | \$596,050 |
| Keosauqua | In the city of Keosauqua, On FRONT ST, from Van Buren St NE to Lucas St | | Federal Aid | \$318,000 | | | | \$318,000 |
| 24068 | Miscellaneous | | Regional | \$318,000 | | | | \$318,000 |
| | | | Swap | | | | | |

| Project ID | Project Number | Approval Level | | 2024 | 2025 | 2026 | 2027 | Totals |
|------------|----------------|----------------|--|------|------|------|------|--------|
| Sponsor | Location | Letting Date | | | | | | |
| STIP ID | Work Codes | | | | | | | |

TAP

| | | | | | | | | |
|-------------------------------------|--|---------------|--------------------|--|------------------|------------------|--|------------------|
| 52734 | TAP-U-5825())--8I-90 | FHWA Approved | Total | | \$841,005 | | | \$841,005 |
| Ottumwa | In the city of Ottumwa, On Ferry St, Richmond Av and Church St | | Federal Aid | | \$318,000 | | | \$318,000 |
| | Ped/Bike Grade & Pave | | Regional | | \$318,000 | | | \$318,000 |
| | | | Swap | | | | | |
| 52732 | TAP-U-C051())--8I-51 | FHWA Approved | Total | | | \$720,000 | | \$720,000 |
| Jefferson County Conservation Board | On Cedar View Trail, from 32nd Street SW 1.2 miles to 223rd St | | Federal Aid | | | \$318,000 | | \$318,000 |
| | Ped/Bike Paving | | Regional | | | \$318,000 | | \$318,000 |
| | | | Swap | | | | | |

RPA 16 - Southeast Iowa Regional Planning Commission
211 North Gear Avenue, Suite 100, West Burlington, IA 52655
Phone: 319-753-5107, Fax: 319-754-4763, www.seirpc.com



RPA 16

| Project ID | Project Number | Approval Level | | 2024 | 2025 | 2026 | 2027 | Totals |
|------------|----------------|----------------|--|------|------|------|------|--------|
| Sponsor | Location | Letting Date | | | | | | |
| STIP ID | Work Codes | | | | | | | |

Earmark

| | | | | | | | | |
|------------|---|---------------|----------------------|--------------------|--|--|--|--------------------|
| 54769 | EDP-0977(670)--7Y-29 | FHWA Approved | Total | \$5,184,000 | | | | \$5,184,000 |
| Burlington | In the city of Burlington, Trail extending 2 mi from Mason Rd and Haskell St to Madison Ave 360 ft N of Shoquoquon Dr | 11/19/2024 | Federal Aid | \$4,000,000 | | | | \$4,000,000 |
| 24444 | Outside Services Engineering, Ped/Bike Grade & Pave | | Regional Swap | | | | | |

PA Note: Project to be completed in conjunction with 45447. {MsoNormal}

Grant

| | | | | | | | | |
|--------------|---|---------------|----------------------|--|--------------------|--|--|--------------------|
| 52908 | HDP-C044(97)--6B-44 | FHWA Approved | Total | | \$5,000,000 | | | \$5,000,000 |
| Henry County | On 235TH ST, Over BIG CREEK, S7 T71 R06 | 1/22/2025 | Federal Aid | | \$4,000,000 | | | \$4,000,000 |
| | Bridge Replacement-PPCB | | Regional Swap | | | | | |

PA Note: Federal Aid is from a RAISE grant

DOT Note: 2023 RAISE Grant Award - County Bridge Application

| | | | | | | | | |
|------------|---|---------------|----------------------|--|--------------------|--|--|--------------------|
| 52906 | HDP-C056)--6B-56 | FHWA Approved | Total | | \$1,901,000 | | | \$1,901,000 |
| Lee County | On X 32, Over Lost Creek, from 165th St N approx. 0.4 miles; S4 T68 R04 | | Federal Aid | | \$1,520,000 | | | \$1,520,000 |
| | Bridge Replacement-PPCB | | Regional Swap | | | | | |

PA Note: Federal Aid is from a RAISE grant

DOT Note: 2023 RAISE Grant Award - County Bridge Application

HBP

| | | | | | | | | |
|-------------------|---|---------------|----------------------|--------------------|--|--|--|--------------------|
| 12784 | BHOS-C029(94)--5N-29 | FHWA Approved | Total | \$900,000 | | | | \$900,000 |
| Des Moines County | On North Gear Avenue, Over Flint Creek, S23 T70 R3 | 4/16/2024 | Federal Aid | \$900,000 | | | | \$900,000 |
| 24287 | Bridge Rehabilitation | | Regional Swap | | | | | |
| 38943 | BHS-C029(93)--63-29 | FHWA Approved | Total | \$1,000,000 | | | | \$1,000,000 |
| Des Moines County | On Danville Road Bridge, Over Flint Creek, S22 T71 R4 | 4/16/2024 | Federal Aid | \$800,000 | | | | \$800,000 |
| 24288 | Bridge Rehabilitation | | Regional Swap | \$200,000 | | | | \$200,000 |

| Project ID | Project Number | Approval Level | | 2024 | 2025 | 2026 | 2027 | Totals |
|------------|----------------|----------------|--|------|------|------|------|--------|
| Sponsor | Location | Letting Date | | | | | | |
| STIP ID | Work Codes | | | | | | | |

HBP

| | | | | | | | | |
|------------|--|---------------|----------------------|--------------------|--------------------|--|--|---------------------|
| 48654 | BRM-0977(657)--8N-29 | FHWA Approved | Total | \$1,339,725 | \$9,569,466 | | | \$10,909,191 |
| Burlington | In the city of Burlington, on S MAIN ST, over DRAINAGE | 5/21/2024 | Federal Aid | \$1,071,780 | \$1,000,000 | | | \$2,071,780 |
| 24123 | Bridge Replacement, Outside Services Engineering | | Regional Swap | | | | | |

PA Note: Scenic Byways funds for PE; Bridge funds for construction

DOT Note: Project awarded 2022 National Scenic Byways Program funds

| | | | | | | | | |
|--------------|--|---------------|----------------------|--------------------|--|--|--|--------------------|
| 54759 | BROS-2697(637)--8J-56 | FHWA Approved | Total | \$650,000 | | | | \$650,000 |
| Fort Madison | In the city of Fort Madison, On 3RD ST, Over FORK CREEK, S3 T67 R04 | | Federal Aid | \$650,000 | | | | \$650,000 |
| 24440 | Bridge Replacement | | Regional Swap | | | | | |
| 19579 | BROS-C044(98)--5F-44 | FHWA Approved | Total | \$1,010,000 | | | | \$1,010,000 |
| Henry County | On NEBRASKA AVE, Over S. BR. BIG CREEK, S5 T71 R05 | 2/20/2024 | Federal Aid | \$1,000,000 | | | | \$1,000,000 |
| 24158 | Bridge Replacement | | Regional Swap | | | | | |
| 37155 | BROS-C056(113)--8J-56 | FHWA Approved | Total | \$351,000 | | | | \$351,000 |
| Lee County | On 265TH AVE, Over tributary to Devil's Creek, from Chalk Ridge Rd N approx. 500 Feet; NW1/4 S26 T68 R05 | 11/19/2024 | Federal Aid | \$350,000 | | | | \$350,000 |
| 24175 | Bridge Replacement | | Regional Swap | | | | | |
| 37154 | BROS-C056(117)--5F-56 | FHWA Approved | Total | \$551,000 | | | | \$551,000 |
| Lee County | On BELFAST RD, Over MONK CREEK, from 140th Ave east approx.0.8 miles; NE1/4 S2 T66 R07 | 10/15/2024 | Federal Aid | \$550,000 | | | | \$550,000 |
| 24176 | Bridge Replacement | | Regional Swap | | | | | |

| Project ID | Project Number | Approval Level | | 2024 | 2025 | 2026 | 2027 | Totals |
|------------|----------------|----------------|--|------|------|------|------|--------|
| Sponsor | Location | Letting Date | | | | | | |
| STIP ID | Work Codes | | | | | | | |

HBP

| | | | | | | | | |
|-------------------|---|---------------|----------------------|--|------------------|--------------------|--------------------|--------------------|
| 45122 | BROS-C056()--8J-56 | FHWA Approved | Total | | \$501,000 | | | \$501,000 |
| Lee County | On 115TH ST, Over HELL HOLLOW CREEK, from 280th Ave W approx. 0.7 miles; S12 T69 R05 | | Federal Aid | | \$500,000 | | | \$500,000 |
| | Bridge Replacement | | Regional Swap | | | | | |
| 51036 | BROS-C044(#24)--8J-44 | FHWA Approved | Total | | | \$610,000 | | \$610,000 |
| Henry County | On LEXINGTON AVE, Over small creek, S12 T73 R06 | | Federal Aid | | | \$600,000 | | \$600,000 |
| | Bridge Replacement | | Regional Swap | | | | | |
| 45123 | BROS-C056()--8J-56 | FHWA Approved | Total | | | \$401,000 | | \$401,000 |
| Lee County | On 145TH ST, Over West Branch Sugar Creek, from 175th Ave W approx. 0.3 miles; S29 T69 R06 | | Federal Aid | | | \$400,000 | | \$400,000 |
| | Bridge Replacement | | Regional Swap | | | | | |
| 3508 | BROS-C056(63)--5F-56 | FHWA Approved | Total | | | \$1,401,000 | | \$1,401,000 |
| Lee County | On Chalk Ridge Rd, Over Devil's Creek, from 265th Ave east approx. 220 Feet; NW1/4 S26 T68 R5 | 1/22/2025 | Federal Aid | | | \$1,400,000 | | \$1,400,000 |
| | Bridge Replacement | | Regional Swap | | | | | |
| 45936 | BHS-C044(199)--63-44 | FHWA Approved | Total | | | | \$310,000 | \$310,000 |
| Henry County | On X23, Over SKUNK RIVER, S28, T-70N, R-5W | | Federal Aid | | | | \$240,000 | \$240,000 |
| | Bridge Rehabilitation | | Regional Swap | | | | \$60,000 | \$60,000 |
| 53315 | BROS-C056()--8J-56 | FHWA Approved | Total | | | | \$301,000 | \$301,000 |
| Lee County | On 270TH AVE, Over LAMALEES CREEK, from J82 N approx. 0.6 miles; S35 T66 R05 | | Federal Aid | | | | \$300,000 | \$300,000 |
| | Bridge Replacement | | Regional Swap | | | | | |
| 47049 | BRS-C029(D2)--60-29 | FHWA Approved | Total | | | | \$1,000,000 | \$1,000,000 |
| Des Moines County | On X 40, Over FLINT RIVER, S01, R70, R04 | | Federal Aid | | | | \$800,000 | \$800,000 |
| | Bridge Replacement | | Regional Swap | | | | \$200,000 | \$200,000 |

| Project ID | Project Number | Approval Level | | 2024 | 2025 | 2026 | 2027 | Totals |
|--|---|----------------|----------------------|--------------------|---------------------|------|--------------------|---------------------|
| Sponsor | Location | Letting Date | | | | | | |
| STIP ID | Work Codes | | | | | | | |
| HBP | | | | | | | | |
| 47052 | BRS-C029(PG16)--60-29 | FHWA Approved | Total | | | | \$1,000,000 | \$1,000,000 |
| Des Moines County | On BEAVERDALE RD, Over FLINT RIVER, S23 T71 R04 | | Federal Aid | | | | \$800,000 | \$800,000 |
| | Bridge Replacement | | Regional Swap | | | | \$200,000 | \$200,000 |
| HSIP | | | | | | | | |
| 54575 | HSIPX-218()--3L-56 | FHWA Approved | Total | \$2,474,000 | | | | \$2,474,000 |
| Iowa Department of Transportation | US 218: Approx 0.1 mi S of the Henry Co Line to N of the Big Creek Bridge | | Federal Aid | \$2,226,600 | | | | \$2,226,600 |
| 24331 | PCC Paved Shoulder - Repair | | Regional Swap | | | | | |
| ILL | | | | | | | | |
| 53124 | ILL-C044(Old 34)--92-44 | FHWA Approved | Total | \$1,200,000 | | | | \$1,200,000 |
| Henry County | On OLD HWY 34, from Franklin Avenue E 1 miles to Bridge | | Federal Aid | | | | | |
| | PCC Pavement - Replace | | Regional Swap | | | | | |
| 53123 | ILL-C044(W55)--92-44 | FHWA Approved | Total | \$2,200,000 | | | | \$2,200,000 |
| Henry County | On W55, Skunk River bridge to Old Hwy 34 | | Federal Aid | | | | | |
| | HMA Pavement - Replace | | Regional Swap | | | | | |
| 52923 | ILL-2697()--93-56 | FHWA Approved | Total | | \$12,200,000 | | | \$12,200,000 |
| Fort Madison | In the city of Fort Madison, On AVE H and AVE L from 18TH ST to 20TH ST, and on 18TH ST and 20TH ST from AVE H to AVE L | | Federal Aid | | | | | |
| | Grade and Pave, Outside Services Engineering, Ped/Bike Grade & Pave | | Regional Swap | | | | | |
| PA Note: Application submitted for RAISE grant | | | | | | | | |
| 52926 | ILL-3942()--93-56 | FHWA Approved | Total | | \$1,715,000 | | | \$1,715,000 |
| Keokuk | In the city of Keokuk, Keokuk Rail Bridge over Mississippi River | | Federal Aid | | | | | |
| | Environmental Assessment, Outside Services Engineering, Outside Services Bridge Inspection | | Regional Swap | | | | | |
| PA Note: Application submitted for RAISE grant | | | | | | | | |
| 53136 | ILL-C044(J20)--92-44 | FHWA Approved | Total | | | | \$4,500,000 | \$4,500,000 |
| Henry County | On Salem Road (J20), from the Intersection of J20 & W55 E to Intersection of HWY 218 & J20 | | Federal Aid | | | | | |
| | | | Regional | | | | | |

| | | | | | | | | | |
|------------------------|--|--|--|--|--|--|--|--|--|
| PCC Pavement - Replace | | | | | | | | | |
|------------------------|--|--|--|--|--|--|--|--|--|

| | | | | | | | | | |
|--|--|------|--|--|--|--|--|--|--|
| | | Swap | | | | | | | |
|--|--|------|--|--|--|--|--|--|--|

| Project ID | Project Number | Approval Level | | 2024 | 2025 | 2026 | 2027 | Totals |
|------------|----------------|----------------|--|------|------|------|------|--------|
| Sponsor | Location | Letting Date | | | | | | |
| STIP ID | Work Codes | | | | | | | |

ILL

| | | | | | | | | |
|--------------|---|---------------|----------------------|--|--|--|-------------|-------------|
| 53143 | ILL-C044(X23)--92-44 | FHWA Approved | Total | | | | \$6,000,000 | \$6,000,000 |
| Henry County | On Racine Avenue (X23), from the intersection of X23 & H28 S to intersection of X23 & 260th St. | | Federal Aid | | | | | |
| | PCC Pavement - Replace | | Regional Swap | | | | | |

NHPP

| | | | | | | | | |
|-----------------------------------|---|---------------|----------------------|--------------|--------------|--------------|-----------|--------------|
| 39230 | NHSX-061()--3H-29 | FHWA Approved | Total | \$20,336,000 | \$3,514,000 | \$33,809,000 | \$374,000 | \$58,033,000 |
| Iowa Department of Transportation | US 61: N of Mediapolis to 0.5 mi N of IA 78 | | Federal Aid | \$16,268,800 | \$2,811,200 | \$27,047,200 | | \$46,127,200 |
| 24315 | Pave, Culvert New, Grading | | Regional Swap | | | | | |
| 38226 | NHSX-061()--3H-29 | FHWA Approved | Total | | \$26,520,000 | \$1,461,000 | | \$27,981,000 |
| Iowa Department of Transportation | US 61: S of 210th St to N of Mediapolis | | Federal Aid | | \$21,216,000 | \$1,168,800 | | \$22,384,800 |
| | Grade and Pave, Pavement Rehab, Traffic Signs | | Regional Swap | | | | | |
| 48607 | NHSX-061()--3H-58 | FHWA Approved | Total | | \$7,761,000 | \$59,680,000 | | \$67,441,000 |
| Iowa Department of Transportation | US 61: 0.5 mi N of IA 78 to 2.0 mi S of IA 92 | | Federal Aid | | \$6,208,800 | \$47,744,000 | | \$53,952,800 |
| | Grade and Pave, Culvert New, Grading | | Regional Swap | | | | | |

PRF

| | | | | | | | | |
|-----------------------------------|--|---------------|----------------------|-------------|----------|----------|----------|-------------|
| 52700 | BRFN-019()--39-56 | FHWA Approved | Total | \$1,157,000 | | | | \$1,157,000 |
| Iowa Department of Transportation | IA 136: Soap Creek and BNSF RR 1.8 mi E of US 61 in Keokuk | | Federal Aid | | | | | |
| | Bridge Deck Overlay | | Regional Swap | | | | | |
| 52639 | BRFN-019()--39-56 | FHWA Approved | Total | \$20,000 | \$20,000 | \$20,000 | \$20,000 | \$80,000 |
| Iowa Department of Transportation | IA 136: Mississippi River in Keokuk (State Share) | | Federal Aid | | | | | |
| | Bridge Cleaning | | Regional Swap | | | | | |

| Project ID | Project Number | Approval Level | | 2024 | 2025 | 2026 | 2027 | Totals |
|------------|----------------|----------------|--|------|------|------|------|--------|
| Sponsor | Location | Letting Date | | | | | | |
| STIP ID | Work Codes | | | | | | | |

PRF

| | | | | | | | | |
|-----------------------------------|---|---------------|----------------------|--------------------|--------------------|-----------------|-----------------|--------------------|
| 45263 | BRFN-034()--39-29 | FHWA Approved | Total | \$677,000 | | | | \$677,000 |
| Iowa Department of Transportation | US 34: Curran St 0.8 mi E of US 61 in Burlington | | Federal Aid | | | | | |
| | Bridge Rehabilitation | | Regional Swap | | | | | |
| 37924 | BRFN-034()--39-29 | FHWA Approved | Total | \$50,000 | \$50,000 | \$50,000 | \$50,000 | \$200,000 |
| Iowa Department of Transportation | US 34: Mississippi River in Burlington (State Share) | | Federal Aid | | | | | |
| | Bridge Cleaning | | Regional Swap | | | | | |
| 45265 | BRFN-034()--39-29 | FHWA Approved | Total | \$1,059,000 | \$1,692,000 | | | \$2,751,000 |
| Iowa Department of Transportation | US 34: WB Ramp to US 34 0.4 mi W of IL in Burlington | | Federal Aid | | | | | |
| | Bridge Deck Overlay | | Regional Swap | | | | | |
| 45333 | BRFN-034()--39-29 | FHWA Approved | Total | \$568,000 | | | | \$568,000 |
| Iowa Department of Transportation | US 34: 8th St 1.8 mi E of US 61 in Burlington | | Federal Aid | | | | | |
| | Bridge Deck Overlay | | Regional Swap | | | | | |
| 52494 | NHSN-061()--2R-29 | FHWA Approved | Total | \$1,440,000 | | | | \$1,440,000 |
| Iowa Department of Transportation | US 61: Mitigation for Memorial Park Rd in Burlington to 1 mi N of IA 78 | | Federal Aid | | | | | |
| | Wetland Mitigation | | Regional Swap | | | | | |
| 48541 | NHSN-218()--2R-56 | FHWA Approved | Total | \$248,000 | | | | \$248,000 |
| Iowa Department of Transportation | US 218: Weigh Station S of Co Rd J38/130th St | | Federal Aid | | | | | |
| | Grade and Pave | | Regional Swap | | | | | |
| 54624 | STPN-070()--2J-58 | FHWA Approved | Total | \$2,033,000 | | | | \$2,033,000 |
| Iowa Department of Transportation | IA 70: N of IA 92 to IA 22 | | Federal Aid | | | | | |
| | Pavement Rehab | | Regional Swap | | | | | |

| Project ID | Project Number | Approval Level | | 2024 | 2025 | 2026 | 2027 | Totals |
|------------|----------------|----------------|--|------|------|------|------|--------|
| Sponsor | Location | Letting Date | | | | | | |
| STIP ID | Work Codes | | | | | | | |

PRF

| | | | | | | | | |
|-----------------------------------|---|---------------|----------------------|--|--------------------|------------------|--|--------------------|
| 48451 | BRFN-034())--39-29 | FHWA Approved | Total | | \$766,000 | | | \$766,000 |
| Iowa Department of Transportation | US 34: W Burlington Ave 0.5 mi W of US 61 (EB) | | Federal Aid | | | | | |
| | Bridge Deck Overlay | | Regional Swap | | | | | |
| 48593 | BRFN-034())--39-29 | FHWA Approved | Total | | \$228,000 | | | \$228,000 |
| Iowa Department of Transportation | US 34: W Burlington Ave 0.5 mi W of US 61 (WB) | | Federal Aid | | | | | |
| | Bridge Rehabilitation | | Regional Swap | | | | | |
| 48459 | BRFN-061())--39-29 | FHWA Approved | Total | | \$1,937,000 | | | \$1,937,000 |
| Iowa Department of Transportation | US 61: US 34 in Burlington | | Federal Aid | | | | | |
| | Bridge Deck Overlay | | Regional Swap | | | | | |
| 45358 | BRFN-218())--39-44 | FHWA Approved | Total | | \$4,899,000 | | | \$4,899,000 |
| Iowa Department of Transportation | US 218: North Fish Creek 1.1 mi N of Co Rd J20 (NB) | | Federal Aid | | | | | |
| | Bridge New | | Regional Swap | | | | | |
| 48427 | STPN-078())--2J-44 | FHWA Approved | Total | | \$1,011,000 | | | \$1,011,000 |
| Iowa Department of Transportation | IA 78: Stream 0.3 mi W of E Jct Co Rd W66 | | Federal Aid | | | | | |
| | Bridge New, Right of Way | | Regional Swap | | | | | |
| 52701 | BRFN-016())--39-56 | FHWA Approved | Total | | | \$596,000 | | \$596,000 |
| Iowa Department of Transportation | IA 16: Little Cedar Creek 1.7 mi E of Co Rd W46 | | Federal Aid | | | | | |
| | Bridge Deck Overlay | | Regional Swap | | | | | |
| 52702 | BRFN-061())--39-58 | FHWA Approved | Total | | | \$418,000 | | \$418,000 |
| Iowa Department of Transportation | US 61: DME RR 3.4 mi N of W Jct IA 92 (NB) | | Federal Aid | | | | | |
| | Bridge Deck Overlay | | Regional Swap | | | | | |

| Project ID | Project Number | Approval Level | | 2024 | 2025 | 2026 | 2027 | Totals |
|------------|----------------|----------------|--|------|------|------|------|--------|
| Sponsor | Location | Letting Date | | | | | | |
| STIP ID | Work Codes | | | | | | | |

PRF

| | | | | | | | | |
|-----------------------------------|---|---------------|----------------------|--|--|------------------|--|------------------|
| 52646 | BRFN-092())--39-58 | FHWA Approved | Total | | | \$614,000 | | \$614,000 |
| Iowa Department of Transportation | IA 92: Main St and Collins Rd 0.3 mi W of IA 70 in Columbus Jct | | Federal Aid | | | | | |
| | Bridge Deck Overlay | | Regional Swap | | | | | |
| 52647 | BRFN-218())--39-56 | FHWA Approved | Total | | | \$807,000 | | \$807,000 |
| Iowa Department of Transportation | US 218: BNSF RR 4.4 mi S of US 61 | | Federal Aid | | | | | |
| | Bridge Deck Overlay | | Regional Swap | | | | | |

STBG

| | | | | | | | | |
|-----------------------------------|--|---------------|----------------------|--------------------|------------------|------------------|------------------|--------------------|
| 52698 | BRF-019())--38-56 | FHWA Approved | Total | \$5,000,000 | | | | \$5,000,000 |
| Iowa Department of Transportation | IA 136: Mississippi River in Keokuk (State Share) | | Federal Aid | \$4,000,000 | | | | \$4,000,000 |
| 24375 | Bridge Deck Overlay | | Regional Swap | | | | | |
| 949 | RGPL-PA16(RTP)--ST-00 | FHWA Approved | Total | \$189,220 | \$189,220 | \$189,220 | \$189,220 | \$756,880 |
| RPA 16 | SEIRPC: RPA 16 TRANSPORTATION PLANNING | | Federal Aid | \$151,320 | \$151,320 | \$151,320 | \$151,320 | \$605,280 |
| 24018 | Trans Planning | | Regional Swap | \$151,320 | \$151,320 | \$151,320 | \$151,320 | \$605,280 |
| 52735 | RGTR-())--ST-29 | FHWA Approved | Total | \$134,900 | | | | \$134,900 |
| RPA 16 | SEIBUS: Purchase of two Conversion Vans | | Federal Aid | \$107,920 | | | | \$107,920 |
| 24069 | Transit Investments | | Regional Swap | \$107,920 | | | | \$107,920 |
| 54621 | STP-078())--2C-44 | FHWA Approved | Total | \$3,098,000 | | | | \$3,098,000 |
| Iowa Department of Transportation | IA 78: WCL Wayland to Olds | | Federal Aid | \$2,478,400 | | | | \$2,478,400 |
| 24349 | Pavement Rehab | | Regional Swap | | | | | |
| 45116 | STP-S-C056(114)--5E-56 | FHWA Approved | Total | \$2,701,000 | | | | \$2,701,000 |
| Lee County | On J40, from US 218 / Hwy 27 E 5.9 miles to West Point Corp Limits | 11/21/2023 | Federal Aid | \$1,700,299 | | | | \$1,700,299 |
| 24174 | Pavement Rehab | | Regional Swap | \$1,700,299 | | | | \$1,700,299 |

| Project ID | Project Number | Approval Level | | 2024 | 2025 | 2026 | 2027 | Totals |
|------------|----------------|----------------|--|------|------|------|------|--------|
| Sponsor | Location | Letting Date | | | | | | |
| STIP ID | Work Codes | | | | | | | |

STBG

| | | | | | | | | |
|-----------------------------------|--|---------------|----------------------|--------------------|--------------------|--------------------|--------------------|--------------------|
| 32282 | STP-S-TSF-C044(96)--5P-44 | FHWA Approved | Total | \$3,950,000 | | | | \$3,950,000 |
| Henry County | On W55, from Skunk River bridge S to J20 in Salem | 2/20/2024 | Federal Aid | \$1,699,545 | | | | \$1,699,545 |
| 24157 | HMA Pavement - Replace | | Regional Swap | \$1,699,545 | | | | \$1,699,545 |
| 48606 | BRF-061()--38-29 | FHWA Approved | Total | | \$15,000 | \$868,000 | | \$883,000 |
| Iowa Department of Transportation | US 61: Branch Smith Creek 1.0 mi S of Louisa Co Bridge New, Right of Way | | Federal Aid | | | \$694,400 | | \$694,400 |
| | | | Regional Swap | | | | | |
| 48419 | BRF-218()--38-44 | FHWA Approved | Total | | \$2,260,000 | | | \$2,260,000 |
| Iowa Department of Transportation | US 218: South Fish Creek 0.7 mi N of Co Rd J20 (NB) | | Federal Aid | | \$1,808,000 | | | \$1,808,000 |
| | Bridge New, Right of Way | | Regional Swap | | | | | |
| 24843 | STP-S-C029(DMC99)--5E-29 | FHWA Approved | Total | | \$4,500,000 | | | \$4,500,000 |
| Des Moines County | On X99, from Burlington CL to Meeker's Landing Road | | Federal Aid | | \$1,815,417 | | | \$1,815,417 |
| | Pavement Rehab | | Regional Swap | | \$1,815,417 | | | \$1,815,417 |
| 52699 | BRF-002()--38-56 | FHWA Approved | Total | | | \$1,028,000 | | \$1,028,000 |
| Iowa Department of Transportation | IA 2: Big Sugar Creek 3.4 mi W of W Jct US 61 Bridge Deck Overlay | | Federal Aid | | | \$822,400 | | \$822,400 |
| | | | Regional Swap | | | | | |
| 50896 | STP-S-C058(X99)--5E-58 | FHWA Approved | Total | | | \$2,800,000 | | \$2,800,000 |
| Louisa County | On X 99, FROM COUNTY LINE TO E AVENUE | | Federal Aid | | | \$1,796,674 | | \$1,796,674 |
| | HMA Resurfacing with Milling | | Regional Swap | | | \$1,796,674 | | \$1,796,674 |
| 54541 | BRF-016()--38-56 | FHWA Approved | Total | | | | \$3,128,000 | \$3,128,000 |
| Iowa Department of Transportation | IA 16: Sugar Creek 0.3 mi W of US 218 Bridge New, Right of Way | | Federal Aid | | | | \$2,502,400 | \$2,502,400 |
| | | | Regional Swap | | | | | |

| Project ID | Project Number | Approval Level | | 2024 | 2025 | 2026 | 2027 | Totals |
|------------|----------------|----------------|--|------|------|------|------|--------|
| Sponsor | Location | Letting Date | | | | | | |
| STIP ID | Work Codes | | | | | | | |

STBG

| | | | | | | | | |
|-----------------------------------|---|---------------|----------------------|--|--|--|--------------------|--------------------|
| 54579 | BRF-034()--38-29 | FHWA Approved | Total | | | | \$1,570,000 | \$1,570,000 |
| Iowa Department of Transportation | US 34: BNSSF RR and City Streets 1.5 mi E of US 61 in Burlington (EB/WB) | | Federal Aid | | | | \$1,256,000 | \$1,256,000 |
| | Bridge Rehabilitation | | Regional Swap | | | | | |
| 54667 | BRF-034()--38-29 | FHWA Approved | Total | | | | \$474,000 | \$474,000 |
| Iowa Department of Transportation | US 34: Broadway Ave 1.0 mi W of US 61 in Burlington (WB) | | Federal Aid | | | | \$379,200 | \$379,200 |
| | Bridge Deck Overlay | | Regional Swap | | | | | |
| 54679 | BRF-034()--38-29 | FHWA Approved | Total | | | | \$785,000 | \$785,000 |
| Iowa Department of Transportation | US 34: BNSF RR and City Streets 1.4 mi E of US 61 in Burlington (EB Ramp) | | Federal Aid | | | | \$628,000 | \$628,000 |
| | Bridge Rehabilitation | | Regional Swap | | | | | |
| 52645 | BRF-061()--38-29 | FHWA Approved | Total | | | | \$1,588,000 | \$1,588,000 |
| Iowa Department of Transportation | US 61: Skunk River 0.5 mi N of IA 16 (SB) | | Federal Aid | | | | \$1,270,400 | \$1,270,400 |
| | Bridge Deck Overlay | | Regional Swap | | | | | |
| 52521 | BRF-061()--38-56 | FHWA Approved | Total | | | | \$3,257,000 | \$3,257,000 |
| Iowa Department of Transportation | US 61: Lost Creek 2.4 mi S of IA 16 (NB) | | Federal Aid | | | | \$2,605,600 | \$2,605,600 |
| | Bridge New, Right of Way | | Regional Swap | | | | | |
| 45883 | STP-S-C056()--5E-56 | FHWA Approved | Total | | | | \$4,125,029 | \$4,125,029 |
| Lee County | On W 62, from Hwy 27 E approx. 9.5 miles to Hwy 61 | | Federal Aid | | | | \$1,832,974 | \$1,832,974 |
| | Pavement Rehab | | Regional Swap | | | | \$1,832,974 | \$1,832,974 |

SWAP-STBG

| | | | | | | | | |
|------------|---|---------------|----------------------|--------------------|--|--|--|--------------------|
| 36915 | STBG-SWAP-0977()--SG-29 | FHWA Approved | Total | \$4,500,000 | | | | \$4,500,000 |
| Burlington | In the city of Burlington, On WASHINGTON ST, from Front Street W to approximately 100 feet east of Hawkeye Street | | Federal Aid | | | | | |
| | Grade and Pave, Outside Services Engineering, Ped/Bike Grade & Pave | | Regional Swap | \$867,275 | | | | \$867,275 |
| | | | | \$867,275 | | | | \$867,275 |

| Project ID | Project Number | Approval Level | | 2024 | 2025 | 2026 | 2027 | Totals |
|--|--|----------------|--------------------|--------------------|--------------------|--------------------|--------------------|--------------------|
| Sponsor | Location | Letting Date | | | | | | |
| STIP ID | Work Codes | | | | | | | |
| SWAP-STBG | | | | | | | | |
| 38314 | STBG-SWAP-0977(656)--SG-29 | FHWA Approved | Total | \$2,161,503 | | | | \$2,161,503 |
| Burlington | In the city of Burlington, On 9TH ST, from Angular St S to South St, and on MADISON AVE, from South St S to Sunset Ave | 4/16/2024 | Federal Aid | | | | | |
| | Grade and Pave, Outside Services Engineering, Ped/Bike Grade & Pave | | Regional | \$420,469 | | | | \$420,469 |
| | | | Swap | \$420,469 | | | | \$420,469 |
| 39155 | STBG-SWAP-0977(658)--SG-29 | FHWA Approved | Total | \$1,597,523 | | | | \$1,597,523 |
| Burlington | In the city of Burlington, On AGENCY ST, from Melrose Ct E to Curran St | 3/19/2024 | Federal Aid | | | | | |
| | Grade and Pave, Outside Services Engineering, Ped/Bike Grade & Pave | | Regional | \$1,544,578 | | | | \$1,544,578 |
| | | | Swap | \$1,544,578 | | | | \$1,544,578 |
| PA Note: Includes sidewalks along blocks adjoining the intersection of Agency and Curran | | | | | | | | |
| 45447 | STBG-SWAP-0977(659)--SG-29 | FHWA Approved | Total | \$2,912,002 | | | | \$2,912,002 |
| Burlington | In the city of Burlington, on SUMMER ST, from Harrison Ave S to Koestner St | 11/19/2024 | Federal Aid | | | | | |
| | Grade and Pave, Outside Services Engineering, Ped/Bike Grade & Pave | | Regional | \$1,415,169 | | | | \$1,415,169 |
| | | | Swap | \$1,415,169 | | | | \$1,415,169 |
| 38312 | STBG-SWAP-2697(638)--SG-56 | FHWA Approved | Total | \$1,560,000 | | | | \$1,560,000 |
| Fort Madison | In the city of Fort Madison, On AVE L, from 20th St. W to 30th St. | 2/20/2024 | Federal Aid | | | | | |
| | Pavement Rehab, Outside Services Engineering, Ped/Bike Grade & Pave | | Regional | \$780,000 | | | | \$780,000 |
| | | | Swap | \$780,000 | | | | \$780,000 |
| 48640 | STBG-SWAP-2697()--SG-56 | FHWA Approved | Total | | \$1,998,000 | | | \$1,998,000 |
| Fort Madison | In the city of Fort Madison, On AVE L, from 30th St W to 35th St, and on AVE O from 36th St W to 41st St | | Federal Aid | | | | | |
| | Pavement Rehab, Outside Services Engineering, Ped/Bike Grade & Pave | | Regional | | \$1,529,200 | | | \$1,529,200 |
| | | | Swap | | \$1,529,200 | | | \$1,529,200 |
| 52723 | STBG-SWAP-5292()--SG-44 | FHWA Approved | Total | | | \$2,944,780 | | \$2,944,780 |
| Mount Pleasant | In the city of Mount Pleasant, On Winfield Ave, from Broadway St E to Grand Ave | | Federal Aid | | | | | |
| | Grade and Pave, Outside Services Engineering, Ped/Bike Grade & Pave | | Regional | | | \$1,470,006 | | \$1,470,006 |
| | | | Swap | | | \$1,470,006 | | \$1,470,006 |
| PA Note: Project co-sponsored by Henry County | | | | | | | | |
| 54737 | STBG-SWAP-0977()--SG-29 | FHWA Approved | Total | | | | \$2,230,000 | \$2,230,000 |
| Burlington | In the city of Burlington, on SUNNYSIDE AVE, from Roosevelt Ave to Osborn St | | Federal Aid | | | | | |
| | Grade and Pave, HMA Resurfacing, Outside Services Engineering | | Regional | | | | \$1,499,706 | \$1,499,706 |
| | | | Swap | | | | \$1,499,706 | \$1,499,706 |

| Project ID | Project Number | Approval Level | | 2024 | 2025 | 2026 | 2027 | Totals |
|------------|----------------|----------------|--|------|------|------|------|--------|
| Sponsor | Location | Letting Date | | | | | | |
| STIP ID | Work Codes | | | | | | | |

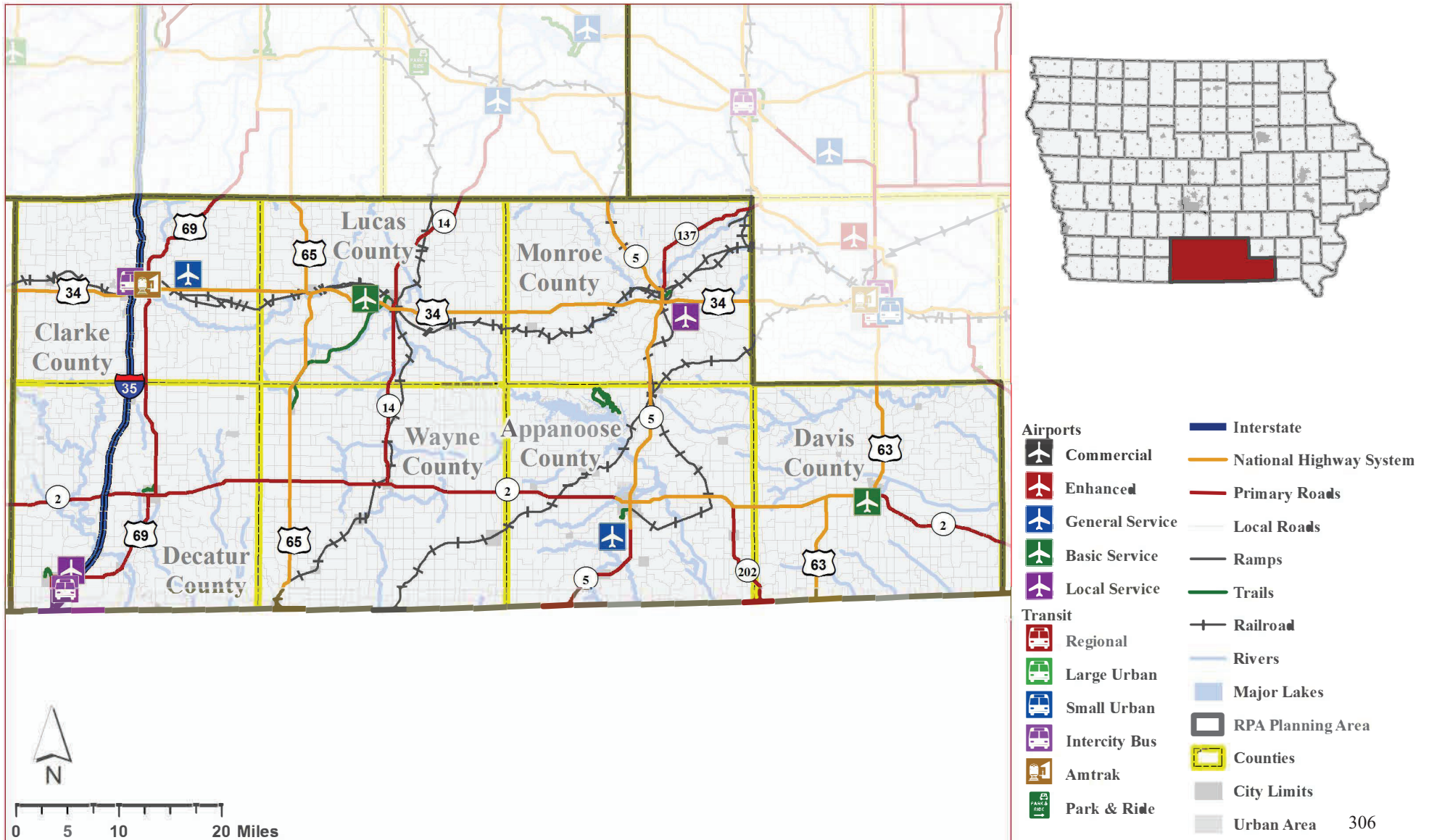
TAP

| | | | | | | | | |
|-----------------|---|---------------|--------------------|--------------------|--|--|--|--------------------|
| 39158 | TAP-U-2697(635)--8I-56 | FHWA Approved | Total | \$525,477 | | | | \$525,477 |
| Fort Madison | In the city of Fort Madison, trail along 48th St from | 2/20/2024 | Federal Aid | \$375,000 | | | | \$375,000 |
| 24104 | Avenue L north to River Valley Rd | | Regional | \$375,000 | | | | \$375,000 |
| | Pipe Culverts/Extension, Traffic Signals, Pavement | | Swap | | | | | |
| | Markings, Ped/Bike Grade & Pave | | | | | | | |
| 45448 | TAP-U-3942(618)--8I-56 | FHWA Approved | Total | \$1,182,371 | | | | \$1,182,371 |
| Keokuk | In the city of Keokuk, trail along Mississippi River from | 2/20/2024 | Federal Aid | \$347,534 | | | | \$347,534 |
| 24116 | Victory Park S 1.0 mi. to boat launch | | Regional | \$347,534 | | | | \$347,534 |
| | Subdrains, Outside Services Engineering, Ped/Bike | | Swap | | | | | |
| | Grade & Pave | | | | | | | |
| 48641 | TAP-U-8255(611)--8I-29 | FHWA Approved | Total | \$1,141,920 | | | | \$1,141,920 |
| West Burlington | In the city of West Burlington, trail along S Gear Ave | 12/19/2023 | Federal Aid | \$548,111 | | | | \$548,111 |
| 24056 | south 0.6 mi. from W Huston St to US 34 SE Ramp | | Regional | \$548,111 | | | | \$548,111 |
| | Bridge Deck Overlay, Outside Services Engineering, | | Swap | | | | | |
| | Ped/Bike Grade & Pave | | | | | | | |

RPA 17 - Chariton Valley Planning and Development

308 North 12th Street, Centerville, IA 52544

Phone: 641-437-4359, Fax: 641-437-1161, www.charitonvalleyplanning.com



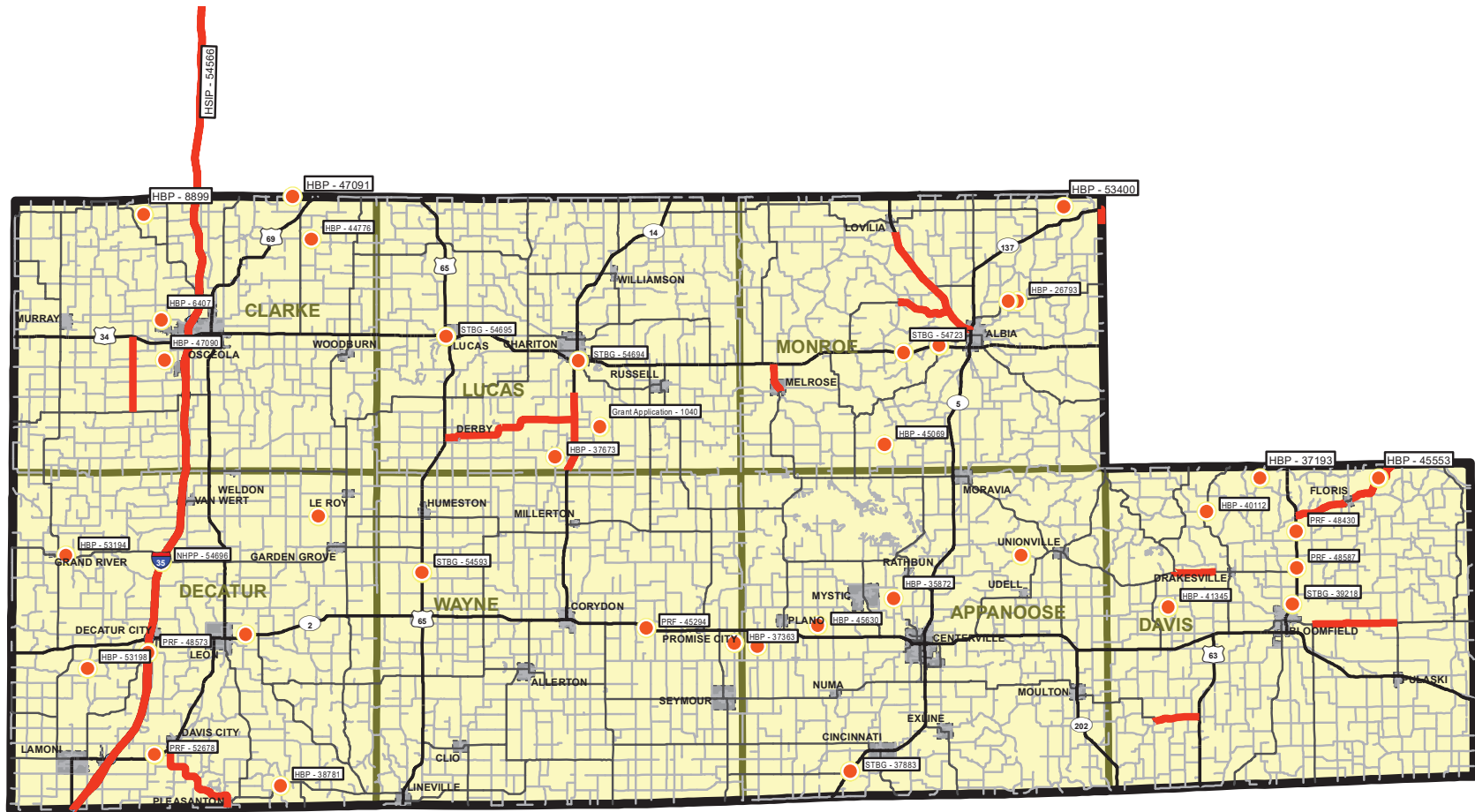
2024 Transportation Improvement Program

Map key:

- / — Road or Bridge work
- STBG-5771 Funding program ("STBG") and TPMS ID number ("5771")

To locate project in print listing:

1. Look under funding program - i.e. STBG, TAP, etc.
2. Locate county in which project sits
3. Find the TPMS number - e.g. "10238"



RPA 17

| Project ID | Project Number | Approval Level | | 2024 | 2025 | 2026 | 2027 | Totals |
|------------|----------------|----------------|--|------|------|------|------|--------|
| Sponsor | Location | Letting Date | | | | | | |
| STIP ID | Work Codes | | | | | | | |

Grant Application

| | | | | | | | | |
|--------------|----------------------------------|---------------|--------------------|--|-------------|--|--|-------------|
| 1040 | DGA-C059(28)--XT-59 | FHWA Approved | Total | | \$3,250,000 | | | \$3,250,000 |
| Lucas County | On H 50, Over UP RR, S21 T71 R21 | 6/17/2025 | Federal Aid | | | | | |
| | Bridge Replacement | | Regional | | | | | |
| | | | Swap | | | | | |
| | | | Grant App | | \$2,560,000 | | | \$2,560,000 |

HBP

| | | | | | | | | |
|------------------|--|---------------|--------------------|-------------|--|--|--|-------------|
| 6407 | BROS-5772(606)--5F-20 | FHWA Approved | Total | \$1,000,000 | | | | \$1,000,000 |
| Clarke County | On KANSAS ST, Over S SQUAW CREEK, S15 T72 R26 | 5/21/2024 | Federal Aid | \$1,000,000 | | | | \$1,000,000 |
| 24219 | Bridge Replacement | | Regional | | | | | |
| | | | Swap | | | | | |
| 45630 | BROS-C004(121)--8J-04 | FHWA Approved | Total | \$900,000 | | | | \$900,000 |
| Appanoose County | On 150TH AVE, Over WALNUT CREEK, from IA 2 N 0.8 miles to bridge S25 T69 R19 | 12/19/2023 | Federal Aid | \$900,000 | | | | \$900,000 |
| 24424 | Bridge Replacement | | Regional | | | | | |
| | | | Swap | | | | | |
| 39597 | BROS-C004(122)--5F-04 | FHWA Approved | Total | \$640,000 | | | | \$640,000 |
| Appanoose County | On 110th Ave, Over Walnut Creek, from IA 2 South 1.1 Miles, on WLINE S32 T69 R19 | 12/19/2023 | Federal Aid | \$640,000 | | | | \$640,000 |
| 24423 | Bridge Replacement | | Regional | | | | | |
| | | | Swap | | | | | |
| 44776 | BROS-C020(123)--5F-20 | FHWA Approved | Total | \$500,000 | | | | \$500,000 |
| Clarke County | On PACIFIC ST, Over OTTER CREEK, S17 T73 R24 | 1/17/2024 | Federal Aid | \$500,000 | | | | \$500,000 |
| 24220 | Bridge Replacement | | Regional | | | | | |
| | | | Swap | | | | | |
| 37193 | BROS-C026(114)--8J-26 | FHWA Approved | Total | \$1,000,000 | | | | \$1,000,000 |
| Davis County | On Kress Ave, 0.6 miles North of 125th St | 1/17/2024 | Federal Aid | \$1,000,000 | | | | \$1,000,000 |
| 24172 | Bridge Replacement | | Regional | | | | | |
| | | | Swap | | | | | |

| Project ID | Project Number | Approval Level | | 2024 | 2025 | 2026 | 2027 | Totals |
|------------------|--|----------------|----------------------|--------------------|--------------------|------|------|--------------------|
| Sponsor | Location | Letting Date | | | | | | |
| STIP ID | Work Codes | | | | | | | |
| HBP | | | | | | | | |
| 45553 | BRS-C026(125)--60-26 | FHWA Approved | Total | \$2,000,000 | | | | \$2,000,000 |
| Davis County | On J 15, Over SOAP CREEK, S7 T70 R12 | 11/19/2024 | Federal Aid | \$1,600,000 | | | | \$1,600,000 |
| 24173 | Bridge Replacement | | Regional Swap | \$400,000 | | | | \$400,000 |
| 26792 | BRS-C068(76)--60-68 | FHWA Approved | Total | \$1,050,000 | | | | \$1,050,000 |
| Monroe County | On H 27, Over UP RR, from 677th Ave W 0.1 miles to Bridge S12 T72 R17 | 1/17/2024 | Federal Aid | \$840,000 | | | | \$840,000 |
| 24196 | Bridge Removal | | Regional Swap | \$210,000 | | | | \$210,000 |
| 26793 | BRS-C068(77)--60-68 | FHWA Approved | Total | \$3,450,000 | | | | \$3,450,000 |
| Monroe County | On H27, 165th st, Over BNSF RR, from 685th Ave W .1 miles to said Bridge S6 T72 R16 | 1/17/2024 | Federal Aid | \$2,760,000 | | | | \$2,760,000 |
| 24195 | Bridge Replacement | | Regional Swap | \$690,000 | | | | \$690,000 |
| 35872 | BROS-C004(105)--5F-04 | FHWA Approved | Total | | \$1,400,000 | | | \$1,400,000 |
| Appanoose County | On 200th Ave, Over Walnut Creek, from 477th Street S 0.7 miles to Clarkdale Bridge S14 T69 R18 | 11/19/2024 | Federal Aid | | \$1,400,000 | | | \$1,400,000 |
| | Bridge Replacement | | Regional Swap | | | | | |
| 47090 | BROS-C020(126)--5F-20 | FHWA Approved | Total | | \$800,000 | | | \$800,000 |
| Clarke County | On HOOVER ST, Over WHITE BREAST CREEK, S26 T72 R26 | 2/20/2024 | Federal Aid | | \$800,000 | | | \$800,000 |
| | Bridge Replacement | | Regional Swap | | | | | |
| 41345 | BROS-C026(131)--5F-26 | FHWA Approved | Total | | \$650,000 | | | \$650,000 |
| Davis County | On 202ND ST, Over FOX RIVER, S23 T69 R15 | 5/21/2024 | Federal Aid | | \$650,000 | | | \$650,000 |
| | Bridge Replacement | | Regional Swap | | | | | |
| 45069 | BROS-C068()--8J-68 | FHWA Approved | Total | | \$600,000 | | | \$600,000 |
| Monroe County | On 595TH AVE, Over CREEK, from 265th St S 0.1 miles to Said Bridge S27 T71 R18 | | Federal Aid | | \$600,000 | | | \$600,000 |
| | Bridge Replacement | | Regional Swap | | | | | |

| Project ID | Project Number | Approval Level | | 2024 | 2025 | 2026 | 2027 | Totals |
|------------------|---|----------------|----------------------|------|--------------------|--------------------|------------------|--------------------|
| Sponsor | Location | Letting Date | | | | | | |
| STIP ID | Work Codes | | | | | | | |
| HBP | | | | | | | | |
| 37363 | BROS-C093(97)--8J-93 | FHWA Approved | Total | | \$750,000 | | | \$750,000 |
| Wayne County | On 245th St, Over Walnut Creek, S36 T69 R20 | 12/17/2024 | Federal Aid | | \$750,000 | | | \$750,000 |
| | Bridge Replacement | | Regional Swap | | | | | |
| 38781 | BRS-C027(81)--60-27 | FHWA Approved | Total | | \$2,286,000 | | | \$2,286,000 |
| Decatur County | On J66, Over Little River, in SE S13 T67 R25 | 11/19/2024 | Federal Aid | | \$1,828,800 | | | \$1,828,800 |
| | Bridge Replacement | | Regional Swap | | \$457,200 | | | \$457,200 |
| 53194 | BHS-C027()--63-27 | FHWA Approved | Total | | | \$750,000 | | \$750,000 |
| Decatur County | On J 20, Over GRAND RIVER, S34 T70 R27 | | Federal Aid | | | \$600,000 | | \$600,000 |
| | Bridge Deck Overlay | | Regional Swap | | | \$150,000 | | \$150,000 |
| 53197 | BROS-C027()--5F-27 | FHWA Approved | Total | | | \$500,000 | | \$500,000 |
| Decatur County | On J 22, Over WELDON RIVER, S16 T70 R24 | | Federal Aid | | | \$500,000 | | \$500,000 |
| | Bridge Replacement-CCS | | Regional Swap | | | | | |
| 53400 | BROS-C068()--5F-68 | FHWA Approved | Total | | | \$1,000,000 | | \$1,000,000 |
| Monroe County | On H 16, Over STREAM, from 697th Avenue E 2.0 miles to said bridge S3 T73 R16 | | Federal Aid | | | \$1,000,000 | | \$1,000,000 |
| | Bridge Replacement | | Regional Swap | | | | | |
| 40112 | BRS-C026()--60-26 | FHWA Approved | Total | | | \$900,000 | | \$900,000 |
| Davis County | On V 17, Over SMALL STREAM, S19 T70 R14 | | Federal Aid | | | \$720,000 | | \$720,000 |
| | Bridge Replacement | | Regional Swap | | | \$180,000 | | \$180,000 |
| 49849 | BROS-C004()--5F-04 | FHWA Approved | Total | | | | \$600,000 | \$600,000 |
| Appanoose County | On J 27, Over SOAP CREEK, 0.1 miles S31 T70 R16 | | Federal Aid | | | | \$600,000 | \$600,000 |
| | Bridge Replacement | | Regional Swap | | | | | |

| Project ID | Project Number | Approval Level | | 2024 | 2025 | 2026 | 2027 | Totals |
|------------|----------------|----------------|--|------|------|------|------|--------|
| Sponsor | Location | Letting Date | | | | | | |
| STIP ID | Work Codes | | | | | | | |

HBP

| | | | | | | | | |
|----------------|--|---------------|----------------------|--|--|--|--------------------|--------------------|
| 47091 | BROS-C020(127)--8J-20 | FHWA Approved | Total | | | | \$400,000 | \$400,000 |
| Clarke County | On WYOMING ST, Over Creek, S6 T73 R24 | 2/20/2024 | Federal Aid | | | | \$400,000 | \$400,000 |
| | Bridge Replacement, Bridge Replacement-CCS | | Regional Swap | | | | | |
| 8899 | BROS-C020(67)--8J-20 | FHWA Approved | Total | | | | \$500,000 | \$500,000 |
| Clarke County | On SCOTT STREET, Over Local Creek, from 195th W .3 miles to bridge. S9 T73 R26 | 4/20/2027 | Federal Aid | | | | \$500,000 | \$500,000 |
| | Bridge Replacement | | Regional Swap | | | | | |
| 53198 | BROS-C027())--5F-27 | FHWA Approved | Total | | | | \$1,600,000 | \$1,600,000 |
| Decatur County | On 150TH AVE, Over ELK CREEK, S11 T68 R27 | | Federal Aid | | | | \$1,600,000 | \$1,600,000 |
| | Bridge Replacement-PPCB | | Regional Swap | | | | | |
| 37673 | BROS-C059(66)--8J-59 | FHWA Approved | Total | | | | \$360,000 | \$360,000 |
| Lucas County | On 220TH AVE, Over WOLF CREEK, in the SE1/4 S25 T71 R22 | 11/19/2024 | Federal Aid | | | | \$360,000 | \$360,000 |
| | Bridge Replacement | | Regional Swap | | | | | |

HSIP

| | | | | | | | | |
|-----------------------------------|---|---------------|----------------------|------------------|--|--|--|------------------|
| 54567 | IHSIPX-035())--08-20 | FHWA Approved | Total | \$872,000 | | | | \$872,000 |
| Iowa Department of Transportation | I 35: Decatur Co Line to IA 92 | | Federal Aid | \$784,800 | | | | \$784,800 |
| 24326 | Pavement Markings | | Regional Swap | | | | | |
| 54566 | IHSIPX-035())--08-27 | FHWA Approved | Total | \$980,000 | | | | \$980,000 |
| Iowa Department of Transportation | I 35: Missouri State Line to Clarke Co Line | | Federal Aid | \$882,000 | | | | \$882,000 |
| 24325 | Pavement Markings | | Regional Swap | | | | | |

| Project ID | Project Number | Approval Level | | 2024 | 2025 | 2026 | 2027 | Totals |
|------------|----------------|----------------|--|------|------|------|------|--------|
| Sponsor | Location | Letting Date | | | | | | |
| STIP ID | Work Codes | | | | | | | |

ILL

| | | | | | | | | |
|--------------|---|---------------|--------------------|--|--|--|--------------------|--------------------|
| 52933 | ILL-C059(75)--92-59 | FHWA Approved | Total | | | | \$8,500,000 | \$8,500,000 |
| Lucas County | On H50, from US 65 E 9.3 miles to Iowa Hwy 14 | | Federal Aid | | | | | |
| | | | Regional | | | | | |
| | | | Swap | | | | | |

NHPP

| | | | | | | | | |
|-----------------------------------|--|---------------|--------------------|--------------------|--------------------|--|--------------------|--------------------|
| 39200 | IMX-035()-02-20 | FHWA Approved | Total | \$3,154,000 | \$3,402,000 | | | \$6,556,000 |
| Iowa Department of Transportation | I 35: S of US 34 to Warren Co | | Federal Aid | \$2,838,600 | \$3,061,800 | | | \$5,900,400 |
| 24355 | Pavement Rehab | | Regional | | | | | |
| | | | Swap | | | | | |
| 54630 | NHSX-005()-3H-68 | FHWA Approved | Total | \$4,520,000 | | | | \$4,520,000 |
| Iowa Department of Transportation | IA 5: IA 137 to SCL of Lovilla | | Federal Aid | \$3,616,000 | | | | \$3,616,000 |
| 24356 | Pavement Rehab | | Regional | | | | | |
| | | | Swap | | | | | |
| 54724 | IMX-035()-02-20 | FHWA Approved | Total | | | | \$3,116,000 | \$3,116,000 |
| Iowa Department of Transportation | I 35: White Breast Creek 1.3 mi S of US 34 (NB/SB) | | Federal Aid | | | | \$2,804,400 | \$2,804,400 |
| | Bridge Rehabilitation | | Regional | | | | | |
| | | | Swap | | | | | |
| 54696 | IMX-035()-02-27 | FHWA Approved | Total | | | | \$1,097,000 | \$1,097,000 |
| Iowa Department of Transportation | I 35: At the Co Rd J20 Interchange | | Federal Aid | | | | \$987,300 | \$987,300 |
| | Bridge Deck Overlay | | Regional | | | | | |
| | | | Swap | | | | | |

PRF

| | | | | | | | | |
|-----------------------------------|--|---------------|--------------------|------------------|--|--|--|------------------|
| 48561 | BRFN-002()-39-27 | FHWA Approved | Total | \$588,000 | | | | \$588,000 |
| Iowa Department of Transportation | IA 2: McGruder Creek 1.5 mi E of E Jct US 69 | | Federal Aid | | | | | |
| | Bridge Deck Overlay | | Regional | | | | | |
| | | | Swap | | | | | |

| Project ID | Project Number | Approval Level | | 2024 | 2025 | 2026 | 2027 | Totals |
|------------|----------------|----------------|--|------|------|------|------|--------|
| Sponsor | Location | Letting Date | | | | | | |
| STIP ID | Work Codes | | | | | | | |

PRF

| | | | | | | | | |
|-----------------------------------|---|---------------|----------------------|--------------------|--------------------|--|--|--------------------|
| 45294 | BRFN-002)--39-93 | FHWA Approved | Total | \$777,000 | | | | \$777,000 |
| Iowa Department of Transportation | IA 2: Jackson Creek 3.8 mi W of Co Rd S56 | | Federal Aid | | | | | |
| | Bridge Deck Overlay | | Regional Swap | | | | | |
| 48555 | IMN-035)--0E-20 | FHWA Approved | Total | \$1,180,000 | | | | \$1,180,000 |
| Iowa Department of Transportation | I 35: NB Weigh Station 1.2 mi N of Co Rd H45 | | Federal Aid | | | | | |
| | Pave | | Regional Swap | | | | | |
| 39220 | IMN-035)--0E-27 | FHWA Approved | Total | \$1,238,000 | | | | \$1,238,000 |
| Iowa Department of Transportation | I 35: 310th St 2.5 mi S of US 69 (NB/SB) | | Federal Aid | | | | | |
| | Bridge Deck Overlay | | Regional Swap | | | | | |
| 54586 | STPN-005)--2J-04 | FHWA Approved | Total | \$105,000 | | | | \$105,000 |
| Iowa Department of Transportation | IA 5: Stream Bank Mitigation Site Not Yet Determined | | Federal Aid | | | | | |
| | Wetland Mitigation | | Regional Swap | | | | | |
| 54548 | STPN-014)--2J-59 | FHWA Approved | Total | \$451,000 | | | | \$451,000 |
| Iowa Department of Transportation | IA 14: 2.1 mi S of US 34 to 3.6 mi N of Co Rd J22 - 7 Locations | | Federal Aid | | | | | |
| | Slope Improvement, Right of Way | | Regional Swap | | | | | |
| 48573 | IMN-035)--0E-27 | FHWA Approved | Total | | \$720,000 | | | \$720,000 |
| Iowa Department of Transportation | I 35: Co Rd R30 1.0 mi S of IA 2 | | Federal Aid | | | | | |
| | Bridge Deck Overlay | | Regional Swap | | | | | |
| 48430 | NHSN-063)--2R-26 | FHWA Approved | Total | | \$1,007,000 | | | \$1,007,000 |
| Iowa Department of Transportation | US 63: North Chequest Creek 2.6 mi N of Co Rd J3T | | Federal Aid | | | | | |
| | Culvert Repair, Right of Way | | Regional Swap | | | | | |

| Project ID | Project Number | Approval Level | | 2024 | 2025 | 2026 | 2027 | Totals |
|------------|----------------|----------------|--|------|------|------|------|--------|
| Sponsor | Location | Letting Date | | | | | | |
| STIP ID | Work Codes | | | | | | | |

PRF

| | | | | | | | | |
|-----------------------------------|--|---------------|----------------------|--|--------------------|------------------|--|--------------------|
| 48587 | NHSN-063())--2R-26 | FHWA Approved | Total | | \$2,396,000 | | | \$2,396,000 |
| Iowa Department of Transportation | US 63: Middle Chequest Creek 0.2 mi N of 180th St Bridge Replacement, Right of Way | | Federal Aid | | | | | |
| | | | Regional Swap | | | | | |
| 52678 | BRFN-069())--39-27 | FHWA Approved | Total | | | \$839,000 | | \$839,000 |
| Iowa Department of Transportation | US 69: Dickersons Branch 1.1 mi S of Co Rd J66 Bridge Deck Overlay | | Federal Aid | | | | | |
| | | | Regional Swap | | | | | |

STBG

| | | | | | | | | |
|-----------------------------------|---|---------------|----------------------|--------------------|--------------------|-----------------|-----------------|--------------------|
| 37883 | BRF-005())--38-04 | FHWA Approved | Total | \$5,915,000 | | | | \$5,915,000 |
| Iowa Department of Transportation | IA 5: North Creek 2.6 mi S of Co Rd T20 Culvert Replacement | | Federal Aid | \$4,732,000 | | | | \$4,732,000 |
| 24332 | | | Regional Swap | | | | | |
| 1001 | RGPL-PA17(RTP)--ST-00 | FHWA Approved | Total | \$49,000 | \$49,000 | \$49,000 | \$49,000 | \$196,000 |
| RPA 17 | RPA 17: RPA 17 TRANSPORTATION PLANNING | | Federal Aid | \$33,000 | \$33,000 | \$33,000 | \$33,000 | \$132,000 |
| 24011 | Trans Planning | | Regional Swap | \$33,000 | \$33,000 | \$33,000 | \$33,000 | \$132,000 |
| 37629 | STP-S-C068(92)--5E-68 | FHWA Approved | Total | \$1,200,000 | | | | \$1,200,000 |
| Monroe County | On H32 from State Hwy 5 West approximately 3.7 miles to 586th Ave | 7/18/2023 | Federal Aid | \$960,000 | | | | \$960,000 |
| 24193 | Pavement Rehab | | Regional Swap | \$960,000 | | | | \$960,000 |
| 52708 | STP-S-C068(93)--7N-68 | FHWA Approved | Total | \$650,000 | | | | \$650,000 |
| Monroe County | On S-70, from State Hwy 34 South approximately 2.1 miles to 225th Ave | 7/18/2023 | Federal Aid | \$520,000 | | | | \$520,000 |
| 24194 | Pavement Rehab | | Regional Swap | \$520,000 | | | | \$520,000 |
| 39218 | BRF-063())--38-26 | FHWA Approved | Total | | \$3,330,000 | | | \$3,330,000 |
| Iowa Department of Transportation | US 63: Fox River 2.1 mi N of IA 2 Bridge New | | Federal Aid | | \$2,664,000 | | | \$2,664,000 |
| | | | Regional Swap | | | | | |

| Project ID | Project Number | Approval Level | | 2024 | 2025 | 2026 | 2027 | Totals |
|------------|----------------|----------------|--|------|------|------|------|--------|
| Sponsor | Location | Letting Date | | | | | | |
| STIP ID | Work Codes | | | | | | | |

STBG

| | | | | | | | | |
|-----------------------------------|---|---------------|--------------------|--|--------------------|------------------|--------------------|--------------------|
| 15657 | STP-S-C026(106)--5E-26 | FHWA Approved | Total | | \$1,200,000 | | | \$1,200,000 |
| Davis County | On 276TH ST, from Hwy 63 to Dewberry Ave | 3/19/2024 | Federal Aid | | \$1,000,000 | | | \$1,000,000 |
| | Pavement Rehab | | Regional | | \$1,000,000 | | | \$1,000,000 |
| | | | Swap | | \$200,000 | | | \$200,000 |
| 45055 | STP-S-C068()--5E-68 | FHWA Approved | Total | | \$750,000 | | | \$750,000 |
| Monroe County | On T 61, from State Hwy 137 S 1 miles to 170th St | | Federal Aid | | \$600,000 | | | \$600,000 |
| | HMA Pavement - New | | Regional | | \$600,000 | | | \$600,000 |
| | | | Swap | | | | | |
| 52497 | BRF-034()--38-68 | FHWA Approved | Total | | | \$6,000 | \$3,130,000 | \$3,136,000 |
| Iowa Department of Transportation | US 34: Coal Creek 2.0 mi W of IA 5 | | Federal Aid | | | | \$2,504,000 | \$2,504,000 |
| | Bridge New, Right of Way | | Regional | | | | | |
| | | | Swap | | | | | |
| 52677 | STP-069()--2C-27 | FHWA Approved | Total | | | \$524,000 | | \$524,000 |
| Iowa Department of Transportation | US 69: I-35 Interchange | | Federal Aid | | | \$419,200 | | \$419,200 |
| | Bridge Deck Overlay | | Regional | | | | | |
| | | | Swap | | | | | |
| 47056 | STP-S-C090()--5E-68 | FHWA Approved | Total | | | \$937,500 | | \$937,500 |
| Wapello County | On T61, from HWY 137 S 1 miles to 170th Street | | Federal Aid | | | \$187,500 | | \$187,500 |
| | PCC Pavement - Miscellaneous | | Regional | | | \$187,500 | | \$187,500 |
| | | | Swap | | | | | |
| 54694 | BRF-034()--38-59 | FHWA Approved | Total | | | | \$2,331,000 | \$2,331,000 |
| Iowa Department of Transportation | US 34: Russell Blvd, BNSF RR, and UP RR 0.4 mi E of IA 14 in Chariton | | Federal Aid | | | | \$1,864,800 | \$1,864,800 |
| | Bridge Deck Overlay | | Regional | | | | | |
| | | | Swap | | | | | |
| 54695 | BRF-034()--38-59 | FHWA Approved | Total | | | | \$785,000 | \$785,000 |
| Iowa Department of Transportation | US 34: BNSF RR 0.1 mi E of W Jct US 65 in Lucas | | Federal Aid | | | | \$628,000 | \$628,000 |
| | Bridge Deck Overlay | | Regional | | | | | |
| | | | Swap | | | | | |

| Project ID | Project Number | Approval Level | | 2024 | 2025 | 2026 | 2027 | Totals |
|------------|----------------|----------------|--|------|------|------|------|--------|
| Sponsor | Location | Letting Date | | | | | | |
| STIP ID | Work Codes | | | | | | | |

STBG

| | | | | | | | | |
|-----------------------------------|--|---------------|----------------------|--|--|--|--------------------|--------------------|
| 54723 | BRF-034())--38-68 | FHWA Approved | Total | | | | \$1,246,000 | \$1,246,000 |
| Iowa Department of Transportation | US 34: Cedar Creek 4.4 mi W of IA 5 | | Federal Aid | | | | \$996,800 | \$996,800 |
| | Bridge Rehabilitation | | Regional Swap | | | | | |
| 54593 | BRF-065())--38-93 | FHWA Approved | Total | | | | \$312,000 | \$312,000 |
| Iowa Department of Transportation | US 65: Drainage Ditch 2.8 mi N of IA 2 | | Federal Aid | | | | \$249,600 | \$249,600 |
| | Culvert Repair | | Regional Swap | | | | | |
| 51151 | STP-S-C020(R25)--5E-20 | FHWA Approved | Total | | | | \$4,000,000 | \$4,000,000 |
| Clarke County | On R 25, from H45 N 5.0 miles to Hwy 34 | | Federal Aid | | | | \$1,000,000 | \$1,000,000 |
| | Pavement Rehab | | Regional Swap | | | | \$1,000,000 | \$1,000,000 |
| 38780 | STP-S-C027())--5E-27 | FHWA Approved | Total | | | | \$4,492,000 | \$4,492,000 |
| Decatur County | On J 66, from HWY 69 SE 6.9 miles to Missouri State Line | | Federal Aid | | | | \$1,900,000 | \$1,900,000 |
| | HMA Resurfacing with Milling | | Regional Swap | | | | \$1,900,000 | \$1,900,000 |

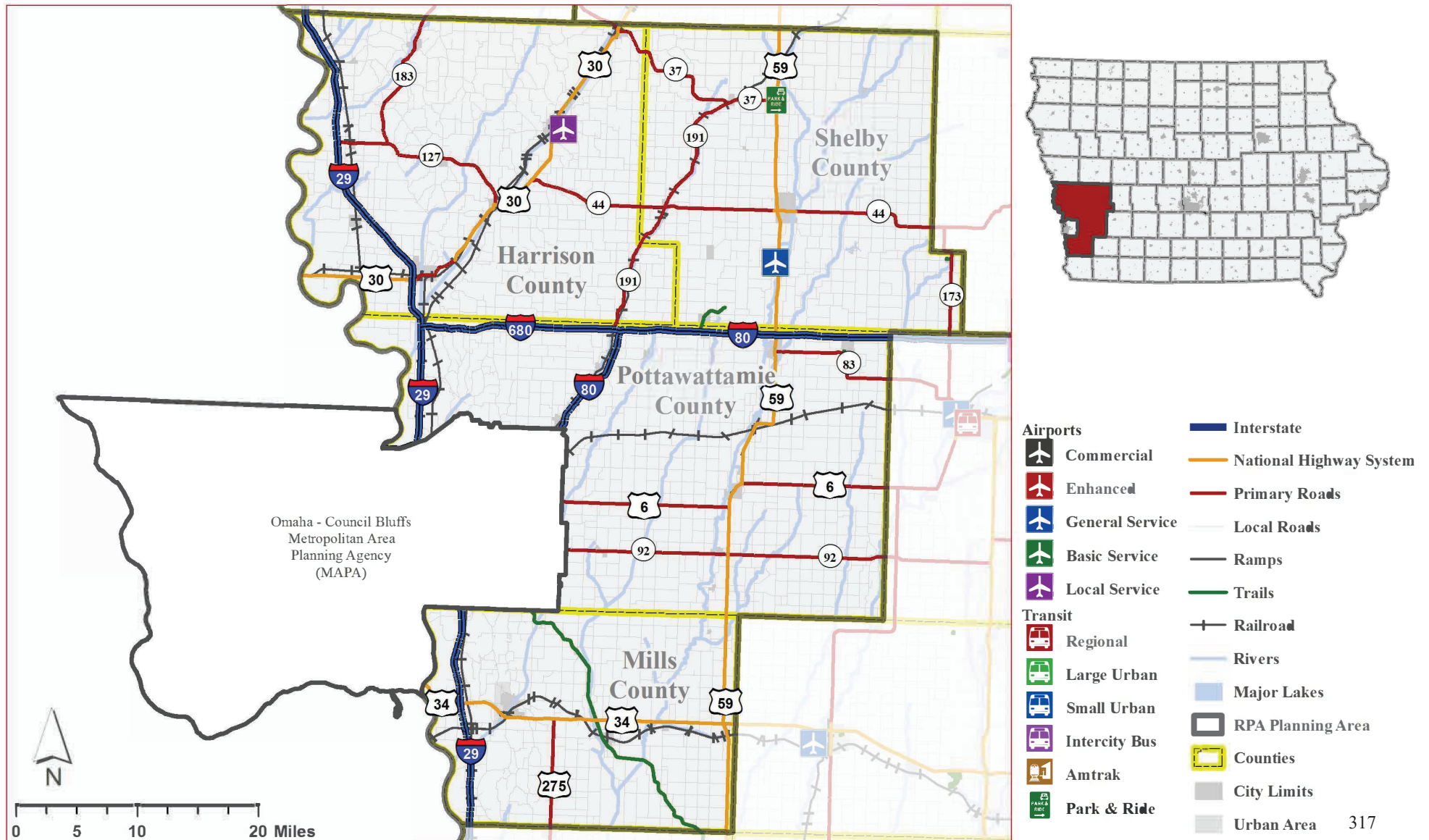
SWAP-HSIP

| | | | | | | | | |
|--------------|---------------------------------------|---------------|----------------------|------------------|--|--|--|------------------|
| 52854 | HSIP-SWAP-C026(136)--FJ-26 | FHWA Approved | Total | \$340,000 | | | | \$340,000 |
| Davis County | On 180th St, 215th St and Floris Road | 9/19/2023 | Federal Aid | | | | | |
| | Clearing and Grubbing | | Regional Swap | \$340,000 | | | | \$340,000 |

RPA 18 - MAPA Transportation Planning Affiliation

2222 Cuming Street, Omaha, NE 68102

Phone: 402-444-6866, Fax: 402-342-0949, www.mapacog.org



2024 Transportation Improvement Program



Map key:
 ● / — Road or Bridge work
 [STBG-5771] Funding program ("STBG") and TPMS ID number ("5771")

- To locate project in print listing:**
1. Look under funding program - i.e STBG, TAP, etc.
 2. Locate county in which project sits
 3. Find the TPMS number - e.g. "10238"

RPA 18

| Project ID | Project Number | Approval Level | | 2024 | 2025 | 2026 | 2027 | Totals |
|------------|----------------|----------------|--|------|------|------|------|--------|
| Sponsor | Location | Letting Date | | | | | | |
| STIP ID | Work Codes | | | | | | | |

Grant Application

| | | | | | | | | |
|-----------------------------------|--|---------------|----------------------|--------------------|--|--------------------|----------------------|----------------------|
| 47266 | DGA-C078()--XT-78 | FHWA Approved | Total | \$5,500,000 | | | | \$5,500,000 |
| Pottawattamie County | On MAGNOLIA RD, Over Mosquito Creek, from 260TH E 1 mile | | Federal Aid | | | | | |
| | PCC Pavement - Replace, Bridge Replacement | | Regional Swap | | | | | |
| | | | Grant App | \$4,400,000 | | | | \$4,400,000 |
| 45244 | DGA-030()--XT-43 | FHWA Approved | Total | | | \$9,929,000 | \$103,247,000 | \$113,176,000 |
| Iowa Department of Transportation | US 30: Missouri Valley Bypass | | Federal Aid | | | \$7,943,200 | \$47,597,600 | \$55,540,800 |
| | Bridge New, Grading, Right of Way | | Regional Swap | | | | | |
| | | | Grant App | | | | \$35,000,000 | \$35,000,000 |

HBP

| | | | | | | | | |
|----------------------|---|---------------|----------------------|------------------|--------------------|--------------------|--|--------------------|
| 35284 | BROS-C065(118)--8J-65 | FHWA Approved | Total | \$750,000 | | | | \$750,000 |
| Mills County | On 400th Street, Over Indian Creek, on ELINE S27 T72 R40 | 1/17/2024 | Federal Aid | \$750,000 | | | | \$750,000 |
| 24227 | Bridge Replacement | | Regional Swap | | | | | |
| 45577 | BRS-C043(98)--60-43 | FHWA Approved | Total | \$330,000 | | | | \$330,000 |
| Harrison County | On K 45 (Austin Ave.), Over STREAM, from Eden Ave N 0.1 miles S13 T80 R45 | 2/20/2024 | Federal Aid | \$264,000 | | | | \$264,000 |
| 24237 | Bridge Replacement | | Regional Swap | \$66,000 | | | | \$66,000 |
| 18229 | BROS-C078(177)--8J-78 | FHWA Approved | Total | | \$1,800,000 | | | \$1,800,000 |
| Pottawattamie County | On 210TH ST, Over PIGEON CREEK, S27 T77 R43 | 8/20/2024 | Federal Aid | | \$1,800,000 | | | \$1,800,000 |
| | Bridge Replacement | | Regional Swap | | | | | |
| 32679 | BROS-C043(Wash19)--5F-43 | FHWA Approved | Total | | | \$1,800,000 | | \$1,800,000 |
| Harrison County | On F 66, Over MOSQUITO CREEK, on N. Line of 32-78-41 | | Federal Aid | | | \$1,800,000 | | \$1,800,000 |
| | Bridge Replacement-PPCB | | Regional Swap | | | | | |

| Project ID | Project Number | Approval Level | | 2024 | 2025 | 2026 | 2027 | Totals |
|------------|----------------|----------------|--|------|------|------|------|--------|
| Sponsor | Location | Letting Date | | | | | | |
| STIP ID | Work Codes | | | | | | | |

HBP

| | | | | | | | | |
|----------------------|---|---------------|----------------------|--|--|--------------------|--------------------|--------------------|
| 51100 | BROS-C065()--5F-65 | FHWA Approved | Total | | | \$750,000 | | \$750,000 |
| Mills County | On 215TH ST, Over CREEK, S10 T71 R43 | | Federal Aid | | | \$750,000 | | \$750,000 |
| | Bridge Replacement | | Regional Swap | | | | | |
| 13048 | BRS-C078()--60-78 | FHWA Approved | Total | | | \$2,000,000 | | \$2,000,000 |
| Pottawattamie County | On G 18, Over BNSF RR, S19 T77 R41 | | Federal Aid | | | \$1,600,000 | | \$1,600,000 |
| | Bridge Removal | | Regional Swap | | | \$400,000 | | \$400,000 |
| 54802 | BHM-5130()--8K-43 | FHWA Approved | Total | | | | \$1,000,000 | \$1,000,000 |
| Missouri Valley | In the city of Missouri Valley, On 335TH ST, Over WILLOW RIVER, S16 T78 R44 | | Federal Aid | | | | \$1,000,000 | \$1,000,000 |
| | Bridge New | | Regional Swap | | | | | |
| 32693 | BROS-C043(Cass2)--8J-43 | FHWA Approved | Total | | | | \$580,000 | \$580,000 |
| Harrison County | On VIENNA AVE, Over PIGEON CREEK, from 220th St. S 0.3 miles | | Federal Aid | | | | \$580,000 | \$580,000 |
| | Bridge Replacement | | Regional Swap | | | | | |

HSIP

| | | | | | | | | |
|-----------------------------------|---|---------------|----------------------|--------------------|--|--|--|--------------------|
| 54568 | IHSIPX-029()--08-65 | FHWA Approved | Total | \$1,300,000 | | | | \$1,300,000 |
| Iowa Department of Transportation | I 29: US 34 to E I-80 Interchange and W I-80 Interchange to I-880 | | Federal Aid | \$1,170,000 | | | | \$1,170,000 |
| 24327 | Pavement Markings | | Regional Swap | | | | | |
| 54565 | IHSIPX-080()--08-78 | FHWA Approved | Total | \$1,640,000 | | | | \$1,640,000 |
| Iowa Department of Transportation | I 80: US 6 to Cass Co Line | | Federal Aid | \$1,476,000 | | | | \$1,476,000 |
| 24324 | Pavement Markings | | Regional Swap | | | | | |

| Project ID | Project Number | Approval Level | | 2024 | 2025 | 2026 | 2027 | Totals |
|------------|----------------|----------------|--|------|------|------|------|--------|
| Sponsor | Location | Letting Date | | | | | | |
| STIP ID | Work Codes | | | | | | | |

NHPP

| | | | | | | | | |
|-----------------------------------|---|---------------|----------------------|--|--------------------|--------------------|--|--------------------|
| 48636 | IMX-029()--02-43 | FHWA Approved | Total | | \$1,552,000 | | | \$1,552,000 |
| Iowa Department of Transportation | I 29: Old Soldier River Ditch 4.0 mi S of IA 127 (NB/SB) | | Federal Aid | | \$1,396,800 | | | \$1,396,800 |
| | Culvert Replacement, Right of Way | | Regional Swap | | | | | |
| 52544 | IMX-029()--02-43 | FHWA Approved | Total | | \$646,000 | | | \$646,000 |
| Iowa Department of Transportation | I 29: Mondamin Parking Only Site 2.3 mi N of IA 127 (NB) - Remove | | Federal Aid | | \$581,400 | | | \$581,400 |
| | Grading | | Regional Swap | | | | | |
| 39339 | IMX-080()--02-78 | FHWA Approved | Total | | \$5,085,000 | | | \$5,085,000 |
| Iowa Department of Transportation | I 80: Keg Creek 0.8 mi E of Co Rd L66 (EB/WB) | | Federal Aid | | \$4,576,500 | | | \$4,576,500 |
| | Bridge Widening, Right of Way | | Regional Swap | | | | | |
| 52624 | IMX-029()--02-65 | FHWA Approved | Total | | | \$3,507,000 | | \$3,507,000 |
| Iowa Department of Transportation | I 29: Pacific Junction Rest Area 2.7 mi N of US 34 (SB) | | Federal Aid | | | \$3,156,300 | | \$3,156,300 |
| | Grade and Pave, Lighting, Traffic Signs | | Regional Swap | | | | | |
| 54558 | IMX-880()--02-78 | FHWA Approved | Total | | | \$2,018,000 | | \$2,018,000 |
| Iowa Department of Transportation | I 880: Mosquito Creek 0.5 mi E of IA 191 (EB) | | Federal Aid | | | \$1,816,200 | | \$1,816,200 |
| | Bridge Deck Overlay | | Regional Swap | | | | | |
| 52691 | IMX-880()--02-78 | FHWA Approved | Total | | | \$3,523,000 | | \$3,523,000 |
| Iowa Department of Transportation | I 880: BNSF RR 0.3 mi E of IA 191 | | Federal Aid | | | \$3,170,700 | | \$3,170,700 |
| | Bridge Rehabilitation | | Regional Swap | | | | | |

| Project ID | Project Number | Approval Level | | 2024 | 2025 | 2026 | 2027 | Totals |
|------------|----------------|----------------|--|------|------|------|------|--------|
| Sponsor | Location | Letting Date | | | | | | |
| STIP ID | Work Codes | | | | | | | |

NHPP

| | | | | | | | | |
|-----------------------------------|---|---------------|----------------------|--|--|--------------------|--------------------|--------------------|
| 52664 | IMX-880)--02-78 | FHWA Approved | Total | | | \$1,777,000 | | \$1,777,000 |
| Iowa Department of Transportation | I 880: Co Rd L34 Interchange Bridge Deck Overlay | | Federal Aid | | | \$1,599,300 | | \$1,599,300 |
| | | | Regional Swap | | | | | |
| 54557 | IMX-029)--02-43 | FHWA Approved | Total | | | | \$1,097,000 | \$1,097,000 |
| Iowa Department of Transportation | I 29: Burcham Creek 2.7 mi S of IA 127 (NB/SB) Bridge Deck Overlay | | Federal Aid | | | | \$987,300 | \$987,300 |
| | | | Regional Swap | | | | | |
| 54577 | IMX-029)--02-43 | FHWA Approved | Total | | | | \$3,116,000 | \$3,116,000 |
| Iowa Department of Transportation | I 29: At the US 30 Interchange (SB) Bridge Rehabilitation | | Federal Aid | | | | \$2,804,400 | \$2,804,400 |
| | | | Regional Swap | | | | | |
| 54578 | IMX-029)--02-43 | FHWA Approved | Total | | | | \$2,642,000 | \$2,642,000 |
| Iowa Department of Transportation | I 29: Allen Creek 1.9 mi N of US 30 (NB/SB) Bridge Rehabilitation | | Federal Aid | | | | \$2,377,800 | \$2,377,800 |
| | | | Regional Swap | | | | | |
| 54594 | IMX-080)--02-78 | FHWA Approved | Total | | | | \$785,000 | \$785,000 |
| Iowa Department of Transportation | I 80: Stream 1.6 mi E of Co Rd M47 Culvert Repair | | Federal Aid | | | | \$706,500 | \$706,500 |
| | | | Regional Swap | | | | | |
| 54595 | IMX-080)--02-78 | FHWA Approved | Total | | | | \$785,000 | \$785,000 |
| Iowa Department of Transportation | I 80: Drainage Ditch 0.3 mi W of Co Rd M16 Culvert Repair | | Federal Aid | | | | \$706,500 | \$706,500 |
| | | | Regional Swap | | | | | |

PRF

| | | | | | | | | |
|-----------------------------------|--|---------------|----------------------|-----------------|-----------------|-----------------|-----------------|------------------|
| 37947 | BRFN-030)--39-43 | FHWA Approved | Total | \$35,000 | \$35,000 | \$35,000 | \$35,000 | \$140,000 |
| Iowa Department of Transportation | US 30: Missouri River E of Blair Nebraska (State Share) Bridge Cleaning | | Federal Aid | | | | | |
| | | | Regional Swap | | | | | |

| Project ID | Project Number | Approval Level | | 2024 | 2025 | 2026 | 2027 | Totals |
|------------|----------------|----------------|--|------|------|------|------|--------|
| Sponsor | Location | Letting Date | | | | | | |
| STIP ID | Work Codes | | | | | | | |

PRF

| | | | | | | | | |
|-----------------------------------|---|---------------|----------------------|-----------|-------------|----------|----------|-------------|
| 37979 | BRFN-034)--39-65 | FHWA Approved | Total | \$25,000 | \$25,000 | \$25,000 | \$25,000 | \$100,000 |
| Iowa Department of Transportation | US 34: Missouri River N of Plattsmouth Nebraska (State Share) | | Federal Aid | | | | | |
| | Bridge Cleaning | | Regional Swap | | | | | |
| 45293 | BRFN-092)--39-78 | FHWA Approved | Total | \$624,000 | | | | \$624,000 |
| Iowa Department of Transportation | IA 92: Silver Creek 2.8 mi E of Treynor | | Federal Aid | | | | | |
| | Bridge Deck Overlay | | Regional Swap | | | | | |
| 54580 | IMN-680)--0E-78 | FHWA Approved | Total | \$159,000 | | | | \$159,000 |
| Iowa Department of Transportation | I 680: Missouri River 3.1 mi W of I-29 (EB) | | Federal Aid | | | | | |
| | Bridge Rehabilitation | | Regional Swap | | | | | |
| 54623 | STPN-037)--2J-43 | FHWA Approved | Total | \$520,000 | | | | \$520,000 |
| Iowa Department of Transportation | IA 37: In the City of Dunlap | | Federal Aid | | | | | |
| | Pavement Rehab | | Regional Swap | | | | | |
| 48577 | IMN-080)--0E-78 | FHWA Approved | Total | | \$5,269,000 | | | \$5,269,000 |
| Iowa Department of Transportation | I 80: Abandoned RR 3.0 mi E of I-880 (Bridge Removal) (EB/WB) | | Federal Aid | | | | | |
| | Grading, Right of Way | | Regional Swap | | | | | |
| 48536 | STPN-034)--2J-65 | FHWA Approved | Total | | \$300,000 | | | \$300,000 |
| Iowa Department of Transportation | US 34: Missouri River N of Plattsmouth Nebraska | | Federal Aid | | | | | |
| | Traffic Signs | | Regional Swap | | | | | |
| 48428 | STPN-092)--2J-78 | FHWA Approved | Total | | \$933,000 | | | \$933,000 |
| Iowa Department of Transportation | IA 92: Indian Creek 0.7 mi W of Co Rd M47 | | Federal Aid | | | | | |
| | Bridge New, Right of Way | | Regional Swap | | | | | |

| Project ID | Project Number | Approval Level | | 2024 | 2025 | 2026 | 2027 | Totals |
|------------|----------------|----------------|--|------|------|------|------|--------|
| Sponsor | Location | Letting Date | | | | | | |
| STIP ID | Work Codes | | | | | | | |

PRF

| | | | | | | | | |
|-----------------------------------|---|---------------|---------------|--|--|-------------|--|-------------|
| 52652 | BRFN-030())--39-43 | FHWA Approved | Total | | | \$429,000 | | \$429,000 |
| Iowa Department of Transportation | US 30: Allen Creek 0.9 mi W of I-29 | | Federal Aid | | | | | |
| | Bridge Deck Overlay | | Regional Swap | | | | | |
| 52653 | BRFN-037())--39-83 | FHWA Approved | Total | | | \$909,000 | | \$909,000 |
| Iowa Department of Transportation | IA 37: Mill Creek 3.7 mi E of US 30 | | Federal Aid | | | | | |
| | Bridge Deck Overlay | | Regional Swap | | | | | |
| 52654 | BRFN-059())--39-78 | FHWA Approved | Total | | | \$245,000 | | \$245,000 |
| Iowa Department of Transportation | US 59: Drainage Ditch 2.4 mi N of N Jct US 6 | | Federal Aid | | | | | |
| | Bridge Deck Overlay | | Regional Swap | | | | | |
| 48475 | IMN-080())--0E-78 | FHWA Approved | Total | | | \$1,377,000 | | \$1,377,000 |
| Iowa Department of Transportation | I 80: 0.4 mi E of I-880 to 0.1 mi W of Silver Creek Bridge (WB) | | Federal Aid | | | | | |
| | Pavement Rehab | | Regional Swap | | | | | |

STBG

| | | | | | | | | |
|-----------------------------------|--|---------------|---------------|--------------|-----------|--|--|--------------|
| 54622 | STP-092())--2C-78 | FHWA Approved | Total | \$11,770,000 | | | | \$11,770,000 |
| Iowa Department of Transportation | IA 92: Carson to Cass Co Line | | Federal Aid | \$9,416,000 | | | | \$9,416,000 |
| 24350 | Pavement Rehab | | Regional Swap | | | | | |
| 35291 | STP-S-C065(120)--5E-65 | FHWA Approved | Total | \$470,000 | | | | \$470,000 |
| Mills County | On L-31, from Jenkins Ave. N 1.5 miles to HWY U.S.34 | 3/19/2024 | Federal Aid | \$320,000 | | | | \$320,000 |
| 24226 | HMA Resurfacing | | Regional Swap | \$320,000 | | | | \$320,000 |
| 48617 | BRF-030())--38-43 | FHWA Approved | Total | | \$988,000 | | | \$988,000 |
| Iowa Department of Transportation | US 30: Stream 3.4 mi E of IA 44 | | Federal Aid | | \$790,400 | | | \$790,400 |
| | Culvert Replacement, Right of Way | | Regional Swap | | | | | |

| Project ID | Project Number | Approval Level | | 2024 | 2025 | 2026 | 2027 | Totals |
|------------|----------------|----------------|--|------|------|------|------|--------|
| Sponsor | Location | Letting Date | | | | | | |
| STIP ID | Work Codes | | | | | | | |

STBG

| | | | | | | | | |
|-----------------------------------|--|---------------|----------------------|--|--------------------|--------------------|--|--------------------|
| 48633 | BRF-059()--38-78 | FHWA Approved | Total | | \$1,103,000 | \$4,544,000 | | \$5,647,000 |
| Iowa Department of Transportation | US 59: At Jct IA 92 | | Federal Aid | | \$882,400 | \$3,635,200 | | \$4,517,600 |
| | Bridge New, Right of Way | | Regional Swap | | | | | |
| 45729 | STP-S-C043(L20s)--5E-43 | FHWA Approved | Total | | \$1,105,000 | | | \$1,105,000 |
| Harrison County | On Loess Hills Trail, Under CCP RR, from Pott Co. Line N 3.4 miles to North of 1st Ave | | Federal Aid | | \$884,000 | | | \$884,000 |
| | HMA Resurfacing | | Regional Swap | | \$884,000 | | | \$884,000 |
| 38726 | STP-S-C083(88)--5E-83 | FHWA Approved | Total | | \$2,250,000 | | | \$2,250,000 |
| Shelby County | On M-16, from City Limits of Shelby, Iowa North to County Road F-32 | 11/19/2024 | Federal Aid | | \$1,800,000 | | | \$1,800,000 |
| | Pavement Rehab | | Regional Swap | | \$1,800,000 | | | \$1,800,000 |
| 53519 | STP-U-3275()--70-83 | FHWA Approved | Total | | \$345,000 | | | \$345,000 |
| Harlan | In the city of Harlan, Over WEST NISHNABOTNA RIVER, S19 T79 R38 | | Federal Aid | | \$273,000 | | | \$273,000 |
| | | | Regional Swap | | \$273,000 | | | \$273,000 |
| 52530 | BRF-030()--38-43 | FHWA Approved | Total | | | \$1,555,000 | | \$1,555,000 |
| Iowa Department of Transportation | US 30: Stream 0.8 mi E of Co Rd F58 | | Federal Aid | | | \$1,244,000 | | \$1,244,000 |
| | Bridge New, Right of Way | | Regional Swap | | | | | |
| 52540 | BRF-034()--38-65 | FHWA Approved | Total | | | \$6,390,000 | | \$6,390,000 |
| Iowa Department of Transportation | US 34: Missouri River N of Plattsmouth, Nebraska (State Share) | | Federal Aid | | | \$5,112,000 | | \$5,112,000 |
| | Bridge Deck Overlay | | Regional Swap | | | | | |
| 52532 | BRF-059()--38-78 | FHWA Approved | Total | | | \$1,730,000 | | \$1,730,000 |
| Iowa Department of Transportation | US 59: Stream 1.5 mi S of Co Rd G30 | | Federal Aid | | | \$1,384,000 | | \$1,384,000 |
| | Bridge New, Right of Way | | Regional Swap | | | | | |

| Project ID | Project Number | Approval Level | | 2024 | 2025 | 2026 | 2027 | Totals |
|------------|----------------|----------------|--|------|------|------|------|--------|
| Sponsor | Location | Letting Date | | | | | | |
| STIP ID | Work Codes | | | | | | | |

STBG

| | | | | | | | | |
|-----------------------------------|---|---------------|----------------------|--|--|--------------------|--------------------|--------------------|
| 52531 | BRF-059)--38-78 | FHWA Approved | Total | | | \$2,017,000 | | \$2,017,000 |
| Iowa Department of Transportation | US 59: Stream 0.9 mi S of Co Rd G30 | | Federal Aid | | | \$1,613,600 | | \$1,613,600 |
| | Bridge New, Right of Way | | Regional Swap | | | | | |
| 52651 | BRF-059)--38-83 | FHWA Approved | Total | | | \$964,000 | | \$964,000 |
| Iowa Department of Transportation | US 59: West Nishnabotna River 0.8 mi S of Co Rd F58 | | Federal Aid | | | \$771,200 | | \$771,200 |
| | Bridge Deck Overlay | | Regional Swap | | | | | |
| 47158 | STP-S-C043(F50)--5E-43 | FHWA Approved | Total | | | \$1,640,000 | | \$1,640,000 |
| Harrison County | On F-50 (270th St.), from I-29 E 4.7 miles to Loess Hills Trail | | Federal Aid | | | \$640,000 | | \$640,000 |
| | HMA Pavement - Replace | | Regional Swap | | | \$640,000 | | \$640,000 |
| 35293 | STP-S-C065)--5E-65 | FHWA Approved | Total | | | \$2,500,000 | | \$2,500,000 |
| Mills County | On L63 from Malvern City Limits 7 miles to Fremont County Line | | Federal Aid | | | \$1,250,000 | | \$1,250,000 |
| | HMA Resurfacing | | Regional Swap | | | \$1,250,000 | | \$1,250,000 |
| 54668 | BRF-059)--38-83 | FHWA Approved | Total | | | | \$399,000 | \$399,000 |
| Iowa Department of Transportation | US 59: Drainage Ditch 2.6 mi N of I-80 | | Federal Aid | | | | \$319,200 | \$319,200 |
| | Bridge Deck Overlay | | Regional Swap | | | | | |
| 39017 | STP-S-C043(F20L)--5E-43 | FHWA Approved | Total | | | | \$2,145,000 | \$2,145,000 |
| Harrison County | On F20-F20L, from Soldier River bridge in Pisgah SE 11 miles to Willow Creek Bridge | | Federal Aid | | | | \$1,145,000 | \$1,145,000 |
| | HMA Resurfacing | | Regional Swap | | | | \$1,145,000 | \$1,145,000 |
| 32566 | STP-S-C078)--5E-78 | FHWA Approved | Total | | | | \$1,925,000 | \$1,925,000 |
| Pottawattamie County | On MAGNOLIA RD (G30), from 265th Street (L52) E 8 miles to 340th Street (L66) | | Federal Aid | | | | \$325,000 | \$325,000 |
| | HMA Pavement - Replace, Patching, Pavement Planing | | Regional Swap | | | | \$325,000 | \$325,000 |

| Project ID | Project Number | Approval Level | | 2024 | 2025 | 2026 | 2027 | Totals |
|------------|----------------|----------------|--|------|------|------|------|--------|
| Sponsor | Location | Letting Date | | | | | | |
| STIP ID | Work Codes | | | | | | | |

STBG

| | | | | | | | | |
|---------------|------------------------------------|---------------|--------------------|--|--|--|--------------------|--------------------|
| 52893 | STP-S-C083)--5E-83 | FHWA Approved | Total | | | | \$2,100,000 | \$2,100,000 |
| Shelby County | On F-32, from Highway 59 E to M-47 | | Federal Aid | | | | \$1,063,589 | \$1,063,589 |
| | HMA Pavement - Replace | | Regional | | | | \$1,063,589 | \$1,063,589 |
| | | | Swap | | | | | |

SWAP-STBG

| | | | | | | | | |
|----------|---|---------------|--------------------|--------------------|--|--|--|--------------------|
| 52829 | STBG-SWAP-2955(611)--SG-65 | FHWA Approved | Total | \$1,155,924 | | | | \$1,155,924 |
| Glenwood | In the city of Glenwood, On Locust Street, from Sharp Street N .6 miles to Hazel Street | 11/21/2023 | Federal Aid | | | | | |
| | | | Regional | \$924,739 | | | | \$924,739 |
| | | | Swap | \$924,739 | | | | \$924,739 |

TAP

| | | | | | | | | |
|---|---|---------------|--------------------|------------------|--|--|--|------------------|
| 26699 | TAP-R-C078(184)--8T-78 | FHWA Approved | Total | \$936,000 | | | | \$936,000 |
| Pottawattamie County Conservation Board | On Railroad Highway, from Council Bluffs N 27 Miles to Neola and Crescent | 1/21/2026 | Federal Aid | \$200,000 | | | | \$200,000 |
| 24099 | Ped/Bike Miscellaneous, Ped/Bike Development | | Regional | \$200,000 | | | | \$200,000 |
| | | | Swap | | | | | |

DOT Note: Project eligible for FHWA TAP funding.

| | | | | | | | | |
|----------|--|---------------|--------------------|--------------------|--|--|--|--------------------|
| 39439 | TAP-U-2955(608)--8I-65 | FHWA Approved | Total | \$141,000 | | | | \$141,000 |
| Glenwood | In the city of Glenwood, On East Sharp Street walking/bike trail, from Vine Street to Lake Drive | 4/16/2024 | Federal Aid | \$113,000 | | | | \$113,000 |
| 24124 | Ped/Bike Paving | | Regional | \$113,000 | | | | \$113,000 |
| | | | Swap | | | | | |
| 38389 | TAP-U-2955(609)--8I-65 | FHWA Approved | Total | \$1,255,000 | | | | \$1,255,000 |
| Glenwood | In the city of Glenwood, On Pedestrian trail south of E Sharp Street in Glenwood Lake Park for 2.5 Miles | 4/16/2024 | Federal Aid | \$72,000 | | | | \$72,000 |
| 24125 | Ped/Bike Grade & Pave, Ped/Bike Structures, Ped/Bike Development | | Regional | \$72,000 | | | | \$72,000 |
| | | | Swap | | | | | |

FTA

MPO 22 / AAMPO

| Project ID Sponsor | Funds Approval Level | Project Type | Description Options Vehicle Unit Number | | 2024 | 2025 | 2026 | 2027 | Totals |
|--|----------------------------|--------------|--|-------|-----------|------|------|------|-----------|
| 10555 Ames Transit Agency (CyRide) | 5339 FTA Approved | Capital | Heavy Duty Bus (40-42 Ft.) UFRC,Low Floor,Biodiesel Unit # 09071 | Total | \$591,741 | | | | \$591,741 |
| | | | | FA | \$502,979 | | | | \$502,979 |
| | | | | DOT | | | | | |
| 10557 Ames Transit Agency (CyRide) | 5339 FTA Approved | Capital | Heavy Duty Bus (40-42 Ft.) UFRC,Low Floor,Biodiesel Unit # 09072 | Total | \$591,741 | | | | \$591,741 |
| | | | | FA | \$502,979 | | | | \$502,979 |
| | | | | DOT | | | | | |
| 10559 Ames Transit Agency (CyRide) | 5339 FTA Approved | Capital | Heavy Duty Bus (40-42 ft.) UFRC,Low Floor,Biodiesel Unit # 09073 | Total | \$591,741 | | | | \$591,741 |
| | | | | FA | \$502,979 | | | | \$502,979 |
| | | | | DOT | | | | | |
| 10561 Ames Transit Agency (CyRide) | 5339 FTA Approved | Capital | Heavy Duty Bus (40-42 ft.) UFRC,Low Floor,Biodiesel Unit # 09074 | Total | \$591,741 | | | | \$591,741 |
| | | | | FA | \$502,979 | | | | \$502,979 |
| | | | | DOT | | | | | |
| 10562 Ames Transit Agency (CyRide) | 5339 FTA Approved | Capital | Heavy Duty Bus (40-42 ft.) UFRC,Low Floor,Biodiesel Unit # 09075 | Total | \$591,741 | | | | \$591,741 |
| | | | | FA | \$502,979 | | | | \$502,979 |
| | | | | DOT | | | | | |
| 10563 Ames Transit Agency (CyRide) | 5339 FTA Approved | Capital | Heavy Duty Bus (40-42 ft.) UFRC,Low Floor,Biodiesel Unit # 09076 | Total | \$591,741 | | | | \$591,741 |
| | | | | FA | \$502,979 | | | | \$502,979 |
| | | | | DOT | | | | | |
| 10564 Ames Transit Agency (CyRide) | 5339 FTA Approved | Capital | Heavy Duty Bus (40-42 ft.) UFRC,Low Floor,Biodiesel Unit # 09077 | Total | \$591,741 | | | | \$591,741 |
| | | | | FA | \$502,979 | | | | \$502,979 |
| | | | | DOT | | | | | |
| 10565 Ames Transit Agency (CyRide) | 5339 FTA Approved | Capital | Heavy Duty Bus (40-42 ft.) UFRC,Low Floor,Biodiesel Unit # 00504 | Total | \$591,741 | | | | \$591,741 |
| | | | | FA | \$502,979 | | | | \$502,979 |
| | | | | DOT | | | | | |
| 10566 Ames Transit Agency (CyRide) | 5339 FTA Approved | Capital | Heavy Duty Bus (40-42 ft.) UFRC,Low Floor,Biodiesel Unit # 00186 | Total | \$591,741 | | | | \$591,741 |
| | | | | FA | \$502,979 | | | | \$502,979 |
| | | | | DOT | | | | | |
| 10567 Ames Transit Agency (CyRide) | 5339 FTA Approved | Capital | Heavy Duty Bus (40-42 ft.) UFRC,Low Floor,Biodiesel Unit # 00187 | Total | \$591,741 | | | | \$591,741 |
| | | | | FA | \$502,979 | | | | \$502,979 |
| | | | | DOT | | | | | |

MPO 22 / AAMPO (Cont.)

| Project ID Sponsor | Funds Approval Level | Project Type | Description Options Vehicle Unit Number | | 2024 | 2025 | 2026 | 2027 | Totals |
|--|----------------------------|--------------|--|-------|-----------|------|------|------|-----------|
| 10568 Ames Transit Agency (CyRide) | 5339 FTA Approved | Capital | Heavy Duty Bus (40-42 ft.) UFRC,Low Floor,Biodiesel Unit # 00188 | Total | \$591,741 | | | | \$591,741 |
| | | | | FA | \$502,979 | | | | \$502,979 |
| | | | | DOT | | | | | |
| 10569 Ames Transit Agency (CyRide) | 5339 FTA Approved | Capital | Heavy Duty Bus (40-42 ft.) UFRC,Low Floor,Biodiesel Unit # 00189 | Total | \$591,741 | | | | \$591,741 |
| | | | | FA | \$502,979 | | | | \$502,979 |
| | | | | DOT | | | | | |
| 10571 Ames Transit Agency (CyRide) | 5310,5339 FTA Approved | Capital | Light Duty Low-Floor Bus (176" wb) UFRC,VSS,Low Floor Unit # 00390 | Total | \$202,975 | | | | \$202,975 |
| | | | | FA | \$172,529 | | | | \$172,529 |
| | | | | DOT | | | | | |
| 10573 Ames Transit Agency (CyRide) | 5310,5339 FTA Approved | Capital | Light Duty Low-Floor Bus (176" wb) UFRC,VSS,Low Floor Unit # 00391 | Total | \$202,975 | | | | \$202,975 |
| | | | | FA | \$172,529 | | | | \$172,529 |
| | | | | DOT | | | | | |
| 10575 Ames Transit Agency (CyRide) | 5339 FTA Approved | Capital | Heavy Duty Bus (40-42 ft.) UFRC,Low Floor,Biodiesel Unit # 00418 | Total | \$591,741 | | | | \$591,741 |
| | | | | FA | \$502,979 | | | | \$502,979 |
| | | | | DOT | | | | | |
| 10576 Ames Transit Agency (CyRide) | 5339 FTA Approved | Capital | Heavy Duty Bus (40-42 ft.) UFRC,Low Floor,Biodiesel Unit # 00419 | Total | \$591,741 | | | | \$591,741 |
| | | | | FA | \$502,979 | | | | \$502,979 |
| | | | | DOT | | | | | |
| 10577 Ames Transit Agency (CyRide) | 5339 FTA Approved | Capital | Heavy Duty Bus (40-42 ft.) UFRC,Low Floor,Biodiesel Unit # 00420 | Total | \$591,741 | | | | \$591,741 |
| | | | | FA | \$502,979 | | | | \$502,979 |
| | | | | DOT | | | | | |
| 10578 Ames Transit Agency (CyRide) | 5339 FTA Approved | Capital | Heavy Duty Bus (40-42 ft.) UFRC,Low Floor,Biodiesel Unit # 00421 | Total | \$591,741 | | | | \$591,741 |
| | | | | FA | \$502,979 | | | | \$502,979 |
| | | | | DOT | | | | | |
| 10579 Ames Transit Agency (CyRide) | 5339 FTA Approved | Capital | Heavy Duty Bus (40-42 ft.) UFRC,Low Floor,Biodiesel Unit # 00422 | Total | \$591,741 | | | | \$591,741 |
| | | | | FA | \$502,979 | | | | \$502,979 |
| | | | | DOT | | | | | |
| 10580 Ames Transit Agency (CyRide) | 5339 FTA Approved | Capital | Heavy Duty Bus (40-42 ft.) UFRC,Low Floor,Biodiesel Unit # 00423 | Total | \$591,741 | | | | \$591,741 |
| | | | | FA | \$502,979 | | | | \$502,979 |
| | | | | DOT | | | | | |

MPO 22 / AAMPO (Cont.)

| Project ID Sponsor | Funds Approval Level | Project Type | Description Options Vehicle Unit Number | | 2024 | 2025 | 2026 | 2027 | Totals |
|--|----------------------------|--------------|--|-------|-------------|------|------|------|-------------|
| 10581 Ames Transit Agency (CyRide) | 5339 FTA Approved | Capital | Heavy Duty Bus (40-42 ft.) UFRC,Low Floor,Biodiesel Unit # 00424 | Total | \$591,741 | | | | \$591,741 |
| | | | | FA | \$502,979 | | | | \$502,979 |
| | | | | DOT | | | | | |
| 10582 Ames Transit Agency (CyRide) | 5339 FTA Approved | Capital | Heavy Duty Bus (40-42 ft.) UFRC,Low Floor,Biodiesel Unit # 00425 | Total | \$591,741 | | | | \$591,741 |
| | | | | FA | \$502,979 | | | | \$502,979 |
| | | | | DOT | | | | | |
| 10584 Ames Transit Agency (CyRide) | 5339 FTA Approved | Capital | Battery Electric Heavy Duty Bus (40-42 ft.) UFRC,Low Floor,Biodiesel,Electric Unit # 00429 | Total | \$1,061,228 | | | | \$1,061,228 |
| | | | | FA | \$902,044 | | | | \$902,044 |
| | | | | DOT | | | | | |
| 10586 Ames Transit Agency (CyRide) | 5339 FTA Approved | Capital | Battery Electric Heavy Duty Bus (40-42 ft.) UFRC,Low Floor,Biodiesel,Electric Unit # 00430 | Total | \$1,061,227 | | | | \$1,061,227 |
| | | | | FA | \$902,043 | | | | \$902,043 |
| | | | | DOT | | | | | |
| 10588 Ames Transit Agency (CyRide) | 5339 FTA Approved | Capital | Battery Electric Heavy Duty Bus (40-42 ft.) UFRC,Low Floor,Biodiesel,Electric Unit # 00431 | Total | \$1,061,227 | | | | \$1,061,227 |
| | | | | FA | \$902,043 | | | | \$902,043 |
| | | | | DOT | | | | | |
| 10590 Ames Transit Agency (CyRide) | 5339 FTA Approved | Capital | Battery Electric Heavy Duty Bus (40-42 ft.) UFRC,Low Floor,Biodiesel,Electric Unit # 00432 | Total | \$1,061,227 | | | | \$1,061,227 |
| | | | | FA | \$902,043 | | | | \$902,043 |
| | | | | DOT | | | | | |
| 10591 Ames Transit Agency (CyRide) | 5339,ICAAP FTA Approved | Capital | Heavy Duty Bus (40-42 ft.) Unit # 00953 | Total | \$545,097 | | | | \$545,097 |
| | | | | FA | \$461,958 | | | | \$461,958 |
| | | | | DOT | | | | | |
| 10592 Ames Transit Agency (CyRide) | 5339,ICAAP FTA Approved | Capital | Heavy Duty Bus (40-42 ft.) UFRC,Low Floor,Biodiesel Unit # 00954 | Total | \$545,097 | | | | \$545,097 |
| | | | | FA | \$461,958 | | | | \$461,958 |
| | | | | DOT | | | | | |
| 10593 Ames Transit Agency (CyRide) | 5339 FTA Approved | Capital | Heavy Duty Bus (40-42 ft.) UFRC,Low Floor,Biodiesel Unit # 00126 | Total | \$591,741 | | | | \$591,741 |
| | | | | FA | \$502,979 | | | | \$502,979 |
| | | | | DOT | | | | | |
| 10594 Ames Transit Agency (CyRide) | 5339 FTA Approved | Capital | Heavy Duty Bus (40-42 ft.) UFRC,Low Floor,Biodiesel Unit # 00127 | Total | \$591,741 | | | | \$591,741 |
| | | | | FA | \$502,979 | | | | \$502,979 |
| | | | | DOT | | | | | |

MPO 22 / AAMPO (Cont.)

| Project ID Sponsor | Funds Approval Level | Project Type | Description Options Vehicle Unit Number | | 2024 | 2025 | 2026 | 2027 | Totals |
|--|----------------------------|--------------|--|-------|--------------|--------------|--------------|--------------|--------------|
| 10595 Ames Transit Agency (CyRide) | 5339 FTA Approved | Capital | Heavy Duty Bus (40-42 ft.) UFRC,Low Floor,Biodiesel Unit # 00128 | Total | \$591,741 | | | | \$591,741 |
| | | | | FA | \$502,979 | | | | \$502,979 |
| | | | | DOT | | | | | |
| 10596 Ames Transit Agency (CyRide) | 5310,ICAAP FTA Approved | Capital | Light Duty Low-Floor Bus (176" wb) VSS,Low Floor,Biodiesel Unit # 07654 | Total | \$200,680 | | | | \$200,680 |
| | | | | FA | \$168,507 | | | | \$168,507 |
| | | | | DOT | | | | | |
| 10597 Ames Transit Agency (CyRide) | 5310 FTA Approved | Capital | Infotainment Signage for Annunciators | Total | \$56,186 | | | | \$56,186 |
| | | | | FA | \$44,949 | | | | \$44,949 |
| | | | | DOT | | | | | |
| 10598 Ames Transit Agency (CyRide) | PTIG FTA Approved | Other | Fire Mitigation Building Improvements | Total | \$500,000 | | | | \$500,000 |
| | | | | FA | | | | | |
| | | | | DOT | \$400,000 | | | | \$400,000 |
| 10599 Ames Transit Agency (CyRide) | STP FTA Approved | Capital | Heavy Duty Bus (40-42 ft.) Diesel,UFRC,VSS,Low Floor,Electric Unit # 00501 | Total | \$281,250 | | | | \$281,250 |
| | | | | FA | \$225,000 | | | | \$225,000 |
| | | | | DOT | | | | | |
| 10600 Ames Transit Agency (CyRide) | 5339 FTA Approved | Capital | Heavy Duty Bus (40-42 ft.) UFRC,Low Floor,Biodiesel Unit # 09070 | Total | \$591,741 | | | | \$591,741 |
| | | | | FA | \$502,979 | | | | \$502,979 |
| | | | | DOT | | | | | |
| 914 Ames Transit Agency (CyRide) | 5307,STA FTA Approved | Operations | General Operations | Total | \$14,949,684 | \$15,547,671 | \$16,119,578 | \$16,764,361 | \$63,381,294 |
| | | | | FA | \$4,226,994 | \$4,500,000 | \$4,500,000 | \$4,500,000 | \$17,726,994 |
| | | | | DOT | \$1,027,333 | \$1,068,426 | \$1,111,163 | \$1,155,609 | \$4,362,531 |
| 919 Ames Transit Agency (CyRide) | 5310 FTA Approved | Other | Contracted Paratransit Service | Total | \$280,000 | \$375,000 | \$375,000 | \$375,000 | \$1,405,000 |
| | | | | FA | \$224,000 | \$300,000 | \$300,000 | \$300,000 | \$1,124,000 |
| | | | | DOT | | | | | |
| 920 Ames Transit Agency (CyRide) | 5310 FTA Approved | Capital | Associated Transit Improvements | Total | \$70,000 | \$70,000 | \$70,000 | \$70,000 | \$280,000 |
| | | | | FA | \$56,000 | \$56,000 | \$56,000 | \$56,000 | \$224,000 |
| | | | | DOT | | | | | |
| 6012 Ames Transit Agency (CyRide) | 5310 FTA Approved | Operations | Annunciator Annual Service Fees | Total | \$124,016 | \$128,976 | \$134,135 | \$139,500 | \$526,627 |
| | | | | FA | \$99,213 | \$103,181 | \$107,308 | \$111,600 | \$421,302 |
| | | | | DOT | | | | | |

MPO 22 / AAMPO (Cont.)

| Project ID Sponsor | Funds Approval Level | Project Type | Description Options Vehicle Unit Number | | 2024 | 2025 | 2026 | 2027 | Totals |
|---|----------------------------|--------------|---|-------|------|--------------|------|------|--------------|
| 3314 Ames Transit Agency (CyRide) | 5339 FTA Approved | Operations | Maintenance Facility Expansion | Total | | \$13,500,000 | | | \$13,500,000 |
| | | | | FA | | \$10,800,000 | | | \$10,800,000 |
| | | | | DOT | | | | | |

MPO 23 / CMPO

| Project ID Sponsor | Funds Approval Level | Project Type | Description Options Vehicle Unit Number | | 2024 | 2025 | 2026 | 2027 | Totals |
|-------------------------------|-------------------------------|--------------|---|-------|--------------|--------------|--------------|--------------|--------------|
| 5872 Cedar Rapids Transit | 5307 FTA Approved | Capital | Replace paratransit bus #2876 Unit # 2876 | Total | \$205,000 | | | | \$205,000 |
| | | | | FA | \$164,000 | | | | \$164,000 |
| | | | | DOT | | | | | |
| 5873 Cedar Rapids Transit | 5307 FTA Approved | Capital | Replace Heavy Duty Buses 2133 & 2134 | Total | \$1,050,000 | | | | \$1,050,000 |
| | | | | FA | \$840,000 | | | | \$840,000 |
| | | | | DOT | | | | | |
| 10368 Cedar Rapids Transit | 5307,5310,STA FTA Approved | Operations | General Ops./Maint./Admin. | Total | \$11,450,000 | \$11,700,000 | \$11,950,000 | \$11,950,000 | \$47,050,000 |
| | | | | FA | \$4,000,000 | \$4,000,000 | \$4,000,000 | \$4,000,000 | \$16,000,000 |
| | | | | DOT | \$700,000 | \$700,000 | \$700,000 | \$700,000 | \$2,800,000 |
| 6228 Cedar Rapids Transit | 5307 FTA Approved | Capital | Replace paratransit bus #2877 Unit # 2877 | Total | | \$270,000 | | | \$270,000 |
| | | | | FA | | \$217,000 | | | \$217,000 |
| | | | | DOT | | | | | |
| 6229 Cedar Rapids Transit | 5307 FTA Approved | Capital | Replace Heavy Duty Buses 2441 & 2442 Unit # 2441 | Total | | \$1,125,000 | | | \$1,125,000 |
| | | | | FA | | \$900,000 | | | \$900,000 |
| | | | | DOT | | | | | |
| 9958 Cedar Rapids Transit | 5307 FTA Approved | Capital | Replace paratransit bus #2879 Unit # 2879 | Total | | | \$323,000 | | \$323,000 |
| | | | | FA | | | \$270,000 | | \$270,000 |
| | | | | DOT | | | | | |
| 9960 Cedar Rapids Transit | 5307 FTA Approved | Capital | Replace Heavy Duty buses 2443 & 2444 | Total | | | \$1,185,000 | | \$1,185,000 |
| | | | | FA | | | \$960,000 | | \$960,000 |
| | | | | DOT | | | | | |
| 10377 Cedar Rapids Transit | 5307 FTA Approved | Capital | Replace Paratransit Bus #2880 Unit # 2880 | Total | | | | \$329,000 | \$329,000 |
| | | | | FA | | | | \$265,000 | \$265,000 |
| | | | | DOT | | | | | |
| 10379 Cedar Rapids Transit | 5307 FTA Approved | Capital | Replace Heavy Duty Buses 2145 & 2451 | Total | | | | \$1,269,000 | \$1,269,000 |
| | | | | FA | | | | \$1,015,000 | \$1,015,000 |
| | | | | DOT | | | | | |

MPO 24 / MAPA

| Project ID Sponsor | Funds Approval Level | Project Type | Description Options Vehicle Unit Number | | 2024 | 2025 | 2026 | 2027 | Totals |
|--------------------------------|----------------------------|--------------|--|-------|-------------|-----------|------|------|-------------|
| 3036 Council Bluffs Transit | 5307,STA FTA Approved | Operations | General Operations Maint./Admin | Total | \$1,313,859 | | | | \$1,313,859 |
| | | | | FA | \$102,000 | | | | \$102,000 |
| | | | | DOT | \$175,000 | | | | \$175,000 |
| 6549 Council Bluffs Transit | 5310 FTA Approved | Capital | Light Duty Bus (158" wb) Diesel | Total | \$103,750 | | | | \$103,750 |
| | | | | FA | \$83,000 | | | | \$83,000 |
| | | | | DOT | | | | | |
| 3796 Council Bluffs Transit | 5310 FTA Approved | Other | Council Bluffs Special Transit Service (STS) Contracting | Total | \$87,500 | \$80,000 | | | \$167,500 |
| | | | | FA | \$87,500 | \$80,000 | | | \$167,500 |
| | | | | DOT | | | | | |
| 6087 Council Bluffs Transit | 5310 FTA Approved | Capital | Light Duty Bus (158" wb) Diesel Unit # AG8 | Total | | \$103,750 | | | \$103,750 |
| | | | | FA | | \$83,000 | | | \$83,000 |
| | | | | DOT | | | | | |

MPO 25 / BSRC

| Project ID Sponsor | Funds Approval Level | Project Type | Description Options Vehicle Unit Number | | 2024 | 2025 | 2026 | 2027 | Totals |
|---|-------------------------------|--------------|--|-------|-------------|-------------|-------------|-------------|--------------|
| 6079 Bettendorf Transit | 5307,5339 FTA Approved | Capital | Bus Replacement | Total | \$750,000 | | | | \$750,000 |
| | | | | FA | \$618,659 | | | | \$618,659 |
| | | | | DOT | | | | | |
| 10769 Davenport Public Transit (CitiBus) | 5339 FTA Approved | Capital | Transit Planning and Operations Software | Total | \$80,000 | | | | \$80,000 |
| | | | | FA | \$64,000 | | | | \$64,000 |
| | | | | DOT | | | | | |
| 2203 MPO 25 / BSRC | 5303 FTA Approved | Planning | MPO Transit Planning | Total | \$76,246 | \$76,246 | \$76,246 | | \$228,738 |
| | | | | FA | \$60,997 | \$60,997 | \$60,997 | | \$182,991 |
| | | | | DOT | | | | | |
| 979 Davenport Public Transit (CitiBus) | 5307,STA FTA Approved | Operations | General Operations | Total | \$4,950,000 | \$4,950,000 | \$4,950,000 | \$4,950,000 | \$19,800,000 |
| | | | | FA | \$2,475,000 | \$2,475,000 | \$2,475,000 | \$2,475,000 | \$9,900,000 |
| | | | | DOT | \$460,000 | \$460,000 | \$460,000 | \$460,000 | \$1,840,000 |
| 981 Davenport Public Transit (CitiBus) | 5310 FTA Approved | Operations | ADA Paratransit Assistance | Total | \$1,600,000 | \$1,600,000 | \$1,600,000 | \$1,600,000 | \$6,400,000 |
| | | | | FA | \$150,000 | \$150,000 | \$150,000 | \$150,000 | \$600,000 |
| | | | | DOT | | | | | |
| 985 Bettendorf Transit | 5307,STA FTA Approved | Operations | General Operations | Total | \$869,456 | \$895,540 | \$922,406 | \$922,406 | \$3,609,808 |
| | | | | FA | \$385,449 | \$397,346 | \$409,117 | \$409,117 | \$1,601,029 |
| | | | | DOT | \$98,558 | \$100,848 | \$104,172 | \$104,172 | \$407,750 |
| 987 Bettendorf Transit | 5307 FTA Approved | Capital | Preventative Maintenance | Total | \$198,090 | \$204,032 | \$210,153 | \$210,153 | \$822,428 |
| | | | | FA | \$158,472 | \$163,226 | \$168,122 | \$168,122 | \$657,942 |
| | | | | DOT | | | | | |
| 993 Bettendorf Transit | 5307 FTA Approved | Planning | Transit Planning | Total | \$36,018 | \$37,099 | \$38,212 | \$38,212 | \$149,541 |
| | | | | FA | \$28,815 | \$29,679 | \$30,569 | \$30,569 | \$119,632 |
| | | | | DOT | | | | | |
| 3022 Davenport Public Transit (CitiBus) | FTA Approved | Operations | JARC Projects, Sat Sub Service, IP Route | Total | \$370,000 | \$370,000 | \$370,000 | \$370,000 | \$1,480,000 |
| | | | | FA | | | | | |
| | | | | DOT | | | | | |
| 3787 Bettendorf Transit | 5307,5310,STA FTA Approved | Operations | ADA Operations | Total | \$281,757 | \$290,875 | \$299,602 | \$299,602 | \$1,171,836 |
| | | | | FA | \$106,408 | \$109,600 | \$112,888 | \$112,888 | \$441,784 |
| | | | | DOT | \$157,152 | \$162,533 | \$167,409 | \$167,409 | \$654,503 |

MPO 25 / BSRC (Cont.)

| Project ID Sponsor | Funds Approval Level | Project Type | Description Options Vehicle Unit Number | | 2024 | 2025 | 2026 | 2027 | Totals |
|--|----------------------------|--------------|---|-------|-------------|-----------|-------------|-----------|-------------|
| 5657 Bettendorf Transit | 5307 FTA Approved | Operations | ADP Software | Total | \$5,000 | \$5,000 | \$5,000 | \$5,000 | \$20,000 |
| | | | | FA | \$4,000 | \$4,000 | \$4,000 | \$4,000 | \$16,000 |
| | | | | DOT | | | | | |
| 10768 Davenport Public Transit (CitiBus) | 5307 FTA Approved | Capital | Preventative Maintenance | Total | \$800,000 | \$800,000 | \$800,000 | \$800,000 | \$3,200,000 |
| | | | | FA | \$640,000 | \$640,000 | \$640,000 | \$640,000 | \$2,560,000 |
| | | | | DOT | | | | | |
| 10770 Davenport Public Transit (CitiBus) | 5339 FTA Approved | Capital | CAD/AVL Software | Total | \$28,000 | \$28,000 | \$28,000 | \$28,000 | \$112,000 |
| | | | | FA | \$22,400 | \$22,400 | \$22,400 | \$22,400 | \$89,600 |
| | | | | DOT | | | | | |
| 6540 Davenport Public Transit (CitiBus) | 5307,5339 FTA Approved | Capital | Heavy Duty Bus (35-39 ft.) | Total | \$1,400,000 | | \$1,400,000 | | \$2,800,000 |
| | | | | FA | \$1,120,000 | | \$1,120,000 | | \$2,240,000 |
| | | | | DOT | | | | | |

MPO 26 / DMAMPO

| Project ID Sponsor | Funds Approval Level | Project Type | Description Options Vehicle Unit Number | | 2024 | 2025 | 2026 | 2027 | Totals |
|---|------------------------------|--------------|---|-------|--------------|-------------|-------------|-------------|--------------|
| 6499 Des Moines Area Regional Transit Authority (DART) | ICAAP FTA Approved | Operations | Route 17 Extension to Bondurant | Total | \$65,490 | | | | \$65,490 |
| | | | | FA | \$52,392 | | | | \$52,392 |
| | | | | DOT | | | | | |
| 10137 Des Moines Area Regional Transit Authority (DART) | 5307,5339,PT FTA Approved | Capital | New Maintenance & Operations Facility - Phase 1 | Total | \$34,789,700 | | | | \$34,789,700 |
| | | | | FA | \$25,543,800 | | | | \$25,543,800 |
| | | | | DOT | \$500,000 | | | | \$500,000 |
| 10537 Des Moines Area Regional Transit Authority (DART) | 5307 FTA Approved | Capital | Mobile Ticketing Platform | Total | \$100,000 | | | | \$100,000 |
| | | | | FA | \$80,000 | | | | \$80,000 |
| | | | | DOT | | | | | |
| 10206 Des Moines Area Regional Transit Authority (DART) | ICAAP FTA Approved | Operations | Technology and Ridership Promotion | Total | \$50,000 | \$50,000 | | | \$100,000 |
| | | | | FA | \$40,000 | \$40,000 | | | \$80,000 |
| | | | | DOT | | | | | |
| 10533 Des Moines Area Regional Transit Authority (DART) | 5307 FTA Approved | Capital | Website Update | Total | \$75,000 | \$20,000 | | | \$95,000 |
| | | | | FA | \$60,000 | \$16,000 | | | \$76,000 |
| | | | | DOT | | | | | |
| 10534 Des Moines Area Regional Transit Authority (DART) | CMAQ FTA Approved | Operations | Expanded Weekend Local Service | Total | \$75,000 | \$125,000 | | | \$200,000 |
| | | | | FA | | \$50,000 | | | \$50,000 |
| | | | | DOT | | | | | |
| 995 Des Moines Area Regional Transit Authority (DART) | STA FTA Approved | Operations | General Operations/Maintenance/Administration | Total | \$2,437,794 | \$2,486,550 | \$2,536,280 | \$2,587,006 | \$10,047,630 |
| | | | | FA | | | | | |
| | | | | DOT | \$1,950,235 | \$1,989,240 | \$2,029,024 | \$2,069,605 | \$8,038,104 |
| 996 Des Moines Area Regional Transit Authority (DART) | 5311 FTA Approved | Operations | Operations for Rural Services | Total | \$27,322 | \$27,868 | \$28,426 | \$28,994 | \$112,610 |
| | | | | FA | \$13,661 | \$13,934 | \$14,213 | \$14,497 | \$56,305 |
| | | | | DOT | | | | | |
| 997 Des Moines Area Regional Transit Authority (DART) | 5310 FTA Approved | Operations | Subcontracted Paratransit Operations | Total | \$152,500 | \$168,750 | \$168,750 | \$168,750 | \$658,750 |
| | | | | FA | \$122,000 | \$135,000 | \$135,000 | \$135,000 | \$527,000 |
| | | | | DOT | | | | | |
| 1020 Des Moines Area Regional Transit Authority (DART) | 5307 FTA Approved | Operations | Preventive Maintenance | Total | \$3,437,500 | \$3,437,500 | \$3,437,500 | \$3,437,500 | \$13,750,000 |
| | | | | FA | \$2,750,000 | \$2,750,000 | \$2,750,000 | \$2,750,000 | \$11,000,000 |
| | | | | DOT | | | | | |

MPO 26 / DMAMPO (Cont.)

| Project ID Sponsor | Funds Approval Level | Project Type | Description Options Vehicle Unit Number | | 2024 | 2025 | 2026 | 2027 | Totals |
|--|----------------------------|--------------|---|-------|-------------|-----------|-----------|-----------|-------------|
| 1021 Des Moines Area Regional Transit Authority (DART) | 5307 FTA Approved | Operations | ADA Paratransit | Total | \$593,750 | \$593,750 | \$593,750 | \$593,750 | \$2,375,000 |
| | | | | FA | \$475,000 | \$475,000 | \$475,000 | \$475,000 | \$1,900,000 |
| | | | | DOT | | | | | |
| 1024 Des Moines Area Regional Transit Authority (DART) | 5307 FTA Approved | Capital | Admin and Passenger Facility Engineering and Design | Total | \$220,000 | \$25,000 | \$25,000 | \$25,000 | \$295,000 |
| | | | | FA | \$176,000 | \$20,000 | \$20,000 | \$20,000 | \$236,000 |
| | | | | DOT | | | | | |
| 1027 Des Moines Area Regional Transit Authority (DART) | 5307 FTA Approved | Capital | Security/Safety Improvements at Facilities | Total | \$50,000 | \$50,000 | \$50,000 | \$50,000 | \$200,000 |
| | | | | FA | \$40,000 | \$40,000 | \$40,000 | \$40,000 | \$160,000 |
| | | | | DOT | | | | | |
| 1028 Des Moines Area Regional Transit Authority (DART) | 5307 FTA Approved | Capital | Shop and Garage Equipment | Total | \$315,000 | \$25,000 | \$25,000 | \$25,000 | \$390,000 |
| | | | | FA | \$252,000 | \$20,000 | \$20,000 | \$20,000 | \$312,000 |
| | | | | DOT | | | | | |
| 1029 Des Moines Area Regional Transit Authority (DART) | 5307 FTA Approved | Capital | Miscellaneous Equipment | Total | \$1,200,000 | \$10,000 | \$10,000 | \$10,000 | \$1,230,000 |
| | | | | FA | \$1,000,000 | \$8,000 | \$8,000 | \$8,000 | \$1,024,000 |
| | | | | DOT | | | | | |
| 1030 Des Moines Area Regional Transit Authority (DART) | 5307 FTA Approved | Capital | Computer Hardware | Total | \$480,000 | \$320,000 | \$450,000 | \$325,000 | \$1,575,000 |
| | | | | FA | \$384,000 | \$256,000 | \$360,000 | \$260,000 | \$1,260,000 |
| | | | | DOT | | | | | |
| 1032 Des Moines Area Regional Transit Authority (DART) | 5307 FTA Approved | Capital | Associated Transit Improvements | Total | \$375,000 | \$217,500 | \$234,375 | \$125,000 | \$951,875 |
| | | | | FA | \$300,000 | \$174,000 | \$187,500 | \$100,000 | \$761,500 |
| | | | | DOT | | | | | |
| 1042 Des Moines Area Regional Transit Authority (DART) | 5307 FTA Approved | Capital | Support Vehicles | Total | \$427,200 | \$432,000 | \$50,000 | \$50,000 | \$959,200 |
| | | | | FA | \$356,000 | \$360,000 | \$40,000 | \$40,000 | \$796,000 |
| | | | | DOT | | | | | |
| 1756 Des Moines Area Regional Transit Authority (DART) | ICAAP FTA Approved | Operations | Local Routes Service Improvements | Total | \$318,270 | \$327,819 | \$337,654 | \$347,784 | \$1,331,527 |
| | | | | FA | \$254,616 | \$262,255 | \$270,123 | \$278,227 | \$1,065,221 |
| | | | | DOT | | | | | |
| 2480 Des Moines Area Regional Transit Authority (DART) | 5307 FTA Approved | Capital | Twenty Lease Buses - 20 (2015 Lease) | Total | \$845,000 | \$845,000 | \$845,000 | \$845,000 | \$3,380,000 |
| | | | | FA | \$676,000 | \$676,000 | \$676,000 | \$676,000 | \$2,704,000 |
| | | | | DOT | | | | | |

MPO 26 / DMAMPO (Cont.)

| Project ID Sponsor | Funds Approval Level | Project Type | Description Options Vehicle Unit Number | | 2024 | 2025 | 2026 | 2027 | Totals |
|---|-------------------------------|--------------|--|-------|-------------|-------------|-------------|-------------|--------------|
| 2482 Des Moines Area Regional Transit Authority (DART) | 5307 FTA Approved | Capital | Computer Software | Total | \$972,500 | \$780,000 | \$1,150,000 | \$500,000 | \$3,402,500 |
| | | | | FA | \$778,000 | \$624,000 | \$920,000 | \$400,000 | \$2,722,000 |
| | | | | DOT | | | | | |
| 3120 Des Moines Area Regional Transit Authority (DART) | ICAAP FTA Approved | Operations | Express Service Improvements | Total | \$212,180 | \$218,546 | \$225,102 | \$231,855 | \$887,683 |
| | | | | FA | \$169,744 | \$174,836 | \$180,081 | \$185,483 | \$710,144 |
| | | | | DOT | | | | | |
| 4292 Des Moines Area Regional Transit Authority (DART) | 5307,5310 FTA Approved | Capital | Less Than 30' Buses w/Surv., Fareboxes & AVL Diesel | Total | \$1,163,500 | \$1,289,950 | \$1,321,800 | \$1,452,000 | \$5,227,250 |
| | | | | FA | \$989,000 | \$1,096,500 | \$1,116,400 | \$1,234,000 | \$4,435,900 |
| | | | | DOT | | | | | |
| 4762 Des Moines Area Regional Transit Authority (DART) | 5307,STBG FTA Approved | Capital | Six to Seven Heavy-Duty Buses w/Surv. & AVL Diesel | Total | \$4,893,000 | \$6,592,000 | \$5,397,001 | \$5,663,000 | \$22,545,001 |
| | | | | FA | \$4,068,425 | \$5,525,075 | \$4,503,263 | \$4,735,425 | \$18,832,188 |
| | | | | DOT | | | | | |
| 6506 Des Moines Area Regional Transit Authority (DART) | 5307,5310,STA FTA Approved | Operations | Mobility On Demand Operating | Total | \$605,000 | \$300,000 | \$300,000 | \$300,000 | \$1,505,000 |
| | | | | FA | \$67,500 | | \$150,000 | \$150,000 | \$367,500 |
| | | | | DOT | \$150,000 | \$150,000 | | | \$300,000 |
| 10133 Des Moines Area Regional Transit Authority (DART) | 5307 FTA Approved | Capital | Operations & Maint Facility Engineering and Design | Total | \$1,250,000 | \$637,500 | \$156,250 | \$156,250 | \$2,200,000 |
| | | | | FA | \$1,000,000 | \$510,000 | \$125,000 | \$125,000 | \$1,760,000 |
| | | | | DOT | | | | | |
| 10134 Des Moines Area Regional Transit Authority (DART) | 5307 FTA Approved | Capital | Customer Communications Applications | Total | \$1,750,000 | \$500,000 | \$500,000 | \$100,000 | \$2,850,000 |
| | | | | FA | \$1,400,000 | \$400,000 | \$400,000 | \$80,000 | \$2,280,000 |
| | | | | DOT | | | | | |
| 10135 Des Moines Area Regional Transit Authority (DART) | 5307 FTA Approved | Capital | Bus Stop Signage | Total | \$100,000 | \$25,000 | \$5,000 | \$5,000 | \$135,000 |
| | | | | FA | \$80,000 | \$20,000 | \$4,000 | \$4,000 | \$108,000 |
| | | | | DOT | | | | | |
| 10138 Des Moines Area Regional Transit Authority (DART) | 5307 FTA Approved | Capital | Art Wall Restoration | Total | \$100,000 | \$5,000 | \$5,000 | \$5,000 | \$115,000 |
| | | | | FA | \$80,000 | \$4,000 | \$4,000 | \$4,000 | \$92,000 |
| | | | | DOT | | | | | |
| 10139 Des Moines Area Regional Transit Authority (DART) | 5307 FTA Approved | Capital | Passenger Information Displays & Signs | Total | \$125,000 | \$10,000 | \$10,000 | \$10,000 | \$155,000 |
| | | | | FA | \$100,000 | \$8,000 | \$8,000 | \$8,000 | \$124,000 |
| | | | | DOT | | | | | |

MPO 26 / DMAMPO (Cont.)

| Project ID Sponsor | Funds Approval Level | Project Type | Description Options Vehicle Unit Number | | 2024 | 2025 | 2026 | 2027 | Totals |
|---|----------------------------|--------------|--|-------|-----------|--------------|-----------|--------------|--------------|
| 10536 Des Moines Area Regional Transit Authority (DART) | STBG FTA Approved | Capital | Bike Share Equipment | Total | \$62,500 | \$62,500 | \$62,500 | \$62,500 | \$250,000 |
| | | | | FA | \$50,000 | \$50,000 | \$50,000 | \$50,000 | \$200,000 |
| | | | | DOT | | | | | |
| 10538 Des Moines Area Regional Transit Authority (DART) | STBG FTA Approved | Capital | Transit Bus Shelters | Total | \$287,285 | | \$240,000 | | \$527,285 |
| | | | | FA | \$229,825 | | \$200,000 | | \$429,825 |
| | | | | DOT | | | | | |
| 5115 Des Moines Area Regional Transit Authority (DART) | 5339,PTIG FTA Approved | Capital | New Maintenance & Operations Facility - Phase 2 | Total | | \$50,625,000 | | | \$50,625,000 |
| | | | | FA | | \$40,000,000 | | | \$40,000,000 |
| | | | | DOT | | \$500,000 | | | \$500,000 |
| 10535 Des Moines Area Regional Transit Authority (DART) | 5307 FTA Approved | Capital | Accessible Vanpool/Paratransit Vehicles VSS | Total | | \$70,000 | | | \$70,000 |
| | | | | FA | | \$59,500 | | | \$59,500 |
| | | | | DOT | | | | | |
| 10551 Des Moines Area Regional Transit Authority (DART) | 5307 FTA Approved | Capital | Administrative Staff Compensation Study | Total | | \$100,000 | | | \$100,000 |
| | | | | FA | | \$80,000 | | | \$80,000 |
| | | | | DOT | | | | | |
| 1026 Des Moines Area Regional Transit Authority (DART) | 5307 FTA Approved | Capital | Facility Renovations | Total | | \$75,000 | \$324,500 | \$10,000 | \$409,500 |
| | | | | FA | | \$60,000 | \$259,600 | \$8,000 | \$327,600 |
| | | | | DOT | | | | | |
| 1046 Des Moines Area Regional Transit Authority (DART) | 5307 FTA Approved | Capital | RideShare Vehicles (Rep/Exp) | Total | | \$312,500 | \$312,500 | \$312,500 | \$937,500 |
| | | | | FA | | \$250,000 | \$250,000 | \$250,000 | \$750,000 |
| | | | | DOT | | | | | |
| 1049 Des Moines Area Regional Transit Authority (DART) | ICAAP FTA Approved | Capital | Park & Ride Lot | Total | | | \$500,000 | | \$500,000 |
| | | | | FA | | | \$400,000 | | \$400,000 |
| | | | | DOT | | | | | |
| 3867 Des Moines Area Regional Transit Authority (DART) | 5307 FTA Approved | Capital | Enhanced Corridors | Total | | | | \$25,000,000 | \$25,000,000 |
| | | | | FA | | | | \$20,000,000 | \$20,000,000 |
| | | | | DOT | | | | | |
| 6505 Des Moines Area Regional Transit Authority (DART) | 5307 FTA Approved | Capital | One 40' Heavy-Duty Electric Bus W/Surv., Farebox & AVL Electric | Total | | | | \$7,900,000 | \$7,900,000 |
| | | | | FA | | | | \$6,715,000 | \$6,715,000 |
| | | | | DOT | | | | | |

MPO 27 / DMATS

| Project ID Sponsor | Funds Approval Level | Project Type | Description Options Vehicle Unit Number | | 2024 | 2025 | 2026 | 2027 | Totals |
|------------------------------------|----------------------------|--------------|---|-------|-------------|------|------|------|-------------|
| 10733 Dubuque (Keyline Transit) | 5339 FTA Approved | Capital | Bus Shelter with Solar Lighting (4) | Total | \$26,000 | | | | \$26,000 |
| | | | | FA | \$20,800 | | | | \$20,800 |
| | | | | DOT | | | | | |
| 10734 Dubuque (Keyline Transit) | 5307 FTA Approved | Operations | 5307 FTA Formula Funding | Total | \$3,753,478 | | | | \$3,753,478 |
| | | | | FA | \$1,876,739 | | | | \$1,876,739 |
| | | | | DOT | | | | | |
| 10735 Dubuque (Keyline Transit) | 5310 FTA Approved | Operations | 5310 Preventative Maintenance | Total | \$94,450 | | | | \$94,450 |
| | | | | FA | \$75,560 | | | | \$75,560 |
| | | | | DOT | | | | | |
| 10736 Dubuque (Keyline Transit) | STA FTA Approved | Operations | STA Operations Funding | Total | \$705,752 | | | | \$705,752 |
| | | | | FA | | | | | |
| | | | | DOT | \$352,876 | | | | \$352,876 |
| 10738 Dubuque (Keyline Transit) | 5339 FTA Approved | Capital | New Project Unit #: 2690 Diesel Unit # 2690 | Total | \$1,278,357 | | | | \$1,278,357 |
| | | | | FA | \$1,079,053 | | | | \$1,079,053 |
| | | | | DOT | | | | | |
| 10739 Dubuque (Keyline Transit) | 5339 FTA Approved | Capital | Electric Bus Charging Station at JOTC | Total | \$125,000 | | | | \$125,000 |
| | | | | FA | \$100,000 | | | | \$100,000 |
| | | | | DOT | | | | | |

MPO 28 / MPOJC

| Project ID Sponsor | Funds Approval Level | Project Type | Description Options Vehicle Unit Number | | 2024 | 2025 | 2026 | 2027 | Totals |
|--------------------------------------|-------------------------------|--------------|--|-------|-------------|------|------|------|-------------|
| 10607 University of Iowa (Cambus) | 5307,5310,STA FTA Approved | Operations | General operations/maintenance/administration/planning | Total | \$4,900,000 | | | | \$4,900,000 |
| | | | | FA | \$1,308,265 | | | | \$1,308,265 |
| | | | | DOT | \$789,096 | | | | \$789,096 |
| 10608 University of Iowa (Cambus) | 5339 FTA Approved | Capital | In-ground hoist system | Total | \$120,000 | | | | \$120,000 |
| | | | | FA | \$96,000 | | | | \$96,000 |
| | | | | DOT | | | | | |
| 10609 University of Iowa (Cambus) | 5339 FTA Approved | Capital | 6 replacement passenger shelters | Total | \$90,000 | | | | \$90,000 |
| | | | | FA | \$72,000 | | | | \$72,000 |
| | | | | DOT | | | | | |
| 10610 University of Iowa (Cambus) | 5339 FTA Approved | Capital | Forklift for maintenance | Total | \$75,000 | | | | \$75,000 |
| | | | | FA | \$60,000 | | | | \$60,000 |
| | | | | DOT | | | | | |
| 10611 University of Iowa (Cambus) | 5339 FTA Approved | Capital | Expansion and upgrade (includes mechanical and hoists) of maintenance facility | Total | \$7,000,000 | | | | \$7,000,000 |
| | | | | FA | \$5,600,000 | | | | \$5,600,000 |
| | | | | DOT | | | | | |
| 10612 University of Iowa (Cambus) | 5339 FTA Approved | Capital | Associated capital bus maintenance (spare parts) | Total | \$200,000 | | | | \$200,000 |
| | | | | FA | \$160,000 | | | | \$160,000 |
| | | | | DOT | | | | | |
| 10614 University of Iowa (Cambus) | 5339 FTA Approved | Capital | Heavy Duty Bus (30-34 ft.) Diesel,UFRC,VSS,Low Floor Unit # 11 | Total | \$563,176 | | | | \$563,176 |
| | | | | FA | \$478,700 | | | | \$478,700 |
| | | | | DOT | | | | | |
| 10615 University of Iowa (Cambus) | 5339 FTA Approved | Capital | Heavy Duty Bus (40-42 ft.) Diesel,UFRC,VSS,Low Floor Unit # 94 | Total | \$601,742 | | | | \$601,742 |
| | | | | FA | \$511,480 | | | | \$511,480 |
| | | | | DOT | | | | | |
| 10617 University of Iowa (Cambus) | 5339 FTA Approved | Capital | Heavy Duty Bus (40-42 ft.) Diesel,UFRC,VSS,Low Floor Unit # 95 | Total | \$601,742 | | | | \$601,742 |
| | | | | FA | \$511,480 | | | | \$511,480 |
| | | | | DOT | | | | | |
| 10619 University of Iowa (Cambus) | 5339 FTA Approved | Capital | Heavy Duty Bus (40-42 ft.) Diesel,UFRC,VSS,Low Floor Unit # 96 | Total | \$601,742 | | | | \$601,742 |
| | | | | FA | \$511,480 | | | | \$511,480 |
| | | | | DOT | | | | | |

MPO 28 / MPOJC (Cont.)

| Project ID Sponsor | Funds Approval Level | Project Type | Description Options Vehicle Unit Number | | 2024 | 2025 | 2026 | 2027 | Totals |
|--------------------------------------|----------------------|--------------|---|-------|-----------|------|------|------|-----------|
| 10620 University of Iowa (Cambus) | 5339 FTA Approved | Capital | Heavy Duty Bus (40-42 ft.) Diesel,UFRC,VSS,Low Floor Unit # 97 | Total | \$601,742 | | | | \$601,742 |
| | | | | FA | \$511,480 | | | | \$511,480 |
| | | | | DOT | | | | | |
| 10621 University of Iowa (Cambus) | 5339 FTA Approved | Capital | Heavy Duty Bus (40-42 ft.) Diesel,UFRC,VSS,Low Floor Unit # 98 | Total | \$601,742 | | | | \$601,742 |
| | | | | FA | \$511,480 | | | | \$511,480 |
| | | | | DOT | | | | | |
| 10622 University of Iowa (Cambus) | 5339 FTA Approved | Capital | Heavy Duty Bus (40-42 ft.) Diesel,UFRC,VSS,Low Floor Unit # 99 | Total | \$601,742 | | | | \$601,742 |
| | | | | FA | \$511,480 | | | | \$511,480 |
| | | | | DOT | | | | | |
| 10623 University of Iowa (Cambus) | 5339 FTA Approved | Capital | Heavy Duty Bus (40-42 ft.) Diesel,UFRC,VSS,Low Floor Unit # 100 | Total | \$601,742 | | | | \$601,742 |
| | | | | FA | \$511,480 | | | | \$511,480 |
| | | | | DOT | | | | | |
| 10624 University of Iowa (Cambus) | 5339 FTA Approved | Capital | Heavy Duty Bus (40-42 ft.) Diesel,UFRC,VSS,Low Floor Unit # 101 | Total | \$601,742 | | | | \$601,742 |
| | | | | FA | \$511,480 | | | | \$511,480 |
| | | | | DOT | | | | | |
| 10625 University of Iowa (Cambus) | 5339 FTA Approved | Capital | Heavy Duty Bus (40-42 ft.) Diesel,UFRC,VSS,Low Floor Unit # 102 | Total | \$601,742 | | | | \$601,742 |
| | | | | FA | \$511,480 | | | | \$511,480 |
| | | | | DOT | | | | | |
| 10626 University of Iowa (Cambus) | 5339 FTA Approved | Capital | Heavy Duty Bus (40-42 ft.) Diesel,UFRC,VSS,Low Floor Unit # 103 | Total | \$601,742 | | | | \$601,742 |
| | | | | FA | \$511,480 | | | | \$511,480 |
| | | | | DOT | | | | | |
| 10627 University of Iowa (Cambus) | 5339 FTA Approved | Capital | Heavy Duty Bus (40-42 ft.) Diesel,UFRC,VSS,Low Floor Unit # 104 | Total | \$601,742 | | | | \$601,742 |
| | | | | FA | \$511,480 | | | | \$511,480 |
| | | | | DOT | | | | | |
| 10628 University of Iowa (Cambus) | 5339 FTA Approved | Capital | Heavy Duty Bus (40-42 ft.) Diesel,UFRC,VSS,Low Floor Unit # 105 | Total | \$601,742 | | | | \$601,742 |
| | | | | FA | \$511,480 | | | | \$511,480 |
| | | | | DOT | | | | | |
| 10630 University of Iowa (Cambus) | 5339 FTA Approved | Capital | Heavy-Duty Replacement Bus (Unit #106) Diesel,UFRC,VSS,Low Floor Unit # 106 | Total | \$601,741 | | | | \$601,741 |
| | | | | FA | \$511,480 | | | | \$511,480 |
| | | | | DOT | | | | | |

MPO 28 / MPOJC (Cont.)

| Project ID Sponsor | Funds Approval Level | Project Type | Description Options Vehicle Unit Number | | 2024 | 2025 | 2026 | 2027 | Totals |
|--------------------------------------|----------------------------|--------------|---|-------|--------------|------|------|------|--------------|
| 10632 University of Iowa (Cambus) | 5339 FTA Approved | Capital | Heavy-Duty Replacement Bus (Unit #107) Diesel,UFRC,VSS,Low Floor Unit # 107 | Total | \$601,741 | | | | \$601,741 |
| | | | | FA | \$511,480 | | | | \$511,480 |
| | | | | DOT | | | | | |
| 10634 University of Iowa (Cambus) | 5339 FTA Approved | Capital | Heavy-Duty Replacement Bus (Unit #108) Diesel,UFRC,VSS,Low Floor Unit # 108 | Total | \$601,741 | | | | \$601,741 |
| | | | | FA | \$511,480 | | | | \$511,480 |
| | | | | DOT | | | | | |
| 10636 University of Iowa (Cambus) | 5310,5339 FTA Approved | Capital | Light-Duty Replacement Bus (Unit #13) VSS,Low Floor | Total | \$174,503 | | | | \$174,503 |
| | | | | FA | \$148,328 | | | | \$148,328 |
| | | | | DOT | | | | | |
| 10637 Coralville Transit System | 5307,STA FTA Approved | Operations | Operating Assistance | Total | \$2,442,335 | | | | \$2,442,335 |
| | | | | FA | \$825,000 | | | | \$825,000 |
| | | | | DOT | \$292,960 | | | | \$292,960 |
| 10638 Coralville Transit System | 5310 FTA Approved | Operations | Contracted services for persons with special needs (5310) | Total | \$423,600 | | | | \$423,600 |
| | | | | FA | \$48,651 | | | | \$48,651 |
| | | | | DOT | | | | | |
| 10639 Coralville Transit System | 5339 FTA Approved | Capital | Associated capital bus maintenance (spare parts) | Total | \$100,000 | | | | \$100,000 |
| | | | | FA | \$80,000 | | | | \$80,000 |
| | | | | DOT | | | | | |
| 10640 Coralville Transit System | 5339 FTA Approved | Capital | Design and construction of Intermodal Transportation Center/Phase II | Total | \$14,175,000 | | | | \$14,175,000 |
| | | | | FA | \$11,340,000 | | | | \$11,340,000 |
| | | | | DOT | | | | | |
| 10641 Coralville Transit System | 5339 FTA Approved | Capital | Construct new Transit Facility/Phase II | Total | \$2,025,000 | | | | \$2,025,000 |
| | | | | FA | \$1,620,000 | | | | \$1,620,000 |
| | | | | DOT | | | | | |
| 10642 Coralville Transit System | 5339 FTA Approved | Capital | Two passenger shelters and associated improvements | Total | \$35,640 | | | | \$35,640 |
| | | | | FA | \$28,512 | | | | \$28,512 |
| | | | | DOT | | | | | |
| 10643 Coralville Transit System | 5339 FTA Approved | Capital | Purchase 6 passenger shelters and associated improvements | Total | \$106,920 | | | | \$106,920 |
| | | | | FA | \$85,536 | | | | \$85,536 |
| | | | | DOT | | | | | |

MPO 28 / MPOJC (Cont.)

| Project ID Sponsor | Funds Approval Level | Project Type | Description Options Vehicle Unit Number | | 2024 | 2025 | 2026 | 2027 | Totals |
|------------------------------------|----------------------------|--------------|---|-------|-----------|------|------|------|-----------|
| 10644 Coralville Transit System | 5339 FTA Approved | Capital | Shop equipment for transit maintenance (armature lathe, misc) | Total | \$85,000 | | | | \$85,000 |
| | | | | FA | \$68,000 | | | | \$68,000 |
| | | | | DOT | | | | | |
| 10645 Coralville Transit System | 5339 FTA Approved | Capital | Heavy Duty Bus (40-42 ft.) Diesel,UFRC,VSS Unit # 108 | Total | \$601,742 | | | | \$601,742 |
| | | | | FA | \$511,480 | | | | \$511,480 |
| | | | | DOT | | | | | |
| 10647 Coralville Transit System | 5339 FTA Approved | Capital | Heavy Duty Bus (40-42 ft.) Diesel,UFRC,VSS Unit # 109 | Total | \$601,742 | | | | \$601,742 |
| | | | | FA | \$511,480 | | | | \$511,480 |
| | | | | DOT | | | | | |
| 10648 Coralville Transit System | 5339 FTA Approved | Capital | Heavy Duty Bus (40-42 ft.) Diesel,UFRC,VSS Unit # 110 | Total | \$601,742 | | | | \$601,742 |
| | | | | FA | \$511,480 | | | | \$511,480 |
| | | | | DOT | | | | | |
| 10649 Coralville Transit System | 5339 FTA Approved | Capital | Heavy Duty Bus (40-42 ft.) Diesel,UFRC,VSS Unit # 111 | Total | \$601,742 | | | | \$601,742 |
| | | | | FA | \$511,480 | | | | \$511,480 |
| | | | | DOT | | | | | |
| 10650 Coralville Transit System | 5339 FTA Approved | Capital | Heavy Duty Bus (40-42 ft.) Diesel,UFRC,VSS Unit # 112 | Total | \$601,742 | | | | \$601,742 |
| | | | | FA | \$511,480 | | | | \$511,480 |
| | | | | DOT | | | | | |
| 10653 Coralville Transit System | 5339 FTA Approved | Capital | Heavy Duty Bus (40-42 ft.) Diesel,UFRC,VSS | Total | \$601,741 | | | | \$601,741 |
| | | | | FA | \$511,480 | | | | \$511,480 |
| | | | | DOT | | | | | |
| 10655 Coralville Transit System | 5339 FTA Approved | Capital | Heavy Duty Bus (40-42 ft.) Diesel,UFRC,VSS | Total | \$601,741 | | | | \$601,741 |
| | | | | FA | \$511,480 | | | | \$511,480 |
| | | | | DOT | | | | | |
| 10657 Coralville Transit System | 5339 FTA Approved | Capital | Heavy Duty Bus (40-42 ft.) Diesel,UFRC,VSS | Total | \$601,741 | | | | \$601,741 |
| | | | | FA | \$511,480 | | | | \$511,480 |
| | | | | DOT | | | | | |
| 10658 Coralville Transit System | 5339 FTA Approved | Capital | Light Duty Bus (176" wb) VSS | Total | \$148,239 | | | | \$148,239 |
| | | | | FA | \$126,003 | | | | \$126,003 |
| | | | | DOT | | | | | |

MPO 28 / MPOJC (Cont.)

| Project ID Sponsor | Funds Approval Level | Project Type | Description Options Vehicle Unit Number | | 2024 | 2025 | 2026 | 2027 | Totals |
|------------------------------------|--------------------------|--------------|---|-------|--------------|------|------|------|--------------|
| 10659 Coralville Transit System | 5339 FTA Approved | Capital | Light Duty Bus (176" wb) VSS | Total | \$148,239 | | | | \$148,239 |
| | | | | FA | \$126,003 | | | | \$126,003 |
| | | | | DOT | | | | | |
| 10660 Coralville Transit System | 5339 FTA Approved | Capital | Light Duty Bus (176" wb) VSS | Total | \$148,239 | | | | \$148,239 |
| | | | | FA | \$126,003 | | | | \$126,003 |
| | | | | DOT | | | | | |
| 10661 Coralville Transit System | 5339 FTA Approved | Capital | Light Duty Bus (176" wb) VSS | Total | \$148,239 | | | | \$148,239 |
| | | | | FA | \$126,003 | | | | \$126,003 |
| | | | | DOT | | | | | |
| 10663 Coralville Transit System | 5339 FTA Approved | Capital | Light Duty Electric Bus (176" wb) VSS,Electric | Total | \$318,985 | | | | \$318,985 |
| | | | | FA | \$271,137 | | | | \$271,137 |
| | | | | DOT | | | | | |
| 10665 Coralville Transit System | 5339 FTA Approved | Capital | Light Duty Electric Bus (176" wb) VSS,Electric | Total | \$318,985 | | | | \$318,985 |
| | | | | FA | \$271,137 | | | | \$271,137 |
| | | | | DOT | | | | | |
| 10666 Coralville Transit System | 5339 FTA Approved | Capital | Light Duty Bus (176" wb) VSS Unit # 334 | Total | \$148,239 | | | | \$148,239 |
| | | | | FA | \$126,003 | | | | \$126,003 |
| | | | | DOT | | | | | |
| 10667 Coralville Transit System | 5339 FTA Approved | Capital | Light Duty Bus (176" wb) VSS Unit # 366 | Total | \$148,239 | | | | \$148,239 |
| | | | | FA | \$126,003 | | | | \$126,003 |
| | | | | DOT | | | | | |
| 10668 Iowa City Transit | 5307,STA FTA Approved | Operations | Operating Assistance | Total | \$10,940,000 | | | | \$10,940,000 |
| | | | | FA | \$2,950,000 | | | | \$2,950,000 |
| | | | | DOT | \$692,290 | | | | \$692,290 |
| 10669 Iowa City Transit | 5310 FTA Approved | Operations | Contracted services for persons with special needs (5310) | Total | \$1,800,000 | | | | \$1,800,000 |
| | | | | FA | \$177,523 | | | | \$177,523 |
| | | | | DOT | | | | | |
| 10670 Iowa City Transit | 5339 FTA Approved | Capital | Passenger shelters and associated improvements | Total | \$50,000 | | | | \$50,000 |
| | | | | FA | \$40,000 | | | | \$40,000 |
| | | | | DOT | | | | | |

MPO 28 / MPOJC (Cont.)

| Project ID Sponsor | Funds Approval Level | Project Type | Description Options Vehicle Unit Number | | 2024 | 2025 | 2026 | 2027 | Totals |
|----------------------------|----------------------------|--------------|--|-------|--------------|------|------|------|--------------|
| 10671 Iowa City Transit | 5339 FTA Approved | Capital | Associated capital bus maintenance (spare parts) | Total | \$450,000 | | | | \$450,000 |
| | | | | FA | \$360,000 | | | | \$360,000 |
| | | | | DOT | | | | | |
| 10672 Iowa City Transit | 5339 FTA Approved | Capital | New transit maintenance/bus storage facility | Total | \$27,000,000 | | | | \$27,000,000 |
| | | | | FA | \$19,000,000 | | | | \$19,000,000 |
| | | | | DOT | | | | | |
| 10673 Iowa City Transit | DEMO FTA Approved | Capital | New transit maintenance/bus storage facility | Total | \$750,000 | | | | \$750,000 |
| | | | | FA | | | | | |
| | | | | DOT | | | | | |
| 10675 Iowa City Transit | 5339 FTA Approved | Capital | Purchase 40' heavy-duty electric bus for replacement (Unit #656) UFRC,VSS,Low Floor,Electric Unit # 656 | Total | \$1,069,084 | | | | \$1,069,084 |
| | | | | FA | \$908,722 | | | | \$908,722 |
| | | | | DOT | | | | | |
| 10677 Iowa City Transit | 5339 FTA Approved | Capital | Purchase 40' heavy-duty electric bus for replacement (Unit #658) UFRC,VSS,Low Floor,Electric Unit # 658 | Total | \$1,069,084 | | | | \$1,069,084 |
| | | | | FA | \$908,722 | | | | \$908,722 |
| | | | | DOT | | | | | |
| 10679 Iowa City Transit | 5339 FTA Approved | Capital | Purchase 40' heavy-duty electric bus for replacement (Unit #660) UFRC,VSS,Low Floor,Electric Unit # 660 | Total | \$1,069,084 | | | | \$1,069,084 |
| | | | | FA | \$908,722 | | | | \$908,722 |
| | | | | DOT | | | | | |
| 10681 Iowa City Transit | 5339 FTA Approved | Capital | Purchase 40' heavy-duty electric bus for replacement (Unit #661) UFRC,VSS,Low Floor,Electric Unit # 661 | Total | \$1,069,084 | | | | \$1,069,084 |
| | | | | FA | \$908,722 | | | | \$908,722 |
| | | | | DOT | | | | | |
| 10683 Iowa City Transit | 5339 FTA Approved | Capital | Purchase 40' heavy-duty electric bus for replacement (Unit #667) and charging equipment UFRC,VSS,Low Floor,Electric Unit # 667 | Total | \$1,152,418 | | | | \$1,152,418 |
| | | | | FA | \$979,556 | | | | \$979,556 |
| | | | | DOT | | | | | |
| 10685 Iowa City Transit | 5339 FTA Approved | Capital | Purchase 40' heavy-duty electric bus for replacement (Unit #668) and charging equipment UFRC,VSS,Low Floor,Electric Unit # 668 | Total | \$1,152,418 | | | | \$1,152,418 |
| | | | | FA | \$979,556 | | | | \$979,556 |
| | | | | DOT | | | | | |
| 10687 Iowa City Transit | 5339 FTA Approved | Capital | Purchase 40' heavy-duty electric bus for replacement (Unit #669) and charging equipment UFRC,VSS,Low Floor,Electric Unit # 669 | Total | \$1,152,418 | | | | \$1,152,418 |
| | | | | FA | \$979,556 | | | | \$979,556 |
| | | | | DOT | | | | | |

MPO 28 / MPOJC (Cont.)

| Project ID Sponsor | Funds Approval Level | Project Type | Description Options Vehicle Unit Number | | 2024 | 2025 | 2026 | 2027 | Totals |
|----------------------------|----------------------------|--------------|--|-------|-------------|------|------|------|-------------|
| 10689 Iowa City Transit | 5339 FTA Approved | Capital | Purchase 40' heavy-duty electric bus for replacement (Unit #670) and charging equipment UFRC,VSS,Low Floor,Electric Unit # 670 | Total | \$1,152,418 | | | | \$1,152,418 |
| | | | | FA | \$979,556 | | | | \$979,556 |
| | | | | DOT | | | | | |
| 10691 Iowa City Transit | 5339 FTA Approved | Capital | Purchase 40' heavy-duty electric bus for replacement (Unit #671) and charging equipment UFRC,VSS,Low Floor,Electric Unit # 671 | Total | \$1,152,418 | | | | \$1,152,418 |
| | | | | FA | \$979,556 | | | | \$979,556 |
| | | | | DOT | | | | | |
| 10693 Iowa City Transit | 5339 FTA Approved | Capital | Purchase 40' heavy-duty electric bus for replacement (Unit #672) and charging equipment UFRC,VSS,Low Floor,Electric Unit # 672 | Total | \$1,152,418 | | | | \$1,152,418 |
| | | | | FA | \$979,556 | | | | \$979,556 |
| | | | | DOT | | | | | |
| 10694 Iowa City Transit | 5339 FTA Approved | Capital | Light Duty Bus (176" wb) VSS | Total | \$180,751 | | | | \$180,751 |
| | | | | FA | \$153,638 | | | | \$153,638 |
| | | | | DOT | | | | | |
| 10695 Iowa City Transit | 5339 FTA Approved | Capital | Light Duty Bus (176" wb) VSS | Total | \$180,751 | | | | \$180,751 |
| | | | | FA | \$153,638 | | | | \$153,638 |
| | | | | DOT | | | | | |
| 10696 Iowa City Transit | 5339 FTA Approved | Capital | Light Duty Bus (176" wb) VSS | Total | \$180,751 | | | | \$180,751 |
| | | | | FA | \$153,638 | | | | \$153,638 |
| | | | | DOT | | | | | |
| 10697 Iowa City Transit | 5339 FTA Approved | Capital | Light Duty Bus (176" wb) VSS | Total | \$180,751 | | | | \$180,751 |
| | | | | FA | \$153,638 | | | | \$153,638 |
| | | | | DOT | | | | | |
| 10698 Iowa City Transit | 5339 FTA Approved | Capital | Light Duty Bus (176" wb) VSS | Total | \$180,751 | | | | \$180,751 |
| | | | | FA | \$153,638 | | | | \$153,638 |
| | | | | DOT | | | | | |
| 10699 Iowa City Transit | 5339 FTA Approved | Capital | Light Duty Bus (176" wb) VSS | Total | \$180,751 | | | | \$180,751 |
| | | | | FA | \$153,638 | | | | \$153,638 |
| | | | | DOT | | | | | |
| 10700 Iowa City Transit | 5339 FTA Approved | Capital | Light Duty Bus (176" wb) VSS | Total | \$180,751 | | | | \$180,751 |
| | | | | FA | \$153,638 | | | | \$153,638 |
| | | | | DOT | | | | | |

MPO 28 / MPOJC (Cont.)

| Project ID Sponsor | Funds Approval Level | Project Type | Description Options Vehicle Unit Number | | 2024 | 2025 | 2026 | 2027 | Totals |
|----------------------------|----------------------------|--------------|---|-------|-----------|------|------|------|-----------|
| 10701 Iowa City Transit | 5339 FTA Approved | Capital | Light Duty Bus (176" wb) VSS | Total | \$180,751 | | | | \$180,751 |
| | | | | FA | \$153,638 | | | | \$153,638 |
| | | | | DOT | | | | | |
| 10702 Iowa City Transit | 5339 FTA Approved | Capital | Light Duty Bus (176" wb) VSS | Total | \$180,751 | | | | \$180,751 |
| | | | | FA | \$153,638 | | | | \$153,638 |
| | | | | DOT | | | | | |
| 10703 Iowa City Transit | 5339 FTA Approved | Capital | Light Duty Bus (176" wb) VSS | Total | \$180,751 | | | | \$180,751 |
| | | | | FA | \$153,638 | | | | \$153,638 |
| | | | | DOT | | | | | |

MPO 29 / SIMPCO

| Project ID Sponsor | Funds Approval Level | Project Type | Description Options Vehicle Unit Number | | 2024 | 2025 | 2026 | 2027 | Totals |
|------------------------------------|----------------------|--------------|--|-------|-------------|------|------|------|-------------|
| 10280 Sioux City Transit System | 5339 FTA Approved | Capital | Low Floor Light-Duty Bus (176" wb) Low Floor Unit # 1324 | Total | \$174,503 | | | | \$174,503 |
| | | | | FA | \$148,327 | | | | \$148,327 |
| | | | | DOT | | | | | |
| 10284 Sioux City Transit System | 5339 FTA Approved | Capital | Low Floor Light-Duty Bus (176" wb) Low Floor Unit # 1325 | Total | \$174,503 | | | | \$174,503 |
| | | | | FA | \$148,327 | | | | \$148,327 |
| | | | | DOT | | | | | |
| 10288 Sioux City Transit System | 5339 FTA Approved | Capital | Low Floor Light-Duty Bus (176" wb) Low Floor Unit # 1326 | Total | \$174,503 | | | | \$174,503 |
| | | | | FA | \$148,327 | | | | \$148,327 |
| | | | | DOT | | | | | |
| 10291 Sioux City Transit System | 5339 FTA Approved | Capital | 35' HD Low Floor-ZEB Unit # 1332 | Total | \$1,000,000 | | | | \$1,000,000 |
| | | | | FA | \$800,000 | | | | \$800,000 |
| | | | | DOT | | | | | |
| 10294 Sioux City Transit System | 5339 FTA Approved | Capital | Heavy Duty Bus (35-39 ft.)-ZEB Unit # 1338 | Total | \$1,000,000 | | | | \$1,000,000 |
| | | | | FA | \$800,000 | | | | \$800,000 |
| | | | | DOT | | | | | |
| 10295 Sioux City Transit System | 5339 FTA Approved | Capital | Heavy Duty Bus (35-39 ft.) Unit # 1339 | Total | \$562,235 | | | | \$562,235 |
| | | | | FA | \$477,899 | | | | \$477,899 |
| | | | | DOT | | | | | |
| 10296 Sioux City Transit System | 5339 FTA Approved | Capital | Heavy Duty Bus (35-39 ft.) Unit # 1340 | Total | \$562,235 | | | | \$562,235 |
| | | | | FA | \$477,899 | | | | \$477,899 |
| | | | | DOT | | | | | |
| 10298 Sioux City Transit System | 5339 FTA Approved | Capital | Heavy Duty Bus (40-42 ft.) Unit # 1341 | Total | \$591,741 | | | | \$591,741 |
| | | | | FA | \$502,980 | | | | \$502,980 |
| | | | | DOT | | | | | |
| 10300 Sioux City Transit System | 5339 FTA Approved | Capital | Low Floor Light-duty bus (176" wb) Low Floor Unit # 1348 | Total | \$174,503 | | | | \$174,503 |
| | | | | FA | \$148,327 | | | | \$148,327 |
| | | | | DOT | | | | | |
| 10303 Sioux City Transit System | 5339 FTA Approved | Capital | Low Floor Light-duty bus (176" wb) Low Floor Unit # 1349 | Total | \$174,503 | | | | \$174,503 |
| | | | | FA | \$148,327 | | | | \$148,327 |
| | | | | DOT | | | | | |

MPO 29 / SIMPCO (Cont.)

| Project ID Sponsor | Funds Approval Level | Project Type | Description Options Vehicle Unit Number | | 2024 | 2025 | 2026 | 2027 | Totals |
|------------------------------------|----------------------------|--------------|---|-------|--------------|------|------|------|--------------|
| 10304 Sioux City Transit System | 5339 FTA Approved | Capital | Heavy Duty Bus 40' Unit # 1352 | Total | \$591,741 | | | | \$591,741 |
| | | | | FA | \$502,980 | | | | \$502,980 |
| | | | | DOT | | | | | |
| 10305 Sioux City Transit System | 5339 FTA Approved | Capital | Heavy-duty bus (40-42 ft.) Unit # 1353 | Total | \$591,741 | | | | \$591,741 |
| | | | | FA | \$502,980 | | | | \$502,980 |
| | | | | DOT | | | | | |
| 10307 Sioux City Transit System | 5339 FTA Approved | Capital | Heavy Duty Bus (40-42 ft.) Unit # 1354 | Total | \$591,741 | | | | \$591,741 |
| | | | | FA | \$502,980 | | | | \$502,980 |
| | | | | DOT | | | | | |
| 10310 Sioux City Transit System | 5339 FTA Approved | Capital | Low Floor Light-duty bus (176" wb) Low Floor Unit # 1355 | Total | \$174,503 | | | | \$174,503 |
| | | | | FA | \$148,327 | | | | \$148,327 |
| | | | | DOT | | | | | |
| 10313 Sioux City Transit System | 5310 FTA Approved | Capital | Low Floor Light-duty bus (176" wb) Low Floor Unit # 1356 | Total | \$174,503 | | | | \$174,503 |
| | | | | FA | \$148,327 | | | | \$148,327 |
| | | | | DOT | | | | | |
| 10316 Sioux City Transit System | 5339 FTA Approved | Capital | Low Floor Light-duty bus (176" wb) Low Floor Unit # 1357 | Total | \$174,503 | | | | \$174,503 |
| | | | | FA | \$148,327 | | | | \$148,327 |
| | | | | DOT | | | | | |
| 10321 Sioux City Transit System | 5339 FTA Approved | Capital | Low Floor Light-duty bus (176" wb) Low Floor Unit # 1358 | Total | \$174,503 | | | | \$174,503 |
| | | | | FA | \$148,327 | | | | \$148,327 |
| | | | | DOT | | | | | |
| 10322 Sioux City Transit System | 5307, STA FTA Approved | Operations | Governor's apportionment for 5307 from IA, NE, & SD plus Iowa STA | Total | \$4,764,817 | | | | \$4,764,817 |
| | | | | FA | \$2,177,009 | | | | \$2,177,009 |
| | | | | DOT | \$410,799 | | | | \$410,799 |
| 10323 Sioux City Transit System | 5339 FTA Approved | Capital | Replacement of Transit Maintenance & Storage Facility - NEW BUILDING | Total | \$12,650,000 | | | | \$12,650,000 |
| | | | | FA | \$10,120,000 | | | | \$10,120,000 |
| | | | | DOT | | | | | |
| 10325 Sioux City Transit System | 5339 FTA Approved | Capital | Install (3) level two charging stations & related electrical upgrades in Transit Garage | Total | \$162,250 | | | | \$162,250 |
| | | | | FA | \$129,800 | | | | \$129,800 |
| | | | | DOT | | | | | |

MPO 29 / SIMPCO (Cont.)

| Project ID Sponsor | Funds Approval Level | Project Type | Description Options Vehicle Unit Number | | 2024 | 2025 | 2026 | 2027 | Totals |
|------------------------------------|----------------------------|--------------|---|-------|-----------|------|------|------|-----------|
| 10326 Sioux City Transit System | 5307 FTA Approved | Capital | Floor Scrubber for Vehicle Maintenance Building | Total | \$75,000 | | | | \$75,000 |
| | | | | FA | \$60,000 | | | | \$60,000 |
| | | | | DOT | | | | | |
| 10327 Sioux City Transit System | 5307 FTA Approved | Capital | Shop Maintenance Truck w/ Compressor and Snow Plow | Total | \$95,000 | | | | \$95,000 |
| | | | | FA | \$76,000 | | | | \$76,000 |
| | | | | DOT | | | | | |
| 10328 Sioux City Transit System | 5307 FTA Approved | Capital | Vehicle Maintenance Equipment (lift, tools, jacks) | Total | \$75,000 | | | | \$75,000 |
| | | | | FA | \$60,000 | | | | \$60,000 |
| | | | | DOT | | | | | |
| 10329 Sioux City Transit System | PTIG FTA Approved | Capital | MLK heat pumps replacement (18 units) & associated piping | Total | \$775,000 | | | | \$775,000 |
| | | | | FA | | | | | |
| | | | | DOT | \$581,250 | | | | \$581,250 |
| 10330 Sioux City Transit System | 5339 FTA Approved | Capital | Heavy Duty Bus (35-39 ft.) #1331 | Total | \$562,255 | | | | \$562,255 |
| | | | | FA | \$477,900 | | | | \$477,900 |
| | | | | DOT | | | | | |
| 10331 Sioux City Transit System | 5307 FTA Approved | Capital | MLK Boiler and Chiller Equipment repairs and replacement | Total | \$210,000 | | | | \$210,000 |
| | | | | FA | \$168,000 | | | | \$168,000 |
| | | | | DOT | | | | | |
| 10332 Sioux City Transit System | 5307 FTA Approved | Operations | Mobile Fare Collection | Total | \$100,000 | | | | \$100,000 |
| | | | | FA | \$80,000 | | | | \$80,000 |
| | | | | DOT | | | | | |
| 10333 Sioux City Transit System | STA FTA Approved | Capital | MLK structural rehabilitation; concrete sealing and repairs | Total | \$75,000 | | | | \$75,000 |
| | | | | FA | | | | | |
| | | | | DOT | \$60,000 | | | | \$60,000 |
| 10334 Sioux City Transit System | PTIG FTA Approved | Capital | Replacement Bus Wash Equipment for Transit Garage | Total | \$300,000 | | | | \$300,000 |
| | | | | FA | | | | | |
| | | | | DOT | \$240,000 | | | | \$240,000 |
| 10337 Sioux City Transit System | 5310 FTA Approved | Operations | Capital projects & Services exceeding ADA requirements & Saturday SSC Rides | Total | \$56,045 | | | | \$56,045 |
| | | | | FA | \$56,045 | | | | \$56,045 |
| | | | | DOT | | | | | |

MPO 29 / SIMPCO (Cont.)

| Project ID Sponsor | Funds Approval Level | Project Type | Description Options Vehicle Unit Number | | 2024 | 2025 | 2026 | 2027 | Totals |
|------------------------------------|----------------------------|--------------|--|-------|-----------|----------|----------|----------|-----------|
| 10340 Sioux City Transit System | 5310,5339 FTA Approved | Capital | Low Floor Light-duty bus (176" wb) Low Floor Unit # 1362 | Total | \$174,503 | | | | \$174,503 |
| | | | | FA | \$148,328 | | | | \$148,328 |
| | | | | DOT | | | | | |
| 10342 Sioux City Transit System | 5310,5339 FTA Approved | Capital | Low Floor Light-duty bus (176" wb) Low Floor Unit # 1366 | Total | \$174,503 | | | | \$174,503 |
| | | | | FA | \$148,328 | | | | \$148,328 |
| | | | | DOT | | | | | |
| 10344 Sioux City Transit System | 5310,5339 FTA Approved | Capital | Light Duty Bus (176" wb) Low Floor Unit # 1367 | Total | \$174,503 | | | | \$174,503 |
| | | | | FA | \$148,328 | | | | \$148,328 |
| | | | | DOT | | | | | |
| 10346 Sioux City Transit System | 5310,5339 FTA Approved | Capital | Low Floor Light-duty bus (176" wb) Low Floor Unit # 1368 | Total | \$174,503 | | | | \$174,503 |
| | | | | FA | \$148,328 | | | | \$148,328 |
| | | | | DOT | | | | | |
| 10710 Sioux City Transit System | 5307 FTA Approved | Capital | Install (2) level two EV charging stations at MLK Jr. parking ramp | Total | \$75,000 | | | | \$75,000 |
| | | | | FA | \$60,000 | | | | \$60,000 |
| | | | | DOT | | | | | |
| 10528 MPO 29 / SIMPCO | 5311 FTA Approved | Planning | FTA Planning | Total | \$19,495 | \$19,495 | \$19,495 | \$19,495 | \$77,980 |
| | | | | FA | \$16,246 | \$16,246 | \$16,246 | \$16,246 | \$64,984 |
| | | | | DOT | | | | | |

MPO 30 / INRCOG

| Project ID Sponsor | Funds Approval Level | Project Type | Description Options Vehicle Unit Number | | 2024 | 2025 | 2026 | 2027 | Totals |
|-------------------------|----------------------|--------------|--|-------|-----------|------|------|------|-----------|
| 5854 Black Hawk MET | 5339 FTA Approved | Capital | Light Duty Bus (176" wb) UFRC,VSS Unit # 120 | Total | \$179,574 | | | | \$179,574 |
| | | | | FA | \$152,638 | | | | \$152,638 |
| | | | | DOT | | | | | |
| 6333 Black Hawk MET | 5339 FTA Approved | Capital | Heavy Duty Bus (30-34 ft.) Diesel,UFRC,VSS,Low Floor Unit # 113 | Total | \$660,795 | | | | \$660,795 |
| | | | | FA | \$561,676 | | | | \$561,676 |
| | | | | DOT | | | | | |
| 6335 Black Hawk MET | 5339 FTA Approved | Capital | Heavy Duty Bus (30-34 ft.) Diesel,UFRC,VSS,Low Floor Unit # 112 | Total | \$660,795 | | | | \$660,795 |
| | | | | FA | \$561,676 | | | | \$561,676 |
| | | | | DOT | | | | | |
| 10347 Black Hawk MET | 5339 FTA Approved | Capital | Heavy Duty Bus (35-39 ft.) Diesel,UFRC,VSS,Low Floor Unit # 410 | Total | \$671,453 | | | | \$671,453 |
| | | | | FA | \$570,735 | | | | \$570,735 |
| | | | | DOT | | | | | |
| 10449 Black Hawk MET | 5339 FTA Approved | Capital | Heavy Duty Bus (35-39 ft.) Diesel,UFRC,VSS,Low Floor Unit # 510D | Total | \$671,453 | | | | \$671,453 |
| | | | | FA | \$570,735 | | | | \$570,735 |
| | | | | DOT | | | | | |
| 10450 Black Hawk MET | 5339 FTA Approved | Capital | Medium Duty Bus (to 28 ft.) Diesel,VSS Unit # 115 | Total | \$265,612 | | | | \$265,612 |
| | | | | FA | \$225,770 | | | | \$225,770 |
| | | | | DOT | | | | | |
| 10451 Black Hawk MET | 5339 FTA Approved | Capital | Medium Duty Bus (to 28 ft.) Diesel,VSS Unit # 215 | Total | \$265,612 | | | | \$265,612 |
| | | | | FA | \$225,770 | | | | \$225,770 |
| | | | | DOT | | | | | |
| 10453 Black Hawk MET | 5339 FTA Approved | Capital | Light Duty Bus (176" wb) VSS Unit # 218 | Total | \$171,338 | | | | \$171,338 |
| | | | | FA | \$145,638 | | | | \$145,638 |
| | | | | DOT | | | | | |
| 10454 Black Hawk MET | 5339 FTA Approved | Capital | Medium Duty Bus (to 28 ft.) Diesel,VSS Unit # 315 | Total | \$265,612 | | | | \$265,612 |
| | | | | FA | \$225,770 | | | | \$225,770 |
| | | | | DOT | | | | | |
| 10455 Black Hawk MET | 5339 FTA Approved | Capital | Medium Duty Bus (to 28 ft.) Diesel,VSS Unit # 117 | Total | \$265,612 | | | | \$265,612 |
| | | | | FA | \$225,770 | | | | \$225,770 |
| | | | | DOT | | | | | |

MPO 30 / INRCOG (Cont.)

| Project ID Sponsor | Funds Approval Level | Project Type | Description Options Vehicle Unit Number | | 2024 | 2025 | 2026 | 2027 | Totals |
|-------------------------|----------------------|--------------|--|-------|-----------|------|------|------|-----------|
| 10456 Black Hawk MET | 5339 FTA Approved | Capital | Medium Duty Bus (to 28 ft.) Diesel,VSS Unit # 512 | Total | \$265,612 | | | | \$265,612 |
| | | | | FA | \$225,770 | | | | \$225,770 |
| | | | | DOT | | | | | |
| 10458 Black Hawk MET | 5339 FTA Approved | Capital | Light Duty Bus (176" wb) VSS Unit # 116 | Total | \$171,338 | | | | \$171,338 |
| | | | | FA | \$145,638 | | | | \$145,638 |
| | | | | DOT | | | | | |
| 10460 Black Hawk MET | 5339 FTA Approved | Capital | Light Duty Bus (176" wb) VSS Unit # 216 | Total | \$171,338 | | | | \$171,338 |
| | | | | FA | \$145,638 | | | | \$145,638 |
| | | | | DOT | | | | | |
| 10462 Black Hawk MET | 5339 FTA Approved | Capital | Light Duty Bus (176" wb) VSS Unit # 415 | Total | \$171,338 | | | | \$171,338 |
| | | | | FA | \$145,638 | | | | \$145,638 |
| | | | | DOT | | | | | |
| 10464 Black Hawk MET | 5339 FTA Approved | Capital | Light Duty Bus (176" wb) VSS Unit # 515 | Total | \$171,338 | | | | \$171,338 |
| | | | | FA | \$145,638 | | | | \$145,638 |
| | | | | DOT | | | | | |
| 10466 Black Hawk MET | 5339 FTA Approved | Capital | Light Duty Bus (176" wb) VSS Unit # 615 | Total | \$171,338 | | | | \$171,338 |
| | | | | FA | \$145,638 | | | | \$145,638 |
| | | | | DOT | | | | | |
| 10468 Black Hawk MET | 5339 FTA Approved | Capital | Heavy Duty Bus (30-34 ft.) Diesel,UFRC,VSS Unit # 210D | Total | \$660,795 | | | | \$660,795 |
| | | | | FA | \$561,676 | | | | \$561,676 |
| | | | | DOT | | | | | |
| 10470 Black Hawk MET | 5339 FTA Approved | Capital | Heavy Duty Bus (30-34 ft.) Diesel,UFRC,VSS,Low Floor Unit # 310D | Total | \$660,795 | | | | \$660,795 |
| | | | | FA | \$561,676 | | | | \$561,676 |
| | | | | DOT | | | | | |
| 10472 Black Hawk MET | 5339 FTA Approved | Capital | Heavy Duty Bus (30-34 ft.) Diesel,UFRC,VSS,Low Floor Unit # 903 | Total | \$660,795 | | | | \$660,795 |
| | | | | FA | \$561,676 | | | | \$561,676 |
| | | | | DOT | | | | | |
| 10474 Black Hawk MET | 5339 FTA Approved | Capital | Heavy Duty Bus (30-34 ft.) Diesel,UFRC,VSS,Low Floor Unit # 110 | Total | \$660,795 | | | | \$660,795 |
| | | | | FA | \$561,676 | | | | \$561,676 |
| | | | | DOT | | | | | |

MPO 30 / INRCOG (Cont.)

| Project ID Sponsor | Funds Approval Level | Project Type | Description Options Vehicle Unit Number | | 2024 | 2025 | 2026 | 2027 | Totals |
|-------------------------|----------------------|--------------|---|-------|-------------|-------------|-------------|-------------|--------------|
| 10476 Black Hawk MET | 5339 FTA Approved | Capital | Heavy Duty Bus (30-34 ft.) Diesel,UFRC,VSS,Low Floor | Total | \$660,795 | | | | \$660,795 |
| | | | | FA | \$561,676 | | | | \$561,676 |
| | | | | DOT | | | | | |
| 10478 Black Hawk MET | 5339 FTA Approved | Capital | Heavy Duty Bus (30-34 ft.) Diesel,UFRC,VSS,Low Floor | Total | \$660,795 | | | | \$660,795 |
| | | | | FA | \$561,676 | | | | \$561,676 |
| | | | | DOT | | | | | |
| 1168 Black Hawk MET | 5307 FTA Approved | Operations | General Operations/Maintenance/Administration/Planning | Total | \$4,640,000 | \$4,640,000 | \$4,640,000 | \$4,640,000 | \$18,560,000 |
| | | | | FA | \$2,320,000 | \$2,320,000 | \$2,320,000 | \$2,320,000 | \$9,280,000 |
| | | | | DOT | | | | | |
| 2128 Black Hawk MET | 5303 FTA Approved | Planning | Planning | Total | \$120,000 | \$120,000 | \$120,000 | \$120,000 | \$480,000 |
| | | | | FA | \$96,000 | \$96,000 | \$96,000 | \$96,000 | \$384,000 |
| | | | | DOT | | | | | |
| 2278 Black Hawk MET | 5310 FTA Approved | Operations | Preventative Maintenance and Mobility Coordinator Support | Total | \$130,000 | \$130,000 | \$130,000 | \$130,000 | \$520,000 |
| | | | | FA | \$104,000 | \$104,000 | \$104,000 | \$104,000 | \$416,000 |
| | | | | DOT | | | | | |
| 2279 Black Hawk MET | STA FTA Approved | Operations | State Transit Operating | Total | \$347,000 | \$358,000 | \$369,000 | \$380,000 | \$1,454,000 |
| | | | | FA | | | | | |
| | | | | DOT | \$347,000 | \$358,000 | \$369,000 | \$380,000 | \$1,454,000 |
| 5277 Black Hawk MET | 5339 FTA Approved | Capital | Heavy Duty Bus (30-34 ft.) Diesel,UFRC,VSS,Low Floor Unit # 212 | Total | | \$660,795 | | | \$660,795 |
| | | | | FA | | \$561,676 | | | \$561,676 |
| | | | | DOT | | | | | |
| 5278 Black Hawk MET | 5339 FTA Approved | Capital | Heavy Duty Bus (30-34 ft.) Diesel,UFRC,VSS,Low Floor Unit # 312 | Total | | \$660,795 | | | \$660,795 |
| | | | | FA | | \$561,676 | | | \$561,676 |
| | | | | DOT | | | | | |
| 5702 Black Hawk MET | 5339 FTA Approved | Capital | Heavy Duty Bus (30-34 ft.) Diesel,UFRC,VSS,Low Floor Unit # 114 | Total | | \$660,795 | | | \$660,795 |
| | | | | FA | | \$561,676 | | | \$561,676 |
| | | | | DOT | | | | | |
| 6320 Black Hawk MET | 5339 FTA Approved | Capital | Heavy Duty Bus (35-39 ft.) Diesel,UFRC,VSS,Low Floor Unit # 214 | Total | | \$681,453 | | | \$681,453 |
| | | | | FA | | \$570,735 | | | \$570,735 |
| | | | | DOT | | | | | |

MPO 30 / INRCOG (Cont.)

| Project ID Sponsor | Funds Approval Level | Project Type | Description Options Vehicle Unit Number | | 2024 | 2025 | 2026 | 2027 | Totals |
|-------------------------|----------------------------|--------------|---|-------|------|-----------|-----------|-----------|-----------|
| 6326 Black Hawk MET | 5339 FTA Approved | Capital | Light Duty Bus (176" wb) VSS Unit # 820 | Total | | \$171,338 | | | \$171,338 |
| | | | | FA | | \$145,638 | | | \$145,638 |
| | | | | DOT | | | | | |
| 6322 Black Hawk MET | 5339 FTA Approved | Capital | Light Duty Bus (176" wb) VSS Unit # 420 | Total | | | \$171,338 | | \$171,338 |
| | | | | FA | | | \$145,638 | | \$145,638 |
| | | | | DOT | | | | | |
| 6323 Black Hawk MET | 5339 FTA Approved | Capital | Light Duty Bus (176" wb) VSS Unit # 520 | Total | | | \$171,338 | | \$171,338 |
| | | | | FA | | | \$145,638 | | \$145,638 |
| | | | | DOT | | | | | |
| 6324 Black Hawk MET | 5339 FTA Approved | Capital | Light Duty Bus (176" wb) VSS Unit # 620 | Total | | | \$171,338 | | \$171,338 |
| | | | | FA | | | \$145,638 | | \$145,638 |
| | | | | DOT | | | | | |
| 6325 Black Hawk MET | 5339 FTA Approved | Capital | Light Duty Bus (176" wb) VSS Unit # 720 | Total | | | \$171,338 | | \$171,338 |
| | | | | FA | | | \$145,638 | | \$145,638 |
| | | | | DOT | | | | | |
| 10480 Black Hawk MET | 5339 FTA Approved | Capital | Light Duty Bus (176" wb) VSS | Total | | | | \$171,338 | \$171,338 |
| | | | | FA | | | | \$145,638 | \$145,638 |
| | | | | DOT | | | | | |

RPA 1

| Project ID Sponsor | Funds Approval Level | Project Type | Description Options Vehicle Unit Number | | 2024 | 2025 | 2026 | 2027 | Totals |
|---|----------------------------|--------------|---|-------|----------|------|------|------|----------|
| 6557 Northeast Iowa Community Action Corporation - Transit | 5339 FTA Approved | Capital | Minivan VSS Unit # 14057 | Total | \$93,265 | | | | \$93,265 |
| | | | | FA | \$93,265 | | | | \$93,265 |
| | | | | DOT | | | | | |
| 10721 Northeast Iowa Community Action Corporation - Transit | 5339 FTA Approved | Capital | Light Duty Bus (176" wb) | Total | \$93,700 | | | | \$93,700 |
| | | | | FA | \$79,645 | | | | \$79,645 |
| | | | | DOT | | | | | |
| 10723 Northeast Iowa Community Action Corporation - Transit | 5339 FTA Approved | Capital | Light Duty Bus (176" wb) | Total | \$93,700 | | | | \$93,700 |
| | | | | FA | \$79,645 | | | | \$79,645 |
| | | | | DOT | | | | | |
| 10724 Northeast Iowa Community Action Corporation - Transit | 5339 FTA Approved | Capital | Light Duty Bus (176" wb) | Total | \$93,700 | | | | \$93,700 |
| | | | | FA | \$79,645 | | | | \$79,645 |
| | | | | DOT | | | | | |
| 10725 Northeast Iowa Community Action Corporation - Transit | 5339 FTA Approved | Capital | Minivan | Total | \$53,500 | | | | \$53,500 |
| | | | | FA | \$45,475 | | | | \$45,475 |
| | | | | DOT | | | | | |
| 10726 Northeast Iowa Community Action Corporation - Transit | 5339 FTA Approved | Capital | Minivan | Total | \$53,500 | | | | \$53,500 |
| | | | | FA | \$45,475 | | | | \$45,475 |
| | | | | DOT | | | | | |
| 10727 Northeast Iowa Community Action Corporation - Transit | 5339 FTA Approved | Capital | Light Duty Bus (176" wb) | Total | \$93,700 | | | | \$93,700 |
| | | | | FA | \$79,645 | | | | \$79,645 |
| | | | | DOT | | | | | |
| 10728 Northeast Iowa Community Action Corporation - Transit | 5339 FTA Approved | Capital | Light Duty Bus (176" wb) | Total | \$93,700 | | | | \$93,700 |
| | | | | FA | \$79,645 | | | | \$79,645 |
| | | | | DOT | | | | | |
| 10730 Northeast Iowa Community Action Corporation - Transit | 5339 FTA Approved | Capital | Light Duty Bus (176" wb) | Total | \$93,700 | | | | \$93,700 |
| | | | | FA | \$79,645 | | | | \$79,645 |
| | | | | DOT | | | | | |
| 10731 Northeast Iowa Community Action Corporation - Transit | 5339 FTA Approved | Capital | Light Duty Bus (176" wb) | Total | \$93,700 | | | | \$93,700 |
| | | | | FA | \$79,645 | | | | \$79,645 |
| | | | | DOT | | | | | |

RPA 1 (Cont.)

| Project ID Sponsor | Funds Approval Level | Project Type | Description Options Vehicle Unit Number | | 2024 | 2025 | 2026 | 2027 | Totals |
|---|----------------------------|--------------|---|-------|-----------|-----------|-----------|------|-----------|
| 10741 Northeast Iowa Community Action Corporation - Transit | 5339 FTA Approved | Capital | Light-duty bus (176") wb VSS Unit # 12186 | Total | \$142,238 | | | | \$142,238 |
| | | | | FA | \$142,238 | | | | \$142,238 |
| | | | | DOT | | | | | |
| 10742 Northeast Iowa Community Action Corporation - Transit | 5311 FTA Approved | Operations | 5311 Funding | Total | \$786,819 | | | | \$786,819 |
| | | | | FA | \$786,819 | | | | \$786,819 |
| | | | | DOT | | | | | |
| 10743 Northeast Iowa Community Action Corporation - Transit | STA FTA Approved | Operations | STA Funding | Total | \$416,860 | | | | \$416,860 |
| | | | | FA | | | | | |
| | | | | DOT | \$416,860 | | | | \$416,860 |
| 6561 Northeast Iowa Community Action Corporation - Transit | 5339 FTA Approved | Capital | Light Duty Bus (176" wb) Unit # 15183 | Total | | \$139,037 | | | \$139,037 |
| | | | | FA | | \$120,902 | | | \$120,902 |
| | | | | DOT | | | | | |
| 10719 Northeast Iowa Community Action Corporation - Transit | 5339 FTA Approved | Capital | Light Duty Bus (176" wb) Unit # 15182 | Total | | \$96,000 | | | \$96,000 |
| | | | | FA | | \$81,600 | | | \$81,600 |
| | | | | DOT | | | | | |
| 10720 Northeast Iowa Community Action Corporation - Transit | 5339 FTA Approved | Capital | Light Duty Bus (176" wb) Unit # 15181 | Total | | \$96,000 | | | \$96,000 |
| | | | | FA | | \$81,600 | | | \$81,600 |
| | | | | DOT | | | | | |
| 10729 Northeast Iowa Community Action Corporation - Transit | 5339 FTA Approved | Capital | Minivan | Total | | \$55,689 | | | \$55,689 |
| | | | | FA | | \$47,336 | | | \$47,336 |
| | | | | DOT | | | | | |
| 6558 Northeast Iowa Community Action Corporation - Transit | 5339 FTA Approved | Capital | Minivan Unit # 14058 | Total | | | \$89,352 | | \$89,352 |
| | | | | FA | | | \$77,698 | | \$77,698 |
| | | | | DOT | | | | | |
| 6562 Northeast Iowa Community Action Corporation - Transit | 5339 FTA Approved | Capital | Light Duty Bus (176" wb) Unit # 16181 | Total | | | \$139,037 | | \$139,037 |
| | | | | FA | | | \$120,902 | | \$120,902 |
| | | | | DOT | | | | | |
| 6563 Northeast Iowa Community Action Corporation - Transit | 5339 FTA Approved | Capital | Light Duty Bus (176" wb) Unit # 16182 | Total | | | \$139,037 | | \$139,037 |
| | | | | FA | | | \$120,902 | | \$120,902 |
| | | | | DOT | | | | | |

RPA 1 (Cont.)

| Project ID Sponsor | Funds Approval Level | Project Type | Description Options Vehicle Unit Number | | 2024 | 2025 | 2026 | 2027 | Totals |
|---|----------------------------|--------------|---|-------|------|------|-----------|-----------|-----------|
| 6564 Northeast Iowa Community Action Corporation - Transit | 5339 FTA Approved | Capital | Light Duty Bus (176" wb) Unit # 16183 | Total | | | \$139,037 | | \$139,037 |
| | | | | FA | | | \$120,902 | | \$120,902 |
| | | | | DOT | | | | | |
| 6565 Northeast Iowa Community Action Corporation - Transit | 5339 FTA Approved | Capital | Conversion Van Unit # 170701 | Total | | | \$84,877 | | \$84,877 |
| | | | | FA | | | \$73,806 | | \$73,806 |
| | | | | DOT | | | | | |
| 10722 Northeast Iowa Community Action Corporation - Transit | 5339 FTA Approved | Capital | Minivan | Total | | | \$53,500 | | \$53,500 |
| | | | | FA | | | \$45,475 | | \$45,475 |
| | | | | DOT | | | | | |
| 6566 Northeast Iowa Community Action Corporation - Transit | 5339 FTA Approved | Capital | Light Duty Bus (176" wb) Unit # 17182 | Total | | | | \$139,037 | \$139,037 |
| | | | | FA | | | | \$120,902 | \$120,902 |
| | | | | DOT | | | | | |

RPA 2

| Project ID Sponsor | Funds Approval Level | Project Type | Description Options Vehicle Unit Number | | 2024 | 2025 | 2026 | 2027 | Totals |
|--|---------------------------|--------------|--|-------|-------------|------|------|------|-------------|
| 1238 North Iowa Area Regional Transit System | 5311, STA FTA Approved | Operations | General Operations/Maintenance/Administration | Total | \$1,496,981 | | | | \$1,496,981 |
| | | | | FA | \$987,516 | | | | \$987,516 |
| | | | | DOT | \$509,465 | | | | \$509,465 |
| 6139 North Iowa Area Regional Transit System | 5339 FTA Approved | Capital | Light Duty Bus (158" wb) Unit # S028 | Total | \$102,280 | | | | \$102,280 |
| | | | | FA | \$86,938 | | | | \$86,938 |
| | | | | DOT | | | | | |
| 10772 North Iowa Area Regional Transit System | 5339 FTA Approved | Capital | Light Duty Bus (158" wb) Unit # D089 | Total | \$154,340 | | | | \$154,340 |
| | | | | FA | \$131,189 | | | | \$131,189 |
| | | | | DOT | | | | | |
| 10773 North Iowa Area Regional Transit System | 5339 FTA Approved | Capital | Light Duty Bus (176" wb) VSS Unit # B020 | Total | \$162,760 | | | | \$162,760 |
| | | | | FA | \$138,346 | | | | \$138,346 |
| | | | | DOT | | | | | |
| 10775 North Iowa Area Regional Transit System | 5339 FTA Approved | Capital | Light Duty Bus (158" wb) VSS Unit # D089 | Total | \$154,340 | | | | \$154,340 |
| | | | | FA | \$131,189 | | | | \$131,189 |
| | | | | DOT | | | | | |
| 10776 North Iowa Area Regional Transit System | 5339 FTA Approved | Capital | Light Duty Bus (138" wb) VSS Unit # D090 | Total | \$154,340 | | | | \$154,340 |
| | | | | FA | \$131,189 | | | | \$131,189 |
| | | | | DOT | | | | | |
| 10777 North Iowa Area Regional Transit System | 5339 FTA Approved | Capital | Light Duty Bus (158" wb) VSS Unit # D081 | Total | \$162,760 | | | | \$162,760 |
| | | | | FA | \$138,346 | | | | \$138,346 |
| | | | | DOT | | | | | |
| 10778 North Iowa Area Regional Transit System | 5339 FTA Approved | Capital | Light Duty Bus (158" wb) VSS Unit # D082 | Total | \$162,760 | | | | \$162,760 |
| | | | | FA | \$138,346 | | | | \$138,346 |
| | | | | DOT | | | | | |
| 10779 North Iowa Area Regional Transit System | 5339 FTA Approved | Capital | Light Duty Bus (176" wb) VSS Unit # E009 | Total | \$162,760 | | | | \$162,760 |
| | | | | FA | \$138,346 | | | | \$138,346 |
| | | | | DOT | | | | | |
| 10780 North Iowa Area Regional Transit System | 5339 FTA Approved | Capital | Light Duty Bus (138" wb) VSS Unit # D092 | Total | \$154,340 | | | | \$154,340 |
| | | | | FA | \$131,189 | | | | \$131,189 |
| | | | | DOT | | | | | |

RPA 2 (Cont.)

| Project ID Sponsor | Funds Approval Level | Project Type | Description Options Vehicle Unit Number | | 2024 | 2025 | 2026 | 2027 | Totals |
|---|----------------------------|--------------|--|-------|-------------|-------------|-------------|-------------|-------------|
| 10781 North Iowa Area Regional Transit System | 5339 FTA Approved | Capital | Light Duty Bus (176" wb) VSS Unit # E010 | Total | \$162,760 | | | | \$162,760 |
| | | | | FA | \$138,346 | | | | \$138,346 |
| | | | | DOT | | | | | |
| 10782 North Iowa Area Regional Transit System | 5339 FTA Approved | Capital | Light Duty Bus (138" wb) VSS Unit # D091 | Total | \$154,340 | | | | \$154,340 |
| | | | | FA | \$131,189 | | | | \$131,189 |
| | | | | DOT | | | | | |
| 10783 North Iowa Area Regional Transit System | 5339 FTA Approved | Capital | Light Duty Bus (176" wb) VSS Unit # E011 | Total | \$162,760 | | | | \$162,760 |
| | | | | FA | \$138,346 | | | | \$138,346 |
| | | | | DOT | | | | | |
| 10784 North Iowa Area Regional Transit System | 5339 FTA Approved | Capital | Light Duty Bus (138" wb) VSS Unit # U004 | Total | \$154,340 | | | | \$154,340 |
| | | | | FA | \$131,189 | | | | \$131,189 |
| | | | | DOT | | | | | |
| 10785 North Iowa Area Regional Transit System | 5339 FTA Approved | Capital | Light Duty Bus (138" wb) VSS Unit # D094 | Total | \$154,340 | | | | \$154,340 |
| | | | | FA | \$131,189 | | | | \$131,189 |
| | | | | DOT | | | | | |
| 10786 North Iowa Area Regional Transit System | 5339 FTA Approved | Capital | Light Duty Bus (138" wb) VSS Unit # D096 | Total | \$154,340 | | | | \$154,340 |
| | | | | FA | \$131,189 | | | | \$131,189 |
| | | | | DOT | | | | | |
| 10787 North Iowa Area Regional Transit System | 5339 FTA Approved | Capital | Light Duty Bus (138" wb) VSS Unit # D095 | Total | \$154,340 | | | | \$154,340 |
| | | | | FA | \$131,189 | | | | \$131,189 |
| | | | | DOT | | | | | |
| 10788 North Iowa Area Regional Transit System | 5339 FTA Approved | Capital | Light Duty Bus (158" wb) VSS Unit # 9022 | Total | \$102,280 | | | | \$102,280 |
| | | | | FA | \$86,938 | | | | \$86,938 |
| | | | | DOT | | | | | |
| 10789 North Iowa Area Regional Transit System | PTIG FTA Approved | Capital | Forest City Bus Storage Facility | Total | \$500,000 | | | | \$500,000 |
| | | | | FA | | | | | |
| | | | | DOT | \$300,000 | | | | \$300,000 |
| 4697 Mason City Transit | 5311, STA FTA Approved | Operations | General Operations | Total | \$1,888,201 | \$1,944,847 | \$2,003,192 | \$2,063,288 | \$7,899,528 |
| | | | | FA | \$793,699 | \$817,510 | \$842,035 | \$867,296 | \$3,320,540 |
| | | | | DOT | \$300,803 | \$309,827 | \$319,122 | \$328,696 | \$1,258,448 |

RPA 2 (Cont.)

| Project ID Sponsor | Funds Approval Level | Project Type | Description Options Vehicle Unit Number | | 2024 | 2025 | 2026 | 2027 | Totals |
|--|----------------------------|--------------|---|-------|------|-----------|------|------|-----------|
| 4878 Mason City Transit | 5339 FTA Approved | Capital | Light Duty Bus (176" wb) UFRC,VSS Unit # 51 | Total | | \$179,575 | | | \$179,575 |
| | | | | FA | | \$152,638 | | | \$152,638 |
| | | | | DOT | | | | | |
| 4880 Mason City Transit | 5339 FTA Approved | Capital | Light Duty Bus (176" wb) UFRC,VSS Unit # 53 | Total | | \$179,575 | | | \$179,575 |
| | | | | FA | | \$152,638 | | | \$152,638 |
| | | | | DOT | | | | | |
| 4881 Mason City Transit | 5339 FTA Approved | Capital | Light Duty Bus (176" wb) UFRC,VSS Unit # 54 | Total | | \$179,575 | | | \$179,575 |
| | | | | FA | | \$152,638 | | | \$152,638 |
| | | | | DOT | | | | | |
| 6126 North Iowa Area Regional Transit System | 5339 FTA Approved | Capital | Light Duty Bus (176" wb) | Total | | \$108,000 | | | \$108,000 |
| | | | | FA | | \$91,800 | | | \$91,800 |
| | | | | DOT | | | | | |
| 6127 North Iowa Area Regional Transit System | 5339 FTA Approved | Capital | Light Duty Bus (158" wb) | Total | | \$102,280 | | | \$102,280 |
| | | | | FA | | \$86,938 | | | \$86,938 |
| | | | | DOT | | | | | |
| 6128 North Iowa Area Regional Transit System | 5339 FTA Approved | Capital | Light Duty Bus (158" wb) | Total | | \$102,280 | | | \$102,280 |
| | | | | FA | | \$86,938 | | | \$86,938 |
| | | | | DOT | | | | | |
| 6129 North Iowa Area Regional Transit System | 5339 FTA Approved | Capital | Light Duty Bus (158" wb) | Total | | \$102,280 | | | \$102,280 |
| | | | | FA | | \$86,938 | | | \$86,938 |
| | | | | DOT | | | | | |
| 6130 North Iowa Area Regional Transit System | 5339 FTA Approved | Capital | Light Duty Bus (158" wb) | Total | | \$102,280 | | | \$102,280 |
| | | | | FA | | \$86,938 | | | \$86,938 |
| | | | | DOT | | | | | |
| 6131 North Iowa Area Regional Transit System | 5339 FTA Approved | Capital | Light Duty Bus (158" wb) | Total | | \$108,000 | | | \$108,000 |
| | | | | FA | | \$91,800 | | | \$91,800 |
| | | | | DOT | | | | | |
| 6132 North Iowa Area Regional Transit System | 5339 FTA Approved | Capital | Light Duty Bus (158" wb) | Total | | \$102,280 | | | \$102,280 |
| | | | | FA | | \$86,938 | | | \$86,938 |
| | | | | DOT | | | | | |

RPA 2 (Cont.)

| Project ID Sponsor | Funds Approval Level | Project Type | Description Options Vehicle Unit Number | | 2024 | 2025 | 2026 | 2027 | Totals |
|---|----------------------|--------------|--|-------|------|-----------|------|------|-----------|
| 6133 North Iowa Area Regional Transit System | 5339 FTA Approved | Capital | Light Duty Bus (158" wb) | Total | | \$102,280 | | | \$102,280 |
| | | | | FA | | \$86,938 | | | \$86,938 |
| | | | | DOT | | | | | |
| 6134 North Iowa Area Regional Transit System | 5339 FTA Approved | Capital | Light Duty Bus (158" wb) | Total | | \$102,280 | | | \$102,280 |
| | | | | FA | | \$86,938 | | | \$86,938 |
| | | | | DOT | | | | | |
| 6135 North Iowa Area Regional Transit System | 5339 FTA Approved | Capital | Light Duty Bus (158" wb) | Total | | \$102,280 | | | \$102,280 |
| | | | | FA | | \$86,938 | | | \$86,938 |
| | | | | DOT | | | | | |
| 6136 North Iowa Area Regional Transit System | 5339 FTA Approved | Capital | Light Duty Bus (158" wb) | Total | | \$102,280 | | | \$102,280 |
| | | | | FA | | \$86,938 | | | \$86,938 |
| | | | | DOT | | | | | |
| 6137 North Iowa Area Regional Transit System | 5339 FTA Approved | Capital | Light Duty Bus (158" wb) | Total | | \$102,280 | | | \$102,280 |
| | | | | FA | | \$86,938 | | | \$86,938 |
| | | | | DOT | | | | | |
| 6138 North Iowa Area Regional Transit System | 5339 FTA Approved | Capital | Light Duty Bus (158" wb) | Total | | \$102,280 | | | \$102,280 |
| | | | | FA | | \$86,938 | | | \$86,938 |
| | | | | DOT | | | | | |
| 6140 North Iowa Area Regional Transit System | 5339 FTA Approved | Capital | Light Duty Bus (176" wb) Unit # S026 | Total | | \$108,000 | | | \$108,000 |
| | | | | FA | | \$91,800 | | | \$91,800 |
| | | | | DOT | | | | | |
| 6141 North Iowa Area Regional Transit System | 5339 FTA Approved | Capital | Light Duty Bus (158" wb) VSS Unit # 2009 | Total | | \$150,000 | | | \$150,000 |
| | | | | FA | | \$127,500 | | | \$127,500 |
| | | | | DOT | | | | | |
| 6142 North Iowa Area Regional Transit System | 5339 FTA Approved | Capital | Light Duty Bus (158" wb) Unit # G021 | Total | | \$102,280 | | | \$102,280 |
| | | | | FA | | \$86,938 | | | \$86,938 |
| | | | | DOT | | | | | |
| 6143 North Iowa Area Regional Transit System | 5339 FTA Approved | Capital | Light Duty Bus (158" wb) Unit # A007 | Total | | \$102,280 | | | \$102,280 |
| | | | | FA | | \$86,938 | | | \$86,938 |
| | | | | DOT | | | | | |

RPA 2 (Cont.)

| Project ID Sponsor | Funds Approval Level | Project Type | Description Options Vehicle Unit Number | | 2024 | 2025 | 2026 | 2027 | Totals |
|---|----------------------|--------------|---|-------|------|-----------|------|------|-----------|
| 6144 North Iowa Area Regional Transit System | 5339 FTA Approved | Capital | Light Duty Bus (158" wb) Unit # M007 | Total | | \$102,280 | | | \$102,280 |
| | | | | FA | | \$86,938 | | | \$86,938 |
| | | | | DOT | | | | | |
| 6145 North Iowa Area Regional Transit System | 5339 FTA Approved | Capital | Light Duty Bus (158" wb) Unit # D097 | Total | | \$102,280 | | | \$102,280 |
| | | | | FA | | \$86,938 | | | \$86,938 |
| | | | | DOT | | | | | |
| 6146 North Iowa Area Regional Transit System | 5339 FTA Approved | Capital | Light Duty Bus (158" wb) Unit # W006 | Total | | \$102,280 | | | \$102,280 |
| | | | | FA | | \$86,938 | | | \$86,938 |
| | | | | DOT | | | | | |
| 6147 North Iowa Area Regional Transit System | 5339 FTA Approved | Capital | Light Duty Bus (158" wb) Unit # G023 | Total | | \$102,280 | | | \$102,280 |
| | | | | FA | | \$86,938 | | | \$86,938 |
| | | | | DOT | | | | | |
| 6148 North Iowa Area Regional Transit System | 5339 FTA Approved | Capital | Light Duty Bus (158" wb) Unit # G022 | Total | | \$102,280 | | | \$102,280 |
| | | | | FA | | \$86,938 | | | \$86,938 |
| | | | | DOT | | | | | |
| 6149 North Iowa Area Regional Transit System | 5339 FTA Approved | Capital | Light Duty Bus (158" wb) Unit # T002 | Total | | \$102,280 | | | \$102,280 |
| | | | | FA | | \$86,938 | | | \$86,938 |
| | | | | DOT | | | | | |
| 6150 North Iowa Area Regional Transit System | 5339 FTA Approved | Capital | Light Duty Bus (176" wb) Unit # D098 | Total | | \$108,000 | | | \$108,000 |
| | | | | FA | | \$91,800 | | | \$91,800 |
| | | | | DOT | | | | | |
| 6247 North Iowa Area Regional Transit System | 5339 FTA Approved | Capital | Light Duty Bus (158" wb) Unit # 9025 | Total | | \$102,280 | | | \$102,280 |
| | | | | FA | | \$86,938 | | | \$86,938 |
| | | | | DOT | | | | | |
| 6248 North Iowa Area Regional Transit System | 5339 FTA Approved | Capital | Light Duty Bus (176" wb) Unit # B024 | Total | | \$108,000 | | | \$108,000 |
| | | | | FA | | \$91,800 | | | \$91,800 |
| | | | | DOT | | | | | |
| 6249 North Iowa Area Regional Transit System | 5339 FTA Approved | Capital | Light Duty Bus (176" wb) Unit # E012 | Total | | \$108,000 | | | \$108,000 |
| | | | | FA | | \$91,800 | | | \$91,800 |
| | | | | DOT | | | | | |

RPA 2 (Cont.)

| Project ID Sponsor | Funds Approval Level | Project Type | Description Options Vehicle Unit Number | | 2024 | 2025 | 2026 | 2027 | Totals |
|--|----------------------------|--------------|---|-------|------|-----------|-----------|------|-----------|
| 6250 North Iowa Area Regional Transit System | 5339 FTA Approved | Capital | Light Duty Bus (176" wb) Unit # E013 | Total | | \$108,000 | | | \$108,000 |
| | | | | FA | | \$91,800 | | | \$91,800 |
| | | | | DOT | | | | | |
| 6251 North Iowa Area Regional Transit System | 5339 FTA Approved | Capital | Light Duty Bus (176" wb) Unit # E014 | Total | | \$108,000 | | | \$108,000 |
| | | | | FA | | \$91,800 | | | \$91,800 |
| | | | | DOT | | | | | |
| 6550 North Iowa Area Regional Transit System | 5339 FTA Approved | Capital | Light Duty Bus (176" wb) | Total | | \$110,000 | | | \$110,000 |
| | | | | FA | | \$93,500 | | | \$93,500 |
| | | | | DOT | | | | | |
| 5430 Mason City Transit | 5339 FTA Approved | Capital | Light Duty Bus (176" wb) UFRC,VSS Unit # 56 | Total | | | \$179,575 | | \$179,575 |
| | | | | FA | | | \$152,638 | | \$152,638 |
| | | | | DOT | | | | | |
| 7820 Mason City Transit | 5339 FTA Approved | Capital | Light Duty Bus (176" wb) UFRC,VSS Unit # 57 | Total | | | \$179,575 | | \$179,575 |
| | | | | FA | | | \$152,638 | | \$152,638 |
| | | | | DOT | | | | | |
| 7822 Mason City Transit | 5339 FTA Approved | Capital | Light Duty Bus (176" wb) UFRC,VSS Unit # 59 | Total | | | \$179,575 | | \$179,575 |
| | | | | FA | | | \$152,638 | | \$152,638 |
| | | | | DOT | | | | | |
| 7823 Mason City Transit | 5339 FTA Approved | Capital | Light Duty Bus (176" wb) UFRC,VSS Unit # 60 | Total | | | \$179,575 | | \$179,575 |
| | | | | FA | | | \$152,638 | | \$152,638 |
| | | | | DOT | | | | | |

RPA 3

| Project ID Sponsor | Funds Approval Level | Project Type | Description Options Vehicle Unit Number | | 2024 | 2025 | 2026 | 2027 | Totals |
|---|----------------------------|--------------|--|-------|-------------|------|------|------|-------------|
| 2890 Regional Transit Authority (RIDES) | 5311, STA FTA Approved | Operations | General Operations/Maintenance/Administration | Total | \$3,400,000 | | | | \$3,400,000 |
| | | | | FA | \$900,000 | | | | \$900,000 |
| | | | | DOT | \$500,000 | | | | \$500,000 |
| 5420 Regional Transit Authority (RIDES) | 5339 FTA Approved | Capital | Minivan Unit # 1501 | Total | \$55,000 | | | | \$55,000 |
| | | | | FA | \$46,750 | | | | \$46,750 |
| | | | | DOT | | | | | |
| 5421 Regional Transit Authority (RIDES) | 5339 FTA Approved | Capital | Light Duty Bus (158" wb) Unit # 1602 | Total | \$91,100 | | | | \$91,100 |
| | | | | FA | \$77,435 | | | | \$77,435 |
| | | | | DOT | | | | | |
| 5422 Regional Transit Authority (RIDES) | 5339 FTA Approved | Capital | Minivan Unit # 1704 | Total | \$55,000 | | | | \$55,000 |
| | | | | FA | \$46,750 | | | | \$46,750 |
| | | | | DOT | | | | | |
| 5423 Regional Transit Authority (RIDES) | 5339 FTA Approved | Capital | Minivan Unit # 1703 | Total | \$55,000 | | | | \$55,000 |
| | | | | FA | \$46,750 | | | | \$46,750 |
| | | | | DOT | | | | | |
| 5424 Regional Transit Authority (RIDES) | 5339 FTA Approved | Capital | Minivan Unit # 1702 | Total | \$55,000 | | | | \$55,000 |
| | | | | FA | \$46,750 | | | | \$46,750 |
| | | | | DOT | | | | | |
| 5425 Regional Transit Authority (RIDES) | 5339 FTA Approved | Capital | Minivan Unit # 1701 | Total | \$55,000 | | | | \$55,000 |
| | | | | FA | \$46,750 | | | | \$46,750 |
| | | | | DOT | | | | | |
| 5426 Regional Transit Authority (RIDES) | 5339 FTA Approved | Capital | Minivan Unit # 1700 | Total | \$55,000 | | | | \$55,000 |
| | | | | FA | \$46,750 | | | | \$46,750 |
| | | | | DOT | | | | | |
| 5427 Regional Transit Authority (RIDES) | 5339 FTA Approved | Capital | Minivan Unit # 1801 | Total | \$55,000 | | | | \$55,000 |
| | | | | FA | \$46,750 | | | | \$46,750 |
| | | | | DOT | | | | | |
| 6338 Regional Transit Authority (RIDES) | 5339 FTA Approved | Capital | Light Duty Bus (158" wb) VSS Unit # 1802 | Total | \$96,280 | | | | \$96,280 |
| | | | | FA | \$81,838 | | | | \$81,838 |
| | | | | DOT | | | | | |

RPA 3 (Cont.)

| Project ID Sponsor | Funds Approval Level | Project Type | Description Options Vehicle Unit Number | | 2024 | 2025 | 2026 | 2027 | Totals |
|---|---------------------------|--------------|--|-------|-----------|-------------|-------------|-----------|-------------|
| 6339 Regional Transit Authority (RIDES) | 5339 FTA Approved | Capital | Light Duty Bus (158" wb) VSS Unit # 1805 | Total | \$96,280 | | | | \$96,280 |
| | | | | FA | \$81,838 | | | | \$81,838 |
| | | | | DOT | | | | | |
| 6340 Regional Transit Authority (RIDES) | 5339 FTA Approved | Capital | Light Duty Bus (158" wb) VSS Unit # 1807 | Total | \$96,280 | | | | \$96,280 |
| | | | | FA | \$81,838 | | | | \$81,838 |
| | | | | DOT | | | | | |
| 6341 Regional Transit Authority (RIDES) | 5339 FTA Approved | Capital | Light Duty Bus (176" wb) VSS Unit # 1806 | Total | \$102,000 | | | | \$102,000 |
| | | | | FA | \$86,700 | | | | \$86,700 |
| | | | | DOT | | | | | |
| 6342 Regional Transit Authority (RIDES) | 5339 FTA Approved | Capital | Light Duty Bus (176" wb) VSS Unit # 1808 | Total | \$102,000 | | | | \$102,000 |
| | | | | FA | \$86,700 | | | | \$86,700 |
| | | | | DOT | | | | | |
| 6343 Regional Transit Authority (RIDES) | 5339 FTA Approved | Capital | Light Duty Bus (176" wb) Unit # 1813 | Total | \$102,000 | | | | \$102,000 |
| | | | | FA | \$86,700 | | | | \$86,700 |
| | | | | DOT | | | | | |
| 6337 Regional Transit Authority (RIDES) | 5311, STA FTA Approved | Operations | Operations/Maintenance/Administration | Total | | \$3,900,000 | | | \$3,900,000 |
| | | | | FA | | \$900,000 | | | \$900,000 |
| | | | | DOT | | \$500,000 | | | \$500,000 |
| 9962 Regional Transit Authority (RIDES) | 5311, STA FTA Approved | Operations | | Total | | | \$3,900,000 | | \$3,900,000 |
| | | | | FA | | | \$900,000 | | \$900,000 |
| | | | | DOT | | | \$500,000 | | \$500,000 |
| 10606 Regional Transit Authority (RIDES) | 5339 FTA Approved | Capital | VSS Unit # 1814 | Total | | | | \$143,393 | \$143,393 |
| | | | | FA | | | | \$121,884 | \$121,884 |
| | | | | DOT | | | | | |
| 10704 Regional Transit Authority (RIDES) | 5339 FTA Approved | Capital | Ford Glavel 158 VSS Unit # 1812 | Total | | | | \$143,393 | \$143,393 |
| | | | | FA | | | | \$121,884 | \$121,884 |
| | | | | DOT | | | | | |
| 10705 Regional Transit Authority (RIDES) | 5339 FTA Approved | Capital | Ford Glavel 158 E450 Unit # 1811 | Total | | | | \$143,393 | \$143,393 |
| | | | | FA | | | | \$121,884 | \$121,884 |
| | | | | DOT | | | | | |

RPA 3 (Cont.)

| Project ID Sponsor | Funds Approval Level | Project Type | Description Options Vehicle Unit Number | | 2024 | 2025 | 2026 | 2027 | Totals |
|---|----------------------|--------------|--|-------|------|------|------|-----------|-----------|
| 10706 Regional Transit Authority (RIDES) | 5339 FTA Approved | Capital | Ford Glavel 158 E450 VSS Unit # 1810 | Total | | | | \$143,393 | \$143,393 |
| | | | | FA | | | | \$121,884 | \$121,884 |
| | | | | DOT | | | | | |
| 10707 Regional Transit Authority (RIDES) | 5339 FTA Approved | Capital | Ford Glavel 158 E450 VSS Unit # 1809 | Total | | | | \$143,393 | \$143,393 |
| | | | | FA | | | | \$121,884 | \$121,884 |
| | | | | DOT | | | | | |
| 10708 Regional Transit Authority (RIDES) | 5339 FTA Approved | Capital | Ford Glavel 158 E450 VSS Unit # 1804 | Total | | | | \$143,393 | \$143,393 |
| | | | | FA | | | | \$121,884 | \$121,884 |
| | | | | DOT | | | | | |
| 10709 Regional Transit Authority (RIDES) | 5339 FTA Approved | Capital | Ford Glavel 158 E450 VSS Unit # 1803 | Total | | | | \$143,393 | \$143,393 |
| | | | | FA | | | | \$121,884 | \$121,884 |
| | | | | DOT | | | | | |

RPA 4

| Project ID Sponsor | Funds Approval Level | Project Type | Description Options Vehicle Unit Number | | 2024 | 2025 | 2026 | 2027 | Totals |
|--|----------------------|--------------|--|-------|-----------|------|------|------|-----------|
| 10349 Siouxland Regional Transit System | 5339 FTA Approved | Capital | 2018 FORD Glaval E450, 7566A, 1FD4E4FSSJDC17366 VSS Unit # 7566A | Total | \$134,637 | | | | \$134,637 |
| | | | | FA | \$114,441 | | | | \$114,441 |
| | | | | DOT | | | | | |
| 10350 Siouxland Regional Transit System | 5339 FTA Approved | Capital | 2018 FORD Glaval E450, 7565A, 1FD4E4FSSJDC17365 VSS Unit # 7565A | Total | \$134,637 | | | | \$134,637 |
| | | | | FA | \$114,441 | | | | \$114,441 |
| | | | | DOT | | | | | |
| 10351 Siouxland Regional Transit System | 5339 FTA Approved | Capital | 2018 FORD Glaval E450, 7564, 1FD4E4FSSJDC17364 VSS Unit # 7564 | Total | \$134,637 | | | | \$134,637 |
| | | | | FA | \$114,441 | | | | \$114,441 |
| | | | | DOT | | | | | |
| 10352 Siouxland Regional Transit System | 5339 FTA Approved | Capital | 2018 FORD Glaval E450, 7563, 1FD4E4FSXJDC17363 VSS Unit # 7563 | Total | \$134,637 | | | | \$134,637 |
| | | | | FA | \$114,441 | | | | \$114,441 |
| | | | | DOT | | | | | |
| 10353 Siouxland Regional Transit System | 5339 FTA Approved | Capital | 2017 FORD Glaval E450, 7562, 1FD4E4FS9HDC07403 VSS Unit # 7562 | Total | \$134,637 | | | | \$134,637 |
| | | | | FA | \$114,441 | | | | \$114,441 |
| | | | | DOT | | | | | |
| 10354 Siouxland Regional Transit System | 5339 FTA Approved | Capital | 2017 FORD Glaval E450, 7561, 1FD4E4FS7HDC07402 VSS Unit # 7561 | Total | \$134,637 | | | | \$134,637 |
| | | | | FA | \$114,441 | | | | \$114,441 |
| | | | | DOT | | | | | |
| 10355 Siouxland Regional Transit System | 5339 FTA Approved | Capital | 2017 FORD Glaval E450, 7560A, 1FD4E4FS5HDC07401 VSS Unit # 7560A | Total | \$134,637 | | | | \$134,637 |
| | | | | FA | \$114,441 | | | | \$114,441 |
| | | | | DOT | | | | | |
| 10356 Siouxland Regional Transit System | 5339 FTA Approved | Capital | 2016 FORD Glaval E450, 7559, 1FD4E4FSXGDC43390 VSS Unit # 7559 | Total | \$134,637 | | | | \$134,637 |
| | | | | FA | \$114,441 | | | | \$114,441 |
| | | | | DOT | | | | | |
| 10357 Siouxland Regional Transit System | 5339 FTA Approved | Capital | 2016 FORD Glaval E450, 7558, 1FD4E4FS3GDC43389 VSS Unit # 7558 | Total | \$134,637 | | | | \$134,637 |
| | | | | FA | \$114,441 | | | | \$114,441 |
| | | | | DOT | | | | | |
| 10358 Siouxland Regional Transit System | 5339 FTA Approved | Capital | 2016 FORD Glaval E450, 7557, 1FD4E4FS1GDC43388 VSS Unit # 7557 | Total | \$134,637 | | | | \$134,637 |
| | | | | FA | \$114,441 | | | | \$114,441 |
| | | | | DOT | | | | | |

RPA 4 (Cont.)

| Project ID Sponsor | Funds Approval Level | Project Type | Description Options Vehicle Unit Number | | 2024 | 2025 | 2026 | 2027 | Totals |
|--|----------------------------|--------------|---|-------|-------------|-------------|-------------|-------------|-------------|
| 10359 Siouxland Regional Transit System | 5339 FTA Approved | Capital | 2016 FORD Glaval E450, 7556, 1FDFE4FS1GDC41141 VSS Unit # 7556 | Total | \$134,637 | | | | \$134,637 |
| | | | | FA | \$114,441 | | | | \$114,441 |
| | | | | DOT | | | | | |
| 10360 Siouxland Regional Transit System | 5339 FTA Approved | Capital | 2016 FORD Glaval E450, 7555, 1FDFE4FS7GDC33254 VSS Unit # 7555A | Total | \$134,637 | | | | \$134,637 |
| | | | | FA | \$114,441 | | | | \$114,441 |
| | | | | DOT | | | | | |
| 10361 Siouxland Regional Transit System | 5339 FTA Approved | Capital | 2015 FORD WINNEBAGO #7550A, 1FDFE4FS4FDA08417 VSS Unit # 7550A | Total | \$134,637 | | | | \$134,637 |
| | | | | FA | \$114,441 | | | | \$114,441 |
| | | | | DOT | | | | | |
| 10362 Siouxland Regional Transit System | STBG FTA Approved | Capital | Vehicle Maintenance Equipment (Vehicle lift, tools, jacks) | Total | \$87,750 | | | | \$87,750 |
| | | | | FA | \$70,200 | | | | \$70,200 |
| | | | | DOT | | | | | |
| 10363 Siouxland Regional Transit System | STBG FTA Approved | Capital | Floor Scrubber for Vehicle Maintenance Building | Total | \$87,550 | | | | \$87,550 |
| | | | | FA | \$70,000 | | | | \$70,000 |
| | | | | DOT | | | | | |
| 10364 Siouxland Regional Transit System | STBG FTA Approved | Capital | Shop Maintenance Truck w/ Compressor and Snow Plow | Total | \$111,150 | | | | \$111,150 |
| | | | | FA | \$88,920 | | | | \$88,920 |
| | | | | DOT | | | | | |
| 10365 Siouxland Regional Transit System | STBG FTA Approved | Capital | Forklift for Maintenance Shop | Total | \$70,200 | | | | \$70,200 |
| | | | | FA | \$56,160 | | | | \$56,160 |
| | | | | DOT | | | | | |
| 10366 Siouxland Regional Transit System | PTIG FTA Approved | Capital | New Bus Wash system for new SRTS building | Total | \$300,000 | | | | \$300,000 |
| | | | | FA | | | | | |
| | | | | DOT | \$240,000 | | | | \$240,000 |
| 2132 RPA 4 | 5311 FTA Approved | Planning | FTA Planning | Total | \$37,854 | \$37,854 | \$37,854 | \$37,854 | \$151,416 |
| | | | | FA | \$29,045 | \$29,045 | \$29,045 | \$29,045 | \$116,180 |
| | | | | DOT | | | | | |
| 6271 Siouxland Regional Transit System | 5311 FTA Approved | Operations | FTA operating 5310\5311 formula | Total | \$1,246,574 | \$1,246,574 | \$1,246,574 | \$1,246,574 | \$4,986,296 |
| | | | | FA | \$623,287 | \$623,287 | \$623,287 | \$623,287 | \$2,493,148 |
| | | | | DOT | | | | | |

RPA 4 (Cont.)

| Project ID Sponsor | Funds Approval Level | Project Type | Description Options Vehicle Unit Number | | 2024 | 2025 | 2026 | 2027 | Totals |
|--|----------------------|--------------|--|-------|-----------|-----------|-----------|-----------|-------------|
| 6272 Siouxland Regional Transit System | STA FTA Approved | Operations | STA state operating | Total | \$442,487 | \$442,487 | \$442,487 | \$442,487 | \$1,769,948 |
| | | | | FA | | | | | |
| | | | | DOT | \$442,487 | \$442,487 | \$442,487 | \$442,487 | \$1,769,948 |
| 10207 Siouxland Regional Transit System | 5311 FTA Approved | Operations | 5311 Nebraska Funds to Iowa DOT | Total | \$600,200 | \$600,200 | \$600,200 | \$600,200 | \$2,400,800 |
| | | | | FA | \$300,100 | \$300,100 | \$300,100 | \$300,100 | \$1,200,400 |
| | | | | DOT | | | | | |
| 6777 Siouxland Regional Transit System | 5339 FTA Approved | Capital | 2019 FORD Glaval E450, 7567, 1FD4E4FS0KDC61342 VSS Unit # 7567 | Total | | \$142,000 | | | \$142,000 |
| | | | | FA | | \$120,700 | | | \$120,700 |
| | | | | DOT | | | | | |
| 6778 Siouxland Regional Transit System | 5339 FTA Approved | Capital | 2019 FORD Glaval E450, 7568, 1FD4E4FS5KDC61336 VSS Unit # 7568 | Total | | \$142,000 | | | \$142,000 |
| | | | | FA | | \$120,700 | | | \$120,700 |
| | | | | DOT | | | | | |
| 6779 Siouxland Regional Transit System | 5339 FTA Approved | Capital | 2019 FORD Glaval E450, 7569, 1FD4E4FS9KDC61338 Unit # 7569 | Total | | \$142,000 | | | \$142,000 |
| | | | | FA | | \$120,700 | | | \$120,700 |
| | | | | DOT | | | | | |
| 6780 Siouxland Regional Transit System | 5339 FTA Approved | Capital | 2019 FORD Glaval E450, 7570A, 1FD4E4FS0KDC61339 VSS Unit # 7570A | Total | | \$142,000 | | | \$142,000 |
| | | | | FA | | \$120,700 | | | \$120,700 |
| | | | | DOT | | | | | |
| 6781 Siouxland Regional Transit System | 5339 FTA Approved | Capital | 2019 FORD Glaval E450, 7571, 1FD4E4FS7KDC61340 Unit # 7571 | Total | | \$142,000 | | | \$142,000 |
| | | | | FA | | \$120,700 | | | \$120,700 |
| | | | | DOT | | | | | |
| 6782 Siouxland Regional Transit System | 5339 FTA Approved | Capital | 2019 FORD Glaval E450, 7572, 1FD4E4FS0KDC61341 VSS Unit # 7572 | Total | | \$142,000 | | | \$142,000 |
| | | | | FA | | \$120,700 | | | \$120,700 |
| | | | | DOT | | | | | |
| 6783 Siouxland Regional Transit System | 5339 FTA Approved | Capital | 2019 FORD Glaval E450, 7573, 1FD4E4FS3KDC61335 VSS Unit # 7573 | Total | | \$142,000 | | | \$142,000 |
| | | | | FA | | \$120,700 | | | \$120,700 |
| | | | | DOT | | | | | |
| 6784 Siouxland Regional Transit System | 5339 FTA Approved | Capital | 2019 FORD Glaval E450, 7575A, 1FD4E4FS6KDC61345 VSS Unit # 7575A | Total | | \$142,000 | | | \$142,000 |
| | | | | FA | | \$120,700 | | | \$120,700 |
| | | | | DOT | | | | | |

RPA 4 (Cont.)

| Project ID Sponsor | Funds Approval Level | Project Type | Description Options Vehicle Unit Number | | 2024 | 2025 | 2026 | 2027 | Totals |
|---|----------------------|--------------|--|-------|------|-----------|----------|-----------|-----------|
| 6785 Siouxland Regional Transit System | 5339 FTA Approved | Capital | 2019 FORD Glaval E450, 7574, 1FDFE4FS8KDC61346 VSS Unit # 7574 | Total | | \$142,000 | | | \$142,000 |
| | | | | FA | | \$120,700 | | | \$120,700 |
| | | | | DOT | | | | | |
| 6786 Siouxland Regional Transit System | 5339 FTA Approved | Capital | 2019 FORD Glaval E450, 7576, 1FDFE4FS7KDC61337 VSS Unit # 7576 | Total | | \$142,000 | | | \$142,000 |
| | | | | FA | | \$120,700 | | | \$120,700 |
| | | | | DOT | | | | | |
| 6787 Siouxland Regional Transit System | 5339 FTA Approved | Capital | 2019 FORD Glaval E450, 7577, 1FDFE4FSXKDC61347 VSS Unit # 7577 | Total | | \$142,000 | | | \$142,000 |
| | | | | FA | | \$120,700 | | | \$120,700 |
| | | | | DOT | | | | | |
| 6788 Siouxland Regional Transit System | 5339 FTA Approved | Capital | 2019 FORD Glaval E450, 7578, 1FDFE4FS4KDC61344 VSS Unit # 7578 | Total | | \$142,000 | | | \$142,000 |
| | | | | FA | | \$120,700 | | | \$120,700 |
| | | | | DOT | | | | | |
| 6789 Siouxland Regional Transit System | 5339 FTA Approved | Capital | 2019 FORD Glaval E450, 7579, 1FDFE4FS2KDC61343 VSS Unit # 7579 | Total | | \$142,000 | | | \$142,000 |
| | | | | FA | | \$120,700 | | | \$120,700 |
| | | | | DOT | | | | | |
| 6775 Siouxland Regional Transit System | 5339 FTA Approved | Capital | 2020 Dodge Caravan/Braun Entervan, 7580, 2C7WDGGBG4KR803116 VSS Unit # 7580A | Total | | | \$90,000 | | \$90,000 |
| | | | | FA | | | \$76,500 | | \$76,500 |
| | | | | DOT | | | | | |
| 6776 Siouxland Regional Transit System | 5339 FTA Approved | Capital | 2020 Dodge Caravan/Braun Entervan, 7581, 2C7WDGGBG5KR801262 VSS Unit # 7581 | Total | | | \$90,000 | | \$90,000 |
| | | | | FA | | | \$76,500 | | \$76,500 |
| | | | | DOT | | | | | |
| 6790 Siouxland Regional Transit System | 5339 FTA Approved | Capital | 2021 FORD Glaval E450, 7582, 1FDFE4FN6MDC36345 VSS | Total | | | | \$150,000 | \$150,000 |
| | | | | FA | | | | \$127,500 | \$127,500 |
| | | | | DOT | | | | | |
| 6791 Siouxland Regional Transit System | 5339 FTA Approved | Capital | 2021 FORD Glaval E450, 7584, 1FDFE4FN1MDC36348 VSS | Total | | | | \$150,000 | \$150,000 |
| | | | | FA | | | | \$127,500 | \$127,500 |
| | | | | DOT | | | | | |
| 6792 Siouxland Regional Transit System | 5339 FTA Approved | Capital | 2021 FORD Glaval E450, 7585, 1FDFE4FNXMDC36350 VSS | Total | | | | \$150,000 | \$150,000 |
| | | | | FA | | | | \$127,500 | \$127,500 |
| | | | | DOT | | | | | |

RPA 4 (Cont.)

| Project ID Sponsor | Funds Approval Level | Project Type | Description Options Vehicle Unit Number | | 2024 | 2025 | 2026 | 2027 | Totals |
|---|----------------------|--------------|---|-------|------|------|------|-----------|-----------|
| 6793 Siouxland Regional Transit System | 5339 FTA Approved | Capital | 2021 FORD Glaval E450, 7586, 1FDFE4FN4MDC36344 VSS | Total | | | | \$150,000 | \$150,000 |
| | | | | FA | | | | \$127,500 | \$127,500 |
| | | | | DOT | | | | | |
| 6794 Siouxland Regional Transit System | 5339 FTA Approved | Capital | 2021 FORD Glaval E450, 7588, 1FDFE4FN5MDC36353 VSS | Total | | | | \$150,000 | \$150,000 |
| | | | | FA | | | | \$127,500 | \$127,500 |
| | | | | DOT | | | | | |
| 6795 Siouxland Regional Transit System | 5339 FTA Approved | Capital | 2021 FORD Glaval E450, 7587, 1FDFE4FN3MDC36352 VSS | Total | | | | \$150,000 | \$150,000 |
| | | | | FA | | | | \$127,500 | \$127,500 |
| | | | | DOT | | | | | |
| 6796 Siouxland Regional Transit System | 5339 FTA Approved | Capital | 2021 FORD Glaval E450, 7589, 1FDFE4FN3MDC36349 VSS | Total | | | | \$150,000 | \$150,000 |
| | | | | FA | | | | \$127,500 | \$127,500 |
| | | | | DOT | | | | | |
| 6797 Siouxland Regional Transit System | 5339 FTA Approved | Capital | 2021 FORD Glaval E450, 7590, 1FDFE4FN9NDC11568 VSS | Total | | | | \$150,000 | \$150,000 |
| | | | | FA | | | | \$127,500 | \$127,500 |
| | | | | DOT | | | | | |
| 6798 Siouxland Regional Transit System | 5339 FTA Approved | Capital | 2021 FORD Glaval E450, 7591, 1FDFE4FN2MDC36343 VSS | Total | | | | \$150,000 | \$150,000 |
| | | | | FA | | | | \$127,500 | \$127,500 |
| | | | | DOT | | | | | |
| 6799 Siouxland Regional Transit System | 5339 FTA Approved | Capital | 2021 FORD Glaval E450, 7592, 1FDFE4FN1MDC37323 VSS | Total | | | | \$150,000 | \$150,000 |
| | | | | FA | | | | \$127,500 | \$127,500 |
| | | | | DOT | | | | | |
| 6800 Siouxland Regional Transit System | 5339 FTA Approved | Capital | 2021 FORD Glaval E450, 7593, 1FDFE4FN1MDC36351 VSS | Total | | | | \$150,000 | \$150,000 |
| | | | | FA | | | | \$127,500 | \$127,500 |
| | | | | DOT | | | | | |
| 6801 Siouxland Regional Transit System | 5339 FTA Approved | Capital | 2021 FORD Glaval E450, 7594, 1FDFE4FNXMDC36347 VSS | Total | | | | \$150,000 | \$150,000 |
| | | | | FA | | | | \$127,500 | \$127,500 |
| | | | | DOT | | | | | |
| 8998 Siouxland Regional Transit System | 5339 FTA Approved | Capital | 2021 FORD Glaval E450, 7583, 1FDFE4FN8MDC36346 VSS | Total | | | | \$150,000 | \$150,000 |
| | | | | FA | | | | \$127,500 | \$127,500 |
| | | | | DOT | | | | | |

RPA 5

| Project ID Sponsor | Funds Approval Level | Project Type | Description Options Vehicle Unit Number | | 2024 | 2025 | 2026 | 2027 | Totals |
|----------------------------|----------------------------|--------------|---|-------|-----------|-----------|-----------|-----------|-------------|
| 6466 MIDAS Transit | 5339 FTA Approved | Capital | Light Duty Bus (158" wb) VSS Unit # 08-4 | Total | \$149,393 | | | | \$149,393 |
| | | | | FA | \$126,984 | | | | \$126,984 |
| | | | | DOT | | | | | |
| 10512 Fort Dodge (DART) | 5339 FTA Approved | Capital | Medium Duty Bus (29-32 ft) Diesel,UFR,VSS Unit # FD60 | Total | \$387,677 | | | | \$387,677 |
| | | | | FA | \$329,525 | | | | \$329,525 |
| | | | | DOT | | | | | |
| 10513 Fort Dodge (DART) | 5339 FTA Approved | Capital | Light Duty Bus (176" wb) UFR,VSS Unit # FD62 | Total | \$155,238 | | | | \$155,238 |
| | | | | FA | \$131,952 | | | | \$131,952 |
| | | | | DOT | | | | | |
| 10514 MIDAS Transit | 5339 FTA Approved | Capital | Light Duty Bus (176" wb) VSS Unit # 09-4 | Total | \$148,238 | | | | \$148,238 |
| | | | | FA | \$126,002 | | | | \$126,002 |
| | | | | DOT | | | | | |
| 10516 MIDAS Transit | 5339 FTA Approved | Capital | Light Duty Bus (176" wb) VSS Unit # 09-7 | Total | \$148,238 | | | | \$148,238 |
| | | | | FA | \$126,002 | | | | \$126,002 |
| | | | | DOT | | | | | |
| 10518 MIDAS Transit | 5339 FTA Approved | Capital | Light Duty Bus (176" wb) VSS Unit # 09-8 | Total | \$148,238 | | | | \$148,238 |
| | | | | FA | \$126,002 | | | | \$126,002 |
| | | | | DOT | | | | | |
| 10526 Fort Dodge (DART) | 5339 FTA Approved | Capital | Light Duty Bus (158" wb) UFR,VSS Unit # FD63 | Total | \$156,393 | | | | \$156,393 |
| | | | | FA | \$132,934 | | | | \$132,934 |
| | | | | DOT | | | | | |
| 10527 Fort Dodge (DART) | 5339 FTA Approved | Capital | Light Duty Bus (176" wb) UFR,VSS Unit # FD66 | Total | \$155,238 | | | | \$155,238 |
| | | | | FA | \$131,952 | | | | \$131,952 |
| | | | | DOT | | | | | |
| 1314 MIDAS Transit | 5311,STA FTA Approved | Operations | General Operations/Maintenance/Administration | Total | \$758,362 | \$788,696 | \$820,244 | \$853,054 | \$3,220,356 |
| | | | | FA | \$442,884 | \$460,599 | \$479,023 | \$498,184 | \$1,880,690 |
| | | | | DOT | \$315,478 | \$328,097 | \$341,221 | \$354,870 | \$1,339,666 |
| 1331 Fort Dodge (DART) | 5311,STA FTA Approved | Operations | General Operations/Maintenance/Administration | Total | \$742,339 | \$772,033 | \$802,915 | \$835,031 | \$3,152,318 |
| | | | | FA | \$483,550 | \$502,892 | \$523,008 | \$543,928 | \$2,053,378 |
| | | | | DOT | \$258,789 | \$269,141 | \$279,907 | \$291,103 | \$1,098,940 |

RPA 5 (Cont.)

| Project ID Sponsor | Funds Approval Level | Project Type | Description Options Vehicle Unit Number | | 2024 | 2025 | 2026 | 2027 | Totals |
|---------------------------|----------------------------|--------------|---|-------|----------|-----------|-----------|----------|-----------|
| 1350 MIDAS Transit | 5311 FTA Approved | Planning | RPA Transportation Planning | Total | \$40,404 | \$42,020 | \$43,702 | \$45,449 | \$171,575 |
| | | | | FA | \$32,323 | \$33,616 | \$34,961 | \$36,359 | \$137,259 |
| | | | | DOT | | | | | |
| 3261 Fort Dodge (DART) | 5311 FTA Approved | Operations | Intercity Bus Marketing Funds | Total | \$9,400 | \$9,400 | \$9,400 | \$9,400 | \$37,600 |
| | | | | FA | \$7,500 | \$7,500 | \$7,500 | \$7,500 | \$30,000 |
| | | | | DOT | | | | | |
| 6401 Fort Dodge (DART) | 5339 FTA Approved | Capital | Light Duty Bus (176" wb) UFRC,VSS Unit # FD67 | Total | | \$161,448 | | | \$161,448 |
| | | | | FA | | \$137,230 | | | \$137,230 |
| | | | | DOT | | | | | |
| 6403 Fort Dodge (DART) | 5339 FTA Approved | Capital | Light Duty Bus (176" wb) UFRC,VSS Unit # FD68 | Total | | \$161,448 | | | \$161,448 |
| | | | | FA | | \$137,230 | | | \$137,230 |
| | | | | DOT | | | | | |
| 6465 MIDAS Transit | 5339 FTA Approved | Capital | Light Duty Bus (158" wb) Unit # 10-1 | Total | | \$155,369 | | | \$155,369 |
| | | | | FA | | \$132,063 | | | \$132,063 |
| | | | | DOT | | | | | |
| 6467 MIDAS Transit | 5339 FTA Approved | Capital | Light Duty Bus (158" wb) UFRC,VSS Unit # 10-2 | Total | | \$155,369 | | | \$155,369 |
| | | | | FA | | \$132,063 | | | \$132,063 |
| | | | | DOT | | | | | |
| 6402 Fort Dodge (DART) | 5339 FTA Approved | Capital | Light Duty Bus (176" wb) UFRC,VSS Unit # FD70 | Total | | | \$167,907 | | \$167,907 |
| | | | | FA | | | \$142,720 | | \$142,720 |
| | | | | DOT | | | | | |
| 9978 Fort Dodge (DART) | 5339 FTA Approved | Capital | Medium Duty Bus (29-32 ft) UFRC,VSS Unit # FD65 | Total | | | \$419,312 | | \$419,312 |
| | | | | FA | | | \$356,415 | | \$356,415 |
| | | | | DOT | | | | | |
| 10519 MIDAS Transit | 5339 FTA Approved | Capital | Light Duty Bus (176" wb) Unit # 10-3 | Total | | | \$160,335 | | \$160,335 |
| | | | | FA | | | \$136,284 | | \$136,284 |
| | | | | DOT | | | | | |
| 10520 MIDAS Transit | 5339 FTA Approved | Capital | Medium Duty Bus (29-32 ft) VSS Unit # 11-1 | Total | | | \$228,385 | | \$228,385 |
| | | | | FA | | | \$194,127 | | \$194,127 |
| | | | | DOT | | | | | |

RPA 5 (Cont.)

| Project ID Sponsor | Funds Approval Level | Project Type | Description Options Vehicle Unit Number | | 2024 | 2025 | 2026 | 2027 | Totals |
|---------------------------|----------------------------|--------------|---|-------|------|------|------|-----------|-----------|
| 9979 Fort Dodge (DART) | 5339 FTA Approved | Capital | Light Duty Bus (176" wb) UFRC,VSS Unit # FD71 | Total | | | | \$174,622 | \$174,622 |
| | | | | FA | | | | \$148,428 | \$148,428 |
| | | | | DOT | | | | | |
| 9980 Fort Dodge (DART) | 5339 FTA Approved | Capital | Light Duty Bus (176" wb) UFRC,VSS Unit # FD73 | Total | | | | \$174,622 | \$174,622 |
| | | | | FA | | | | \$148,428 | \$148,428 |
| | | | | DOT | | | | | |
| 9982 MIDAS Transit | 5339 FTA Approved | Capital | Light Duty Bus (176" wb) UFRC,VSS Unit # 12-1 | Total | | | | \$166,748 | \$166,748 |
| | | | | FA | | | | \$141,735 | \$141,735 |
| | | | | DOT | | | | | |
| 9983 MIDAS Transit | 5339 FTA Approved | Capital | MV-1 VSS Unit # 14-1 | Total | | | | \$105,637 | \$105,637 |
| | | | | FA | | | | \$89,791 | \$89,791 |
| | | | | DOT | | | | | |

RPA 6

| Project ID Sponsor | Funds Approval Level | Project Type | Description Options Vehicle Unit Number | | 2024 | 2025 | 2026 | 2027 | Totals |
|---|---------------------------|--------------|---|-------|-------------|-------------|-------------|------|-------------|
| 5998 Region Six Planning Commission (Peoplerides) | 5339 FTA Approved | Capital | Replace #214 VSS Unit # 214 | Total | \$104,654 | | | | \$104,654 |
| | | | | FA | \$88,956 | | | | \$88,956 |
| | | | | DOT | | | | | |
| 10030 Region Six Planning Commission (Peoplerides) | 5339 FTA Approved | Capital | Replace #312 VSS Unit # 312 | Total | \$104,654 | | | | \$104,654 |
| | | | | FA | \$88,956 | | | | \$88,956 |
| | | | | DOT | | | | | |
| 10031 Region Six Planning Commission (Peoplerides) | 5339 FTA Approved | Capital | Replace #412 VSS Unit # 412 | Total | \$104,654 | | | | \$104,654 |
| | | | | FA | \$88,956 | | | | \$88,956 |
| | | | | DOT | | | | | |
| 10032 Marshalltown Municipal Transit | 5339 FTA Approved | Capital | Replace #109 VSS Unit # 109 | Total | \$658,795 | | | | \$658,795 |
| | | | | FA | \$559,976 | | | | \$559,976 |
| | | | | DOT | | | | | |
| 1280 Region Six Planning Commission (Peoplerides) | 5311, STA FTA Approved | Operations | General Operations/Maintenance/Administration | Total | \$1,110,000 | \$1,122,000 | \$1,125,000 | | \$3,357,000 |
| | | | | FA | \$218,000 | \$219,000 | \$220,000 | | \$657,000 |
| | | | | DOT | \$270,000 | \$280,000 | \$281,000 | | \$831,000 |
| 2134 Marshalltown Municipal Transit | 5311, STA FTA Approved | Operations | General Operations/Maintenance/Administration | Total | \$763,000 | \$766,000 | \$769,000 | | \$2,298,000 |
| | | | | FA | \$264,000 | \$265,000 | \$266,000 | | \$795,000 |
| | | | | DOT | \$198,000 | \$199,000 | \$200,000 | | \$597,000 |

RPA 7

| Project ID Sponsor | Funds Approval Level | Project Type | Description Options Vehicle Unit Number | | 2024 | 2025 | 2026 | 2027 | Totals |
|---|---------------------------|--------------|--|-------|-------------|-------------|-------------|-------------|-------------|
| 10601 Iowa Northland Regional Transit Commission | 5339 FTA Approved | Capital | Light Duty Bus (176" wb) VSS Unit # 1401 | Total | \$171,339 | | | | \$171,339 |
| | | | | FA | \$145,638 | | | | \$145,638 |
| | | | | DOT | | | | | |
| 10604 Iowa Northland Regional Transit Commission | 5339 FTA Approved | Capital | Light Duty Bus (176" wb) VSS Unit # 1402 | Total | \$171,339 | | | | \$171,339 |
| | | | | FA | \$145,638 | | | | \$145,638 |
| | | | | DOT | | | | | |
| 10605 Iowa Northland Regional Transit Commission | 5339 FTA Approved | Capital | Light Duty Bus (176" wb) VSS Unit # 1201 | Total | \$171,339 | | | | \$171,339 |
| | | | | FA | \$145,638 | | | | \$145,638 |
| | | | | DOT | | | | | |
| 10732 Iowa Northland Regional Transit Commission | 5339 FTA Approved | Capital | Light Duty Bus (176" wb) VSS Unit # 1601 | Total | \$171,339 | | | | \$171,339 |
| | | | | FA | \$145,638 | | | | \$145,638 |
| | | | | DOT | | | | | |
| 1377 Iowa Northland Regional Transit Commission | 5311, STA FTA Approved | Operations | General Operations/Maintenance/Administration | Total | \$1,578,236 | \$1,578,236 | \$1,578,236 | \$1,578,236 | \$6,312,944 |
| | | | | FA | \$405,782 | \$405,782 | \$405,782 | \$405,782 | \$1,623,128 |
| | | | | DOT | \$277,560 | \$277,560 | \$277,560 | \$277,560 | \$1,110,240 |
| 3500 Iowa Northland Regional Transit Commission | 5304 FTA Approved | Planning | RPA Transportation Planning | Total | \$41,310 | \$41,310 | \$41,310 | \$41,310 | \$165,240 |
| | | | | FA | \$33,048 | \$33,048 | \$33,048 | \$33,048 | \$132,192 |
| | | | | DOT | | | | | |

RPA 8

| Project ID Sponsor | Funds Approval Level | Project Type | Description Options Vehicle Unit Number | | 2024 | 2025 | 2026 | 2027 | Totals |
|--|----------------------------|--------------|---|-------|-------------|------|------|------|-------------|
| 10265 Region 8 Regional Transit Authority | 5311 FTA Approved | Capital | 5339 funding for replacing Light Duty Buses (176" wb) (Bus numbers: 486) VSS,Biodiesel Unit # 486 | Total | \$173,890 | | | | \$173,890 |
| | | | | FA | \$129,390 | | | | \$129,390 |
| | | | | DOT | | | | | |
| 10427 Region 8 Regional Transit Authority | 5311, STA FTA Approved | Operations | Operations | Total | \$812,404 | | | | \$812,404 |
| | | | | FA | \$399,586 | | | | \$399,586 |
| | | | | DOT | \$412,818 | | | | \$412,818 |
| 10517 Clinton Municipal Transit Administration | 5311, STA FTA Approved | Operations | Operations | Total | \$1,968,015 | | | | \$1,968,015 |
| | | | | FA | \$933,081 | | | | \$933,081 |
| | | | | DOT | \$252,617 | | | | \$252,617 |
| 10522 Clinton Municipal Transit Administration | 5311 FTA Approved | Capital | Replace 35" HD low floor bus Diesel,UFRC,VSS,Low Floor Unit # 0942 | Total | \$526,380 | | | | \$526,380 |
| | | | | FA | \$447,423 | | | | \$447,423 |
| | | | | DOT | | | | | |
| 10523 Clinton Municipal Transit Administration | 5303 FTA Approved | Capital | Replace 35" HD low floor bus Diesel,UFRC,VSS,Low Floor,Hybrid,Electric Unit # 0941 | Total | \$570,735 | | | | \$570,735 |
| | | | | FA | \$485,125 | | | | \$485,125 |
| | | | | DOT | | | | | |
| 10524 Clinton Municipal Transit Administration | 5311 FTA Approved | Capital | Replace 178" WB ADA bus UFRC,VSS,Low Floor,Electric Unit # 1657 | Total | \$170,000 | | | | \$170,000 |
| | | | | FA | \$144,500 | | | | \$144,500 |
| | | | | DOT | | | | | |
| 10525 Clinton Municipal Transit Administration | 5311 FTA Approved | Capital | Replace 178" WB ADA bus UFRC,VSS,Low Floor Unit # 1658 | Total | \$170,000 | | | | \$170,000 |
| | | | | FA | \$144,500 | | | | \$144,500 |
| | | | | DOT | | | | | |
| 10532 Clinton Municipal Transit Administration | 5311 FTA Approved | Capital | Replace minivan Low Floor,Hybrid,Electric Unit # 268 | Total | \$91,410 | | | | \$91,410 |
| | | | | FA | \$77,698 | | | | \$77,698 |
| | | | | DOT | | | | | |
| 10552 Clinton Municipal Transit Administration | 5311 FTA Approved | Capital | Replace minivan Low Floor,Hybrid Unit # 262 | Total | \$91,410 | | | | \$91,410 |
| | | | | FA | \$77,698 | | | | \$77,698 |
| | | | | DOT | | | | | |
| 10553 Clinton Municipal Transit Administration | 5311 FTA Approved | Capital | Replace minivan Low Floor,Hybrid Unit # 259 | Total | \$91,410 | | | | \$91,410 |
| | | | | FA | \$77,698 | | | | \$77,698 |
| | | | | DOT | | | | | |

RPA 9

| Project ID Sponsor | Funds Approval Level | Project Type | Description Options Vehicle Unit Number | | 2024 | 2025 | 2026 | 2027 | Totals |
|----------------------------|----------------------------|--------------|---|-------|-------------|------|------|------|-------------|
| 1425 River Bend Transit | 5311,STA FTA Approved | Operations | General Operations/Maintenance/Administration | Total | \$4,665,103 | | | | \$4,665,103 |
| | | | | FA | \$452,192 | | | | \$452,192 |
| | | | | DOT | \$602,059 | | | | \$602,059 |
| 4174 MuscaBus | 5311,STA FTA Approved | Operations | Transit Operations | Total | \$1,242,800 | | | | \$1,242,800 |
| | | | | FA | \$536,151 | | | | \$536,151 |
| | | | | DOT | \$274,173 | | | | \$274,173 |
| 5742 River Bend Transit | 5339 FTA Approved | Capital | Light Duty Bus (158" wb) VSS Unit # 812 | Total | \$149,393 | | | | \$149,393 |
| | | | | FA | \$126,984 | | | | \$126,984 |
| | | | | DOT | | | | | |
| 5743 River Bend Transit | 5339 FTA Approved | Capital | Light Duty Bus (158" wb) VSS Unit # 813 | Total | \$149,393 | | | | \$149,393 |
| | | | | FA | \$126,984 | | | | \$126,984 |
| | | | | DOT | | | | | |
| 5744 River Bend Transit | 5339 FTA Approved | Capital | Light Duty Bus (158" wb) VSS Unit # 814 | Total | \$149,393 | | | | \$149,393 |
| | | | | FA | \$126,984 | | | | \$126,984 |
| | | | | DOT | | | | | |
| 5745 River Bend Transit | 5339 FTA Approved | Capital | Light Duty Bus (158" wb) VSS Unit # 815 | Total | \$149,393 | | | | \$149,393 |
| | | | | FA | \$126,984 | | | | \$126,984 |
| | | | | DOT | | | | | |
| 5746 River Bend Transit | 5339 FTA Approved | Capital | Light Duty Bus (158" wb) VSS Unit # 817 | Total | \$149,393 | | | | \$149,393 |
| | | | | FA | \$126,984 | | | | \$126,984 |
| | | | | DOT | | | | | |
| 5747 River Bend Transit | 5339 FTA Approved | Capital | Light Duty Bus (158" wb) VSS Unit # 818 | Total | \$149,393 | | | | \$149,393 |
| | | | | FA | \$126,984 | | | | \$126,984 |
| | | | | DOT | | | | | |
| 5748 River Bend Transit | 5339 FTA Approved | Capital | Light Duty Bus (158" wb) VSS Unit # 819 | Total | \$149,393 | | | | \$149,393 |
| | | | | FA | \$126,984 | | | | \$126,984 |
| | | | | DOT | | | | | |
| 5749 River Bend Transit | 5339 FTA Approved | Capital | Light Duty Bus (158" wb) VSS Unit # 821 | Total | \$149,393 | | | | \$149,393 |
| | | | | FA | \$126,984 | | | | \$126,984 |
| | | | | DOT | | | | | |

RPA 9 (Cont.)

| Project ID Sponsor | Funds Approval Level | Project Type | Description Options Vehicle Unit Number | | 2024 | 2025 | 2026 | 2027 | Totals |
|-----------------------------|----------------------------|--------------|--|-------|-----------|------|------|------|-----------|
| 5750 River Bend Transit | 5339 FTA Approved | Capital | Light Duty Bus (176" wb) VSS Unit # 820 | Total | \$148,238 | | | | \$148,238 |
| | | | | FA | \$126,002 | | | | \$126,002 |
| | | | | DOT | | | | | |
| 5751 River Bend Transit | 5339 FTA Approved | Capital | Light Duty Bus (158" wb) VSS Unit # 825 | Total | \$149,393 | | | | \$149,393 |
| | | | | FA | \$126,984 | | | | \$126,984 |
| | | | | DOT | | | | | |
| 5752 River Bend Transit | 5339 FTA Approved | Capital | Light Duty Bus (158" wb) VSS Unit # 826 | Total | \$149,393 | | | | \$149,393 |
| | | | | FA | \$126,984 | | | | \$126,984 |
| | | | | DOT | | | | | |
| 5753 River Bend Transit | 5339 FTA Approved | Capital | Light Duty Bus (158" wb) VSS Unit # 828 | Total | \$149,393 | | | | \$149,393 |
| | | | | FA | \$126,984 | | | | \$126,984 |
| | | | | DOT | | | | | |
| 5754 River Bend Transit | 5339 FTA Approved | Capital | Light Duty Bus (158" wb) VSS Unit # 829 | Total | \$149,393 | | | | \$149,393 |
| | | | | FA | \$126,984 | | | | \$126,984 |
| | | | | DOT | | | | | |
| 5755 River Bend Transit | 5339 FTA Approved | Capital | Light Duty Bus (176" wb) VSS Unit # 827 | Total | \$148,238 | | | | \$148,238 |
| | | | | FA | \$126,002 | | | | \$126,002 |
| | | | | DOT | | | | | |
| 10251 MuscaBus | 5339 FTA Approved | Capital | Light Duty Bus (176" wb) UFRC,VSS Unit # 253 | Total | \$158,100 | | | | \$158,100 |
| | | | | FA | \$134,385 | | | | \$134,385 |
| | | | | DOT | | | | | |
| 10252 MuscaBus | 5339 FTA Approved | Capital | Light Duty Bus (176" wb) UFRC,VSS Unit # 254 | Total | \$158,100 | | | | \$158,100 |
| | | | | FA | \$134,385 | | | | \$134,385 |
| | | | | DOT | | | | | |
| 10380 River Bend Transit | 5339 FTA Approved | Capital | 2015 Glaval Universal VSS Unit # 200 | Total | \$148,238 | | | | \$148,238 |
| | | | | FA | \$126,002 | | | | \$126,002 |
| | | | | DOT | | | | | |
| 10381 River Bend Transit | 5339 FTA Approved | Capital | 2015 Glaval Universal VSS Unit # 201 | Total | \$148,238 | | | | \$148,238 |
| | | | | FA | \$126,002 | | | | \$126,002 |
| | | | | DOT | | | | | |

RPA 9 (Cont.)

| Project ID Sponsor | Funds Approval Level | Project Type | Description Options Vehicle Unit Number | | 2024 | 2025 | 2026 | 2027 | Totals |
|-----------------------------|---------------------------|--------------|---|-------|-------------|------|------|------|-------------|
| 10383 River Bend Transit | 5339 FTA Approved | Capital | 2015 Glaval Universal VSS Unit # 202 | Total | \$148,238 | | | | \$148,238 |
| | | | | FA | \$126,002 | | | | \$126,002 |
| | | | | DOT | | | | | |
| 10384 River Bend Transit | 5339 FTA Approved | Capital | 2015 Ford Eldorado E450 VSS Unit # 241 | Total | \$148,238 | | | | \$148,238 |
| | | | | FA | \$126,002 | | | | \$126,002 |
| | | | | DOT | | | | | |
| 10385 River Bend Transit | 5339 FTA Approved | Capital | Light Duty Bus (176" wb) Unit # 242 | Total | \$148,238 | | | | \$148,238 |
| | | | | FA | \$126,002 | | | | \$126,002 |
| | | | | DOT | | | | | |
| 10386 River Bend Transit | 5339 FTA Approved | Capital | 2015 Ford Eldorado E450 VSS Unit # 243 | Total | \$148,238 | | | | \$148,238 |
| | | | | FA | \$126,002 | | | | \$126,002 |
| | | | | DOT | | | | | |
| 10409 River Bend Transit | 5339 FTA Approved | Capital | Bus Storage Facility | Total | \$8,059,000 | | | | \$8,059,000 |
| | | | | FA | \$6,447,200 | | | | \$6,447,200 |
| | | | | DOT | | | | | |
| 10489 MuscaBus | 5311,PTIG FTA Approved | Capital | Automatic Drive Through Wash Bay | Total | \$1,631,700 | | | | \$1,631,700 |
| | | | | FA | \$422,559 | | | | \$422,559 |
| | | | | DOT | \$600,000 | | | | \$600,000 |
| 10805 River Bend Transit | 5339 FTA Approved | Capital | Light Duty Bus (158") VSS Unit # 772 | Total | \$149,393 | | | | \$149,393 |
| | | | | FA | \$126,984 | | | | \$126,984 |
| | | | | DOT | | | | | |
| 10807 River Bend Transit | 5339 FTA Approved | Capital | Light Duty Bus (158" wb) VSS Unit # 773 | Total | \$149,393 | | | | \$149,393 |
| | | | | FA | \$126,984 | | | | \$126,984 |
| | | | | DOT | | | | | |
| 10808 River Bend Transit | 5339 FTA Approved | Capital | Light Duty Bus (158" wb) VSS Unit # 774 | Total | \$149,393 | | | | \$149,393 |
| | | | | FA | \$126,984 | | | | \$126,984 |
| | | | | DOT | | | | | |
| 10809 River Bend Transit | 5339 FTA Approved | Capital | Light Duty Bus (176" wb) VSS Unit # 745 | Total | \$148,238 | | | | \$148,238 |
| | | | | FA | \$126,002 | | | | \$126,002 |
| | | | | DOT | | | | | |

RPA 9 (Cont.)

| Project ID Sponsor | Funds Approval Level | Project Type | Description Options Vehicle Unit Number | | 2024 | 2025 | 2026 | 2027 | Totals |
|-----------------------------|----------------------|--------------|---|-------|-----------|----------|----------|------|-----------|
| 10810 River Bend Transit | 5339 FTA Approved | Capital | Light Duty Bus (176" wb) VSS Unit # 747 | Total | \$148,238 | | | | \$148,238 |
| | | | | FA | \$126,002 | | | | \$126,002 |
| | | | | DOT | | | | | |
| 10811 River Bend Transit | 5339 FTA Approved | Capital | Light Duty Bus (176" wb) VSS Unit # 901 | Total | \$148,238 | | | | \$148,238 |
| | | | | FA | \$126,002 | | | | \$126,002 |
| | | | | DOT | | | | | |
| 10812 River Bend Transit | 5339 FTA Approved | Capital | Light Duty Bus (158" wb) VSS Unit # 998 | Total | \$149,393 | | | | \$149,393 |
| | | | | FA | \$126,984 | | | | \$126,984 |
| | | | | DOT | | | | | |
| 10813 River Bend Transit | 5339 FTA Approved | Capital | Light Duty Bus (158" wb) VSS Unit # 999 | Total | \$149,393 | | | | \$149,393 |
| | | | | FA | \$126,984 | | | | \$126,984 |
| | | | | DOT | | | | | |
| 10814 River Bend Transit | 5339 FTA Approved | Capital | Light Duty Bus (176" wb) VSS Unit # 440 | Total | \$52,865 | | | | \$52,865 |
| | | | | FA | \$44,935 | | | | \$44,935 |
| | | | | DOT | | | | | |
| 10815 River Bend Transit | 5339 FTA Approved | Capital | 441 - Light Duty Bus (176" wb) VSS | Total | \$52,865 | | | | \$52,865 |
| | | | | FA | \$44,935 | | | | \$44,935 |
| | | | | DOT | | | | | |
| 10816 River Bend Transit | 5339 FTA Approved | Capital | 442 Light Duty Bus (176" wb) VSS | Total | \$52,865 | | | | \$52,865 |
| | | | | FA | \$44,935 | | | | \$44,935 |
| | | | | DOT | | | | | |
| 10817 River Bend Transit | 5339 FTA Approved | Capital | 443 - Light Duty Bus (176" wb) VSS | Total | \$52,865 | | | | \$52,865 |
| | | | | FA | \$44,935 | | | | \$44,935 |
| | | | | DOT | | | | | |
| 10818 River Bend Transit | 5339 FTA Approved | Capital | 444 - Light Duty Bus (176" wb) VSS | Total | \$52,865 | | | | \$52,865 |
| | | | | FA | \$44,935 | | | | \$44,935 |
| | | | | DOT | | | | | |
| 1484 RPA 9 | 5304 FTA Approved | Planning | Transit Planning | Total | \$30,118 | \$30,118 | \$30,118 | | \$90,354 |
| | | | | FA | \$24,094 | \$24,094 | \$24,094 | | \$72,282 |
| | | | | DOT | | | | | |

RPA 9 (Cont.)

| Project ID Sponsor | Funds Approval Level | Project Type | Description Options Vehicle Unit Number | | 2024 | 2025 | 2026 | 2027 | Totals |
|----------------------------|----------------------|--------------|---|-------|------|-----------|------|------|-----------|
| 6170 River Bend Transit | 5339 FTA Approved | Capital | Light Duty Bus (158" wb) VSS Unit # 946 | Total | | \$153,875 | | | \$153,875 |
| | | | | FA | | \$130,794 | | | \$130,794 |
| | | | | DOT | | | | | |
| 6185 River Bend Transit | 5339 FTA Approved | Capital | Light Duty Bus (176" wb) VSS Unit # 914 | Total | | \$152,685 | | | \$152,685 |
| | | | | FA | | \$129,782 | | | \$129,782 |
| | | | | DOT | | | | | |
| 6188 River Bend Transit | 5339 FTA Approved | Capital | Light Duty Bus (158" wb) VSS Unit # 932 | Total | | \$153,875 | | | \$153,875 |
| | | | | FA | | \$130,794 | | | \$130,794 |
| | | | | DOT | | | | | |
| 6189 River Bend Transit | 5339 FTA Approved | Capital | Light Duty Bus (158" wb) VSS Unit # 934 | Total | | \$153,875 | | | \$153,875 |
| | | | | FA | | \$130,794 | | | \$130,794 |
| | | | | DOT | | | | | |
| 6192 River Bend Transit | 5339 FTA Approved | Capital | Light Duty Bus (158" wb) VSS Unit # 936 | Total | | \$153,875 | | | \$153,875 |
| | | | | FA | | \$130,794 | | | \$130,794 |
| | | | | DOT | | | | | |
| 6203 River Bend Transit | 5339 FTA Approved | Capital | Light Duty Bus (158" wb) VSS Unit # 933 | Total | | \$153,875 | | | \$153,875 |
| | | | | FA | | \$130,794 | | | \$130,794 |
| | | | | DOT | | | | | |
| 6204 River Bend Transit | 5339 FTA Approved | Capital | Light Duty Bus (158" wb) VSS Unit # 937 | Total | | \$153,875 | | | \$153,875 |
| | | | | FA | | \$130,794 | | | \$130,794 |
| | | | | DOT | | | | | |
| 6205 River Bend Transit | 5339 FTA Approved | Capital | Light Duty Bus (158" wb) VSS Unit # 945 | Total | | \$153,875 | | | \$153,875 |
| | | | | FA | | \$130,794 | | | \$130,794 |
| | | | | DOT | | | | | |
| 6206 River Bend Transit | 5339 FTA Approved | Capital | Light Duty Bus (158" wb) VSS Unit # 944 | Total | | \$153,875 | | | \$153,875 |
| | | | | FA | | \$130,794 | | | \$130,794 |
| | | | | DOT | | | | | |
| 6207 River Bend Transit | 5339 FTA Approved | Capital | Light Duty Bus (176" wb) VSS Unit # 915 | Total | | \$152,685 | | | \$152,685 |
| | | | | FA | | \$129,782 | | | \$129,782 |
| | | | | DOT | | | | | |

RPA 9 (Cont.)

| Project ID Sponsor | Funds Approval Level | Project Type | Description Options Vehicle Unit Number | | 2024 | 2025 | 2026 | 2027 | Totals |
|-----------------------------|----------------------------|--------------|--|-------|------|-------------|-----------|------|-------------|
| 6208 River Bend Transit | 5339 FTA Approved | Capital | Light Duty Bus (158" wb) VSS Unit # 940 | Total | | \$153,875 | | | \$153,875 |
| | | | | FA | | \$130,794 | | | \$130,794 |
| | | | | DOT | | | | | |
| 6517 MuscaBus | 5339 FTA Approved | Capital | Light Duty Bus (176" wb) UFRC,VSS,Low Floor Unit # 257 | Total | | \$196,300 | | | \$196,300 |
| | | | | FA | | \$166,855 | | | \$166,855 |
| | | | | DOT | | | | | |
| 9964 MuscaBus | 5311,STA FTA Approved | Operations | Transit Operations | Total | | \$1,280,100 | | | \$1,280,100 |
| | | | | FA | | \$552,300 | | | \$552,300 |
| | | | | DOT | | \$282,400 | | | \$282,400 |
| 10253 MuscaBus | 5339 FTA Approved | Capital | Light Duty Bus (176" wb) UFRC,VSS Unit # 256 | Total | | \$97,400 | | | \$97,400 |
| | | | | FA | | \$82,790 | | | \$82,790 |
| | | | | DOT | | | | | |
| 10254 MuscaBus | 5339 FTA Approved | Capital | Light Duty Bus (176" wb) UFRC,VSS Unit # 255 | Total | | \$166,000 | | | \$166,000 |
| | | | | FA | | \$141,100 | | | \$141,100 |
| | | | | DOT | | | | | |
| 10410 River Bend Transit | 5311,STA FTA Approved | Operations | 2025 Operatios | Total | | \$4,665,103 | | | \$4,665,103 |
| | | | | FA | | \$452,192 | | | \$452,192 |
| | | | | DOT | | \$602,059 | | | \$602,059 |
| 6041 MuscaBus | 5339 FTA Approved | Capital | Light Duty Bus (158") UFRC,VSS,Low Floor Unit # 258 | Total | | | \$202,200 | | \$202,200 |
| | | | | FA | | | \$171,870 | | \$171,870 |
| | | | | DOT | | | | | |
| 6042 MuscaBus | 5339 FTA Approved | Capital | Light Duty Bus (176" wb) UFRC,VSS,Electric Unit # 259 | Total | | | \$382,500 | | \$382,500 |
| | | | | FA | | | \$327,420 | | \$327,420 |
| | | | | DOT | | | | | |
| 7824 River Bend Transit | 5339 FTA Approved | Capital | Light Duty Bus (158" wb) VSS Unit # 1020 | Total | | | \$158,491 | | \$158,491 |
| | | | | FA | | | \$134,717 | | \$134,717 |
| | | | | DOT | | | | | |
| 7825 River Bend Transit | 5339 FTA Approved | Capital | Light Duty Bus (158" wb) VSS Unit # 1021 | Total | | | \$158,491 | | \$158,491 |
| | | | | FA | | | \$134,717 | | \$134,717 |
| | | | | DOT | | | | | |

RPA 9 (Cont.)

| Project ID Sponsor | Funds Approval Level | Project Type | Description Options Vehicle Unit Number | | 2024 | 2025 | 2026 | 2027 | Totals |
|----------------------------|----------------------|--------------|--|-------|------|------|-----------|------|-----------|
| 7826 River Bend Transit | 5339 FTA Approved | Capital | Light Duty Bus (158" wb) VSS Unit # 1022 | Total | | | \$158,491 | | \$158,491 |
| | | | | FA | | | \$134,717 | | \$134,717 |
| | | | | DOT | | | | | |
| 7827 River Bend Transit | 5339 FTA Approved | Capital | Light Duty Bus (158" wb) VSS Unit # 1025 | Total | | | \$158,491 | | \$158,491 |
| | | | | FA | | | \$134,717 | | \$134,717 |
| | | | | DOT | | | | | |
| 7828 River Bend Transit | 5339 FTA Approved | Capital | Light Duty Bus (158" wb) Unit # 1026 | Total | | | \$158,491 | | \$158,491 |
| | | | | FA | | | \$134,717 | | \$134,717 |
| | | | | DOT | | | | | |
| 7829 River Bend Transit | 5339 FTA Approved | Capital | Light Duty Bus (158" wb) VSS Unit # 1027 | Total | | | \$158,491 | | \$158,491 |
| | | | | FA | | | \$134,717 | | \$134,717 |
| | | | | DOT | | | | | |
| 7830 River Bend Transit | 5339 FTA Approved | Capital | Light Duty Bus (158" wb) VSS Unit # 1028 | Total | | | \$158,491 | | \$158,491 |
| | | | | FA | | | \$134,717 | | \$134,717 |
| | | | | DOT | | | | | |
| 7831 River Bend Transit | 5339 FTA Approved | Capital | Light Duty Bus (158" wb) VSS Unit # 1029 | Total | | | \$158,491 | | \$158,491 |
| | | | | FA | | | \$134,717 | | \$134,717 |
| | | | | DOT | | | | | |
| 7832 River Bend Transit | 5339 FTA Approved | Capital | Light Duty Bus (158" wb) VSS Unit # 1030 | Total | | | \$158,491 | | \$158,491 |
| | | | | FA | | | \$134,717 | | \$134,717 |
| | | | | DOT | | | | | |
| 7833 River Bend Transit | 5339 FTA Approved | Capital | Light Duty Bus (158" wb) VSS Unit # 1031 | Total | | | \$158,491 | | \$158,491 |
| | | | | FA | | | \$134,717 | | \$134,717 |
| | | | | DOT | | | | | |
| 7834 River Bend Transit | 5339 FTA Approved | Capital | Light Duty Bus (158" wb) VSS Unit # 1061 | Total | | | \$158,491 | | \$158,491 |
| | | | | FA | | | \$134,717 | | \$134,717 |
| | | | | DOT | | | | | |
| 7835 River Bend Transit | 5339 FTA Approved | Capital | Light Duty Bus (158" wb) VSS Unit # 1062 | Total | | | \$158,491 | | \$158,491 |
| | | | | FA | | | \$134,717 | | \$134,717 |
| | | | | DOT | | | | | |

RPA 9 (Cont.)

| Project ID Sponsor | Funds Approval Level | Project Type | Description Options Vehicle Unit Number | | 2024 | 2025 | 2026 | 2027 | Totals |
|-----------------------------|----------------------------|--------------|--|-------|------|------|-------------|-----------|-------------|
| 10411 River Bend Transit | 5311,STA FTA Approved | Operations | 2026 Operations | Total | | | \$4,665,103 | | \$4,665,103 |
| | | | | FA | | | \$452,192 | | \$452,192 |
| | | | | DOT | | | \$602,059 | | \$602,059 |
| 10713 MuscaBus | 5311,STA FTA Approved | Operations | Transit Operations | Total | | | \$1,318,500 | | \$1,318,500 |
| | | | | FA | | | \$568,900 | | \$568,900 |
| | | | | DOT | | | \$290,900 | | \$290,900 |
| 6518 MuscaBus | 5311 FTA Approved | Capital | Light Duty Bus (176" wb) UFRC,VSS,Low Floor | Total | | | | \$230,000 | \$230,000 |
| | | | | FA | | | | \$195,500 | \$195,500 |
| | | | | DOT | | | | | |
| 9965 MuscaBus | 5311 FTA Approved | Capital | Light Duty Bus (176" wb) UFRC,VSS,Low Floor | Total | | | | \$230,000 | \$230,000 |
| | | | | FA | | | | \$195,500 | \$195,500 |
| | | | | DOT | | | | | |
| 10395 River Bend Transit | 5339 FTA Approved | Capital | 1102 2021 FORD Eldorado E450 VSS | Total | | | | \$161,984 | \$161,984 |
| | | | | FA | | | | \$137,686 | \$137,686 |
| | | | | DOT | | | | | |
| 10396 River Bend Transit | 5339 FTA Approved | Capital | 1103 2021 FORD Eldorado E450 VSS | Total | | | | \$163,246 | \$163,246 |
| | | | | FA | | | | \$138,759 | \$138,759 |
| | | | | DOT | | | | | |
| 10397 River Bend Transit | 5339 FTA Approved | Capital | 1109 2021 FORD Eldorado E450 VSS | Total | | | | \$163,246 | \$163,246 |
| | | | | FA | | | | \$138,759 | \$138,759 |
| | | | | DOT | | | | | |
| 10398 River Bend Transit | 5339 FTA Approved | Capital | 1110 - 2021 Ford Eldorado E450 VSS | Total | | | | \$163,246 | \$163,246 |
| | | | | FA | | | | \$138,759 | \$138,759 |
| | | | | DOT | | | | | |
| 10399 River Bend Transit | 5339 FTA Approved | Capital | 1113 - 2021 Ford Eldorado E450 VSS | Total | | | | \$163,246 | \$163,246 |
| | | | | FA | | | | \$138,759 | \$138,759 |
| | | | | DOT | | | | | |
| 10400 River Bend Transit | 5339 FTA Approved | Capital | 1121 - 2021 Ford Eldorado E450 VSS | Total | | | | \$163,246 | \$163,246 |
| | | | | FA | | | | \$138,759 | \$138,759 |
| | | | | DOT | | | | | |

RPA 9 (Cont.)

| Project ID Sponsor | Funds Approval Level | Project Type | Description Options Vehicle Unit Number | | 2024 | 2025 | 2026 | 2027 | Totals |
|-----------------------------|----------------------------|--------------|---|-------|------|------|------|-------------|-------------|
| 10401 River Bend Transit | 5339 FTA Approved | Capital | 1133 - 2021 Ford Eldorado E450 VSS | Total | | | | \$163,246 | \$163,246 |
| | | | | FA | | | | \$138,759 | \$138,759 |
| | | | | DOT | | | | | |
| 10402 River Bend Transit | 5339 FTA Approved | Capital | 1131 - 2021 Ford Eldorado E450 VSS | Total | | | | \$163,246 | \$163,246 |
| | | | | FA | | | | \$138,759 | \$138,759 |
| | | | | DOT | | | | | |
| 10403 River Bend Transit | 5339 FTA Approved | Capital | 1134 - 2021 Ford Eldorado E450 VSS | Total | | | | \$161,984 | \$161,984 |
| | | | | FA | | | | \$137,686 | \$137,686 |
| | | | | DOT | | | | | |
| 10404 River Bend Transit | 5339 FTA Approved | Capital | 1137 - 2021 Ford Eldorado E450 VSS | Total | | | | \$163,246 | \$163,246 |
| | | | | FA | | | | \$138,759 | \$138,759 |
| | | | | DOT | | | | | |
| 10405 River Bend Transit | 5339 FTA Approved | Capital | 1139 - 2021 Ford Eldorado E450 VSS | Total | | | | \$163,246 | \$163,246 |
| | | | | FA | | | | \$138,759 | \$138,759 |
| | | | | DOT | | | | | |
| 10406 River Bend Transit | 5339 FTA Approved | Capital | 1141 - 2021 Ford Eldorado E450 VSS | Total | | | | \$163,246 | \$163,246 |
| | | | | FA | | | | \$138,759 | \$138,759 |
| | | | | DOT | | | | | |
| 10407 River Bend Transit | 5339 FTA Approved | Capital | 1142- 2021 Ford Eldorado E450 VSS | Total | | | | \$163,246 | \$163,246 |
| | | | | FA | | | | \$138,759 | \$138,759 |
| | | | | DOT | | | | | |
| 10408 River Bend Transit | 5339 FTA Approved | Capital | 1143 - 2021 Ford Eldorado E450 VSS | Total | | | | \$163,246 | \$163,246 |
| | | | | FA | | | | \$138,759 | \$138,759 |
| | | | | DOT | | | | | |
| 10412 River Bend Transit | 5311,STA FTA Approved | Operations | 2027 Operations | Total | | | | \$4,665,103 | \$4,665,103 |
| | | | | FA | | | | \$452,192 | \$452,192 |
| | | | | DOT | | | | \$602,059 | \$602,059 |
| 10714 MuscaBus | 5311,STA FTA Approved | Operations | Transit Operations | Total | | | | \$1,358,100 | \$1,358,100 |
| | | | | FA | | | | \$586,000 | \$586,000 |
| | | | | DOT | | | | \$299,700 | \$299,700 |

RPA 10

| Project ID Sponsor | Funds Approval Level | Project Type | Description Options Vehicle Unit Number | | 2024 | 2025 | 2026 | 2027 | Totals |
|------------------------|----------------------------|--------------|---|-------|-----------|------|------|------|-----------|
| 5446 CorridorRides | 5339 FTA Approved | Capital | Light Duty Bus (176" wb) VSS Unit # 488 | Total | \$146,238 | | | | \$146,238 |
| | | | | FA | \$124,302 | | | | \$124,302 |
| | | | | DOT | | | | | |
| 5450 CorridorRides | 5339 FTA Approved | Capital | Medium Duty Bus (29-32 ft.) Diesel,VSS Unit # 265 | Total | \$209,154 | | | | \$209,154 |
| | | | | FA | \$177,781 | | | | \$177,781 |
| | | | | DOT | | | | | |
| 5451 CorridorRides | 5339 FTA Approved | Capital | Medium Duty Bus (29-32 ft.) VSS Unit # 264 | Total | \$209,154 | | | | \$209,154 |
| | | | | FA | \$177,781 | | | | \$177,781 |
| | | | | DOT | | | | | |
| 5454 CorridorRides | 5339 FTA Approved | Capital | Light Duty Bus (176" wb) VSS Unit # 333 | Total | \$146,238 | | | | \$146,238 |
| | | | | FA | \$124,302 | | | | \$124,302 |
| | | | | DOT | | | | | |
| 5455 CorridorRides | 5339 FTA Approved | Capital | Light Duty Bus (176" wb) VSS Unit # 311 | Total | \$146,238 | | | | \$146,238 |
| | | | | FA | \$124,302 | | | | \$124,302 |
| | | | | DOT | | | | | |
| 5776 CorridorRides | 5339 FTA Approved | Capital | Light Duty Bus (158" wb) VSS Unit # 312 | Total | \$147,393 | | | | \$147,393 |
| | | | | FA | \$125,284 | | | | \$125,284 |
| | | | | DOT | | | | | |
| 10429 CorridorRides | 5339 FTA Approved | Capital | Light Duty Bus (158" wb) VSS Unit # 483 | Total | \$147,393 | | | | \$147,393 |
| | | | | FA | \$125,284 | | | | \$125,284 |
| | | | | DOT | | | | | |
| 10433 CorridorRides | 5339 FTA Approved | Capital | Light Duty Bus (138" wb) Unit # 484 | Total | \$143,799 | | | | \$143,799 |
| | | | | FA | \$122,229 | | | | \$122,229 |
| | | | | DOT | | | | | |
| 10434 CorridorRides | 5339 FTA Approved | Capital | Light Duty Bus (138" wb) VSS Unit # 486 | Total | \$143,799 | | | | \$143,799 |
| | | | | FA | \$122,229 | | | | \$122,229 |
| | | | | DOT | | | | | |
| 10435 CorridorRides | 5339 FTA Approved | Capital | Light Duty Bus (138" wb) VSS Unit # 487 | Total | \$143,799 | | | | \$143,799 |
| | | | | FA | \$122,229 | | | | \$122,229 |
| | | | | DOT | | | | | |

RPA 10 (Cont.)

| Project ID Sponsor | Funds Approval Level | Project Type | Description Options Vehicle Unit Number | | 2024 | 2025 | 2026 | 2027 | Totals |
|------------------------|----------------------|--------------|---|-------|-----------|------|------|------|-----------|
| 10437 CorridorRides | 5339 FTA Approved | Capital | Light Duty Bus (138" wb) VSS Unit # 309 | Total | \$143,799 | | | | \$143,799 |
| | | | | FA | \$122,229 | | | | \$122,229 |
| | | | | DOT | | | | | |
| 10438 CorridorRides | 5339 FTA Approved | Capital | Light Duty Bus (138" wb) VSS Unit # 400 | Total | \$143,799 | | | | \$143,799 |
| | | | | FA | \$122,229 | | | | \$122,229 |
| | | | | DOT | | | | | |
| 10439 CorridorRides | 5339 FTA Approved | Capital | Light Duty Bus (138" wb) VSS Unit # 401 | Total | \$143,799 | | | | \$143,799 |
| | | | | FA | \$122,229 | | | | \$122,229 |
| | | | | DOT | | | | | |
| 10440 CorridorRides | 5339 FTA Approved | Capital | Minivan VSS Unit # 219 | Total | \$91,411 | | | | \$91,411 |
| | | | | FA | \$77,699 | | | | \$77,699 |
| | | | | DOT | | | | | |
| 10441 CorridorRides | 5339 FTA Approved | Capital | Minivan VSS Unit # 310 | Total | \$91,411 | | | | \$91,411 |
| | | | | FA | \$77,699 | | | | \$77,699 |
| | | | | DOT | | | | | |
| 10442 CorridorRides | 5339 FTA Approved | Capital | Light Duty Bus (176" wb) VSS Unit # 331 | Total | \$146,238 | | | | \$146,238 |
| | | | | FA | \$124,302 | | | | \$124,302 |
| | | | | DOT | | | | | |
| 10443 CorridorRides | 5339 FTA Approved | Capital | Light Duty Bus (176" wb) VSS Unit # 332 | Total | \$146,238 | | | | \$146,238 |
| | | | | FA | \$124,302 | | | | \$124,302 |
| | | | | DOT | | | | | |
| 10444 CorridorRides | 5339 FTA Approved | Capital | Light Duty Bus (158" wb) VSS Unit # 341 | Total | \$147,393 | | | | \$147,393 |
| | | | | FA | \$125,284 | | | | \$125,284 |
| | | | | DOT | | | | | |
| 10445 CorridorRides | 5339 FTA Approved | Capital | Light Duty Bus (138" wb) VSS Unit # 342 | Total | \$143,799 | | | | \$143,799 |
| | | | | FA | \$122,229 | | | | \$122,229 |
| | | | | DOT | | | | | |
| 10446 CorridorRides | 5339 FTA Approved | Capital | Light Duty Bus (138" wb) VSS Unit # 343 | Total | \$143,799 | | | | \$143,799 |
| | | | | FA | \$122,229 | | | | \$122,229 |
| | | | | DOT | | | | | |

RPA 10 (Cont.)

| Project ID Sponsor | Funds Approval Level | Project Type | Description Options Vehicle Unit Number | | 2024 | 2025 | 2026 | 2027 | Totals |
|------------------------|----------------------------|--------------|---|-------|-------------|-------------|-------------|-------------|-------------|
| 10447 CorridorRides | 5339 FTA Approved | Capital | Light Duty Bus (138" wb) VSS Unit # 344 | Total | \$143,799 | | | | \$143,799 |
| | | | | FA | \$122,229 | | | | \$122,229 |
| | | | | DOT | | | | | |
| 10491 CorridorRides | 5339 FTA Approved | Capital | Medium Duty Bus (29-32 ft.) VSS Unit # 46L | Total | \$209,154 | | | | \$209,154 |
| | | | | FA | \$177,781 | | | | \$177,781 |
| | | | | DOT | | | | | |
| 10492 CorridorRides | 5339 FTA Approved | Capital | Light Duty Bus (158" wb) VSS Unit # 246 | Total | \$147,393 | | | | \$147,393 |
| | | | | FA | \$125,284 | | | | \$125,284 |
| | | | | DOT | | | | | |
| 1485 CorridorRides | 5311 FTA Approved | Operations | General Operations/Maintenance/Administration | Total | \$1,278,000 | \$1,278,000 | \$1,278,000 | \$1,278,000 | \$5,112,000 |
| | | | | FA | \$852,000 | \$852,000 | \$852,000 | \$852,000 | \$3,408,000 |
| | | | | DOT | | | | | |
| 1540 CorridorRides | 5311 FTA Approved | Planning | RPA Transportation Planning | Total | \$185,000 | \$185,000 | \$185,000 | \$185,000 | \$740,000 |
| | | | | FA | \$148,000 | \$148,000 | \$148,000 | \$148,000 | \$592,000 |
| | | | | DOT | | | | | |
| 3576 CorridorRides | 5310 FTA Approved | Operations | General Operations/Maintenance/Contracted Service | Total | \$356,685 | \$356,685 | \$356,685 | \$356,685 | \$1,426,740 |
| | | | | FA | \$237,790 | \$237,790 | \$237,790 | \$237,790 | \$951,160 |
| | | | | DOT | | | | | |
| 5448 CorridorRides | 5339 FTA Approved | Capital | Medium Duty Bus (29-32 ft.) Diesel,VSS Unit # 267 | Total | | \$209,154 | | | \$209,154 |
| | | | | FA | | \$177,781 | | | \$177,781 |
| | | | | DOT | | | | | |
| 5449 CorridorRides | 5339 FTA Approved | Capital | Medium Duty Bus (29-32 ft.) Diesel,VSS Unit # 266 | Total | | \$209,154 | | | \$209,154 |
| | | | | FA | | \$177,781 | | | \$177,781 |
| | | | | DOT | | | | | |
| 5452 CorridorRides | 5339 FTA Approved | Capital | Light Duty Bus (138" wb) VSS Unit # 345 | Total | | \$143,799 | | | \$143,799 |
| | | | | FA | | \$122,229 | | | \$122,229 |
| | | | | DOT | | | | | |
| 5453 CorridorRides | 5339 FTA Approved | Capital | Light Duty Bus (138" wb) VSS Unit # 346 | Total | | \$143,799 | | | \$143,799 |
| | | | | FA | | \$122,229 | | | \$122,229 |
| | | | | DOT | | | | | |

RPA 10 (Cont.)

| Project ID Sponsor | Funds Approval Level | Project Type | Description Options Vehicle Unit Number | | 2024 | 2025 | 2026 | 2027 | Totals |
|-----------------------|----------------------|--------------|--|-------|------|-----------|------|------|-----------|
| 5771 CorridorRides | 5339 FTA Approved | Capital | Light Duty Bus (158" wb) VSS Unit # 402 | Total | | \$147,393 | | | \$147,393 |
| | | | | FA | | \$125,284 | | | \$125,284 |
| | | | | DOT | | | | | |
| 5777 CorridorRides | 5339 FTA Approved | Capital | Light Duty Bus (158" wb) VSS Unit # 313 | Total | | \$147,393 | | | \$147,393 |
| | | | | FA | | \$125,284 | | | \$125,284 |
| | | | | DOT | | | | | |
| 5789 CorridorRides | 5339 FTA Approved | Capital | Light Duty Bus (138" wb) VSS Unit # 347 | Total | | \$143,799 | | | \$143,799 |
| | | | | FA | | \$122,229 | | | \$122,229 |
| | | | | DOT | | | | | |
| 5797 CorridorRides | 5339 FTA Approved | Capital | Light Duty Bus (176" wb) Diesel,VSS Unit # 268 | Total | | \$209,154 | | | \$209,154 |
| | | | | FA | | \$177,781 | | | \$177,781 |
| | | | | DOT | | | | | |
| 5798 CorridorRides | 5339 FTA Approved | Capital | Light Duty Bus (176" wb) Diesel,VSS Unit # 269 | Total | | \$209,154 | | | \$209,154 |
| | | | | FA | | \$177,781 | | | \$177,781 |
| | | | | DOT | | | | | |
| 5808 CorridorRides | 5339 FTA Approved | Capital | Light Duty Bus (158" wb) VSS Unit # 489 | Total | | \$147,393 | | | \$147,393 |
| | | | | FA | | \$125,284 | | | \$125,284 |
| | | | | DOT | | | | | |
| 5809 CorridorRides | 5339 FTA Approved | Capital | Light Duty Bus (176" wb) VSS Unit # 490 | Total | | \$146,238 | | | \$146,238 |
| | | | | FA | | \$124,302 | | | \$124,302 |
| | | | | DOT | | | | | |
| 6286 CorridorRides | 5339 FTA Approved | Capital | Minivan VSS Unit # 349 | Total | | \$91,411 | | | \$91,411 |
| | | | | FA | | \$77,699 | | | \$77,699 |
| | | | | DOT | | | | | |
| 6287 CorridorRides | 5339 FTA Approved | Capital | Minivan VSS Unit # 440 | Total | | \$91,411 | | | \$91,411 |
| | | | | FA | | \$77,699 | | | \$77,699 |
| | | | | DOT | | | | | |
| 6297 CorridorRides | 5339 FTA Approved | Capital | Minivan VSS Unit # 403 | Total | | \$91,411 | | | \$91,411 |
| | | | | FA | | \$77,699 | | | \$77,699 |
| | | | | DOT | | | | | |

RPA 10 (Cont.)

| Project ID Sponsor | Funds Approval Level | Project Type | Description Options Vehicle Unit Number | | 2024 | 2025 | 2026 | 2027 | Totals |
|-----------------------|----------------------|--------------|---|-------|------|----------|-----------|------|-----------|
| 6298 CorridorRides | 5339 FTA Approved | Capital | Minivan VSS | Total | | \$91,411 | | | \$91,411 |
| | | | | FA | | \$77,699 | | | \$77,699 |
| | | | | DOT | | | | | |
| 5782 CorridorRides | 5339 FTA Approved | Capital | Light Duty Bus (176" wb) VSS Unit # 335 | Total | | | \$146,238 | | \$146,238 |
| | | | | FA | | | \$124,302 | | \$124,302 |
| | | | | DOT | | | | | |
| 5783 CorridorRides | 5339 FTA Approved | Capital | Light Duty Bus (176" wb) VSS Unit # 336 | Total | | | \$146,238 | | \$146,238 |
| | | | | FA | | | \$124,302 | | \$124,302 |
| | | | | DOT | | | | | |
| 5784 CorridorRides | 5339 FTA Approved | Capital | Light Duty Bus (176" wb) VSS Unit # 337 | Total | | | \$146,238 | | \$146,238 |
| | | | | FA | | | \$124,302 | | \$124,302 |
| | | | | DOT | | | | | |
| 6259 CorridorRides | 5339 FTA Approved | Capital | Light Duty Bus (158" wb) VSS Unit # 492 | Total | | | \$147,393 | | \$147,393 |
| | | | | FA | | | \$125,284 | | \$125,284 |
| | | | | DOT | | | | | |
| 6260 CorridorRides | 5339 FTA Approved | Capital | Light Duty Bus (176" wb) VSS Unit # 493 | Total | | | \$146,238 | | \$146,238 |
| | | | | FA | | | \$124,302 | | \$124,302 |
| | | | | DOT | | | | | |
| 6262 CorridorRides | 5339 FTA Approved | Capital | Medium Duty Bus (29-32 ft.) Diesel,VSS Unit # 350 | Total | | | \$209,154 | | \$209,154 |
| | | | | FA | | | \$177,781 | | \$177,781 |
| | | | | DOT | | | | | |
| 6263 CorridorRides | 5339 FTA Approved | Capital | Medium Duty Bus (29-32 ft.) Diesel,VSS Unit # 351 | Total | | | \$209,154 | | \$209,154 |
| | | | | FA | | | \$177,781 | | \$177,781 |
| | | | | DOT | | | | | |
| 6288 CorridorRides | 5339 FTA Approved | Capital | Minivan VSS Unit # 338 | Total | | | \$91,411 | | \$91,411 |
| | | | | FA | | | \$77,699 | | \$77,699 |
| | | | | DOT | | | | | |
| 6299 CorridorRides | 5317 FTA Approved | Capital | Minivan VSS Unit # 405 | Total | | | \$91,411 | | \$91,411 |
| | | | | FA | | | \$77,699 | | \$77,699 |
| | | | | DOT | | | | | |

RPA 10 (Cont.)

| Project ID Sponsor | Funds Approval Level | Project Type | Description Options Vehicle Unit Number | | 2024 | 2025 | 2026 | 2027 | Totals |
|------------------------|----------------------------|--------------|---|-------|------|------|------|----------|----------|
| 10436 CorridorRides | 5339 FTA Approved | Capital | Minivan VSS | Total | | | | \$91,411 | \$91,411 |
| | | | | FA | | | | \$77,699 | \$77,699 |
| | | | | DOT | | | | | |

RPA 11

| Project ID Sponsor | Funds Approval Level | Project Type | Description Options Vehicle Unit Number | | 2024 | 2025 | 2026 | 2027 | Totals |
|---|----------------------------|--------------|--|-------|-------------|------|------|------|-------------|
| 4448 Heart of Iowa Regional Transit Agency | 5339 FTA Approved | Capital | Minivan to Ford Transit VSS Unit # 2229 | Total | \$93,956 | | | | \$93,956 |
| | | | | FA | \$75,161 | | | | \$75,161 |
| | | | | DOT | | | | | |
| 8838 Heart of Iowa Regional Transit Agency | 5339 FTA Approved | Capital | Minivan to Hybrid Minivan VSS,Hybrid Unit # 2227 | Total | \$102,265 | | | | \$102,265 |
| | | | | FA | \$81,812 | | | | \$81,812 |
| | | | | DOT | | | | | |
| 8847 Heart of Iowa Regional Transit Agency | 5339 FTA Approved | Capital | Mini-Van to Hybrid Mini-Van VSS,Hybrid Unit # 6526 | Total | \$102,265 | | | | \$102,265 |
| | | | | FA | \$81,812 | | | | \$81,812 |
| | | | | DOT | | | | | |
| 10266 Heart of Iowa Regional Transit Agency | 5311,STA FTA Approved | Operations | Daily Operations | Total | \$1,324,035 | | | | \$1,324,035 |
| | | | | FA | \$1,060,578 | | | | \$1,060,578 |
| | | | | DOT | \$263,457 | | | | \$263,457 |
| 10268 Heart of Iowa Regional Transit Agency | 5339 FTA Approved | Capital | Light Duty Bus (158" wb) VSS Unit # 2231 | Total | \$151,793 | | | | \$151,793 |
| | | | | FA | \$121,434 | | | | \$121,434 |
| | | | | DOT | | | | | |
| 10270 Heart of Iowa Regional Transit Agency | 5339 FTA Approved | Capital | LD 138 to Ford Transit VSS Unit # 5521 | Total | \$93,956 | | | | \$93,956 |
| | | | | FA | \$75,161 | | | | \$75,161 |
| | | | | DOT | | | | | |
| 10348 Heart of Iowa Regional Transit Agency | 5339 FTA Approved | Capital | Bus Storage and Training Facility - Marion County | Total | \$4,500,000 | | | | \$4,500,000 |
| | | | | FA | \$4,050,000 | | | | \$4,050,000 |
| | | | | DOT | | | | | |
| 10448 Heart of Iowa Regional Transit Agency | 5339 FTA Approved | Capital | Bus Facility - Winterset | Total | \$4,500,000 | | | | \$4,500,000 |
| | | | | FA | \$4,050,000 | | | | \$4,050,000 |
| | | | | DOT | | | | | |
| 10481 Heart of Iowa Regional Transit Agency | PTIG FTA Approved | Capital | Bus Storage and Training Facility - Boone County | Total | \$480,000 | | | | \$480,000 |
| | | | | FA | | | | | |
| | | | | DOT | \$400,000 | | | | \$400,000 |
| 10545 Heart of Iowa Regional Transit Agency | 5339 FTA Approved | Capital | 176" wb to Ford Transit VSS Unit # 4420 | Total | \$93,956 | | | | \$93,956 |
| | | | | FA | \$75,161 | | | | \$75,161 |
| | | | | DOT | | | | | |

RPA 11 (Cont.)

| Project ID Sponsor | Funds Approval Level | Project Type | Description Options Vehicle Unit Number | | 2024 | 2025 | 2026 | 2027 | Totals |
|---|----------------------------|--------------|--|-------|-----------|-----------|------|------|-----------|
| 10547 Heart of Iowa Regional Transit Agency | 5339 FTA Approved | Capital | Light Duty Bus (158" wb) VSS Unit # 8729 | Total | \$151,793 | | | | \$151,793 |
| | | | | FA | \$121,434 | | | | \$121,434 |
| | | | | DOT | | | | | |
| 5983 Heart of Iowa Regional Transit Agency | 5339 FTA Approved | Capital | Light Duty Bus (176" wb) to (158"wb) VSS Unit # 3328 | Total | | \$151,793 | | | \$151,793 |
| | | | | FA | | \$124,774 | | | \$124,774 |
| | | | | DOT | | | | | |
| 5990 Heart of Iowa Regional Transit Agency | 5339 FTA Approved | Capital | Light Duty Bus (176" wb) VSS Unit # 5523 | Total | | \$160,638 | | | \$160,638 |
| | | | | FA | | \$123,792 | | | \$123,792 |
| | | | | DOT | | | | | |
| 5991 Heart of Iowa Regional Transit Agency | 5339 FTA Approved | Capital | LD 138 to EV Ford Transit VSS,Electric Unit # 5522 | Total | | \$115,000 | | | \$115,000 |
| | | | | FA | | \$75,613 | | | \$75,613 |
| | | | | DOT | | | | | |
| 5994 Heart of Iowa Regional Transit Agency | 5339 FTA Approved | Capital | Light Duty Bus (158" wb) VSS Unit # 8728 | Total | | \$151,793 | | | \$151,793 |
| | | | | FA | | \$124,774 | | | \$124,774 |
| | | | | DOT | | | | | |
| 6216 Heart of Iowa Regional Transit Agency | 5339 FTA Approved | Capital | Light Duty Bus (158" wb) VSS Unit # 3329 | Total | | \$151,793 | | | \$151,793 |
| | | | | FA | | \$124,774 | | | \$124,774 |
| | | | | DOT | | | | | |
| 8844 Heart of Iowa Regional Transit Agency | 5339 FTA Approved | Capital | Conversion Van to Ford Transit VSS Unit # 8801 | Total | | \$94,456 | | | \$94,456 |
| | | | | FA | | \$75,613 | | | \$75,613 |
| | | | | DOT | | | | | |
| 8845 Heart of Iowa Regional Transit Agency | 5339 FTA Approved | Capital | LD 176 to Ford Transit VSS Unit # 2234 | Total | | \$94,456 | | | \$94,456 |
| | | | | FA | | \$75,613 | | | \$75,613 |
| | | | | DOT | | | | | |
| 8846 Heart of Iowa Regional Transit Agency | 5339 FTA Approved | Capital | LD 138 to EV Ford Transit VSS,Hybrid Unit # 2232 | Total | | \$115,000 | | | \$115,000 |
| | | | | FA | | \$75,613 | | | \$75,613 |
| | | | | DOT | | | | | |
| 8848 Heart of Iowa Regional Transit Agency | 5339 FTA Approved | Capital | Light Duty Bus (176" wb) to (158"wb) Unit # 2233 | Total | | \$151,793 | | | \$151,793 |
| | | | | FA | | \$124,774 | | | \$124,774 |
| | | | | DOT | | | | | |

RPA 11 (Cont.)

| Project ID Sponsor | Funds Approval Level | Project Type | Description Options Vehicle Unit Number | | 2024 | 2025 | 2026 | 2027 | Totals |
|---|----------------------|--------------|--|-------|------|-----------|------|------|-----------|
| 8849 Heart of Iowa Regional Transit Agency | 5339 FTA Approved | Capital | LD 176 to Ford Transit VSS Unit # 6528 | Total | | \$94,456 | | | \$94,456 |
| | | | | FA | | \$75,613 | | | \$75,613 |
| | | | | DOT | | | | | |
| 8870 Heart of Iowa Regional Transit Agency | 5339 FTA Approved | Capital | LD 176 to Ford Transit Unit # 7651 | Total | | \$94,456 | | | \$94,456 |
| | | | | FA | | \$75,613 | | | \$75,613 |
| | | | | DOT | | | | | |
| 8871 Heart of Iowa Regional Transit Agency | 5339 FTA Approved | Capital | LD 176 to Ford Transit VSS Unit # 7652 | Total | | \$94,456 | | | \$94,456 |
| | | | | FA | | \$75,613 | | | \$75,613 |
| | | | | DOT | | | | | |
| 8877 Heart of Iowa Regional Transit Agency | 5339 FTA Approved | Capital | Light Duty Bus (176" wb) Unit # 3331 | Total | | \$160,638 | | | \$160,638 |
| | | | | FA | | \$123,792 | | | \$123,792 |
| | | | | DOT | | | | | |
| 8878 Heart of Iowa Regional Transit Agency | 5339 FTA Approved | Capital | Light Duty Bus (176" wb) VSS Unit # 3332 | Total | | \$160,638 | | | \$160,638 |
| | | | | FA | | \$123,792 | | | \$123,792 |
| | | | | DOT | | | | | |
| 8879 Heart of Iowa Regional Transit Agency | 5339 FTA Approved | Capital | Light Duty Bus (176" wb) VSS Unit # 3333 | Total | | \$160,638 | | | \$160,638 |
| | | | | FA | | \$123,792 | | | \$123,792 |
| | | | | DOT | | | | | |
| 8880 Heart of Iowa Regional Transit Agency | 5339 FTA Approved | Capital | Light Duty Bus (176" wb) to (158"wb) VSS Unit # 3334 | Total | | \$151,793 | | | \$151,793 |
| | | | | FA | | \$124,774 | | | \$124,774 |
| | | | | DOT | | | | | |
| 8883 Heart of Iowa Regional Transit Agency | 5339 FTA Approved | Capital | Light Duty Bus (176" wb) to (158"wb) VSS Unit # 4423 | Total | | \$151,793 | | | \$151,793 |
| | | | | FA | | \$124,774 | | | \$124,774 |
| | | | | DOT | | | | | |
| 8884 Heart of Iowa Regional Transit Agency | 5339 FTA Approved | Capital | Minivan to Ford Transit VSS,Hybrid Unit # 4424 | Total | | \$115,000 | | | \$115,000 |
| | | | | FA | | \$75,613 | | | \$75,613 |
| | | | | DOT | | | | | |
| 8899 Heart of Iowa Regional Transit Agency | 5339 FTA Approved | Capital | Mini-Van to Hybrid Mini-Van VSS Unit # 5524 | Total | | \$102,265 | | | \$102,265 |
| | | | | FA | | \$79,275 | | | \$79,275 |
| | | | | DOT | | | | | |

RPA 11 (Cont.)

| Project ID Sponsor | Funds Approval Level | Project Type | Description Options Vehicle Unit Number | | 2024 | 2025 | 2026 | 2027 | Totals |
|---|----------------------------|--------------|--|-------|------|-----------|-----------|------|-----------|
| 8901 Heart of Iowa Regional Transit Agency | 5339 FTA Approved | Capital | Mini-Van to Hybrid Mini-Van Unit # 3330 | Total | | \$102,265 | | | \$102,265 |
| | | | | FA | | \$79,275 | | | \$79,275 |
| | | | | DOT | | | | | |
| 8902 Heart of Iowa Regional Transit Agency | 5339 FTA Approved | Capital | Light Duty Bus (158" wb) VSS Unit # 2235 | Total | | \$151,793 | | | \$151,793 |
| | | | | FA | | \$124,774 | | | \$124,774 |
| | | | | DOT | | | | | |
| 10272 Heart of Iowa Regional Transit Agency | 5339 FTA Approved | Capital | Mini-Van to EV Ford Transit VSS,Electric Unit # 7648 | Total | | \$115,000 | | | \$115,000 |
| | | | | FA | | \$75,613 | | | \$75,613 |
| | | | | DOT | | | | | |
| 5988 Heart of Iowa Regional Transit Agency | 5339 FTA Approved | Capital | Light Duty Bus (176" wb) VSS Unit # 4422 | Total | | | \$160,638 | | \$160,638 |
| | | | | FA | | | \$123,792 | | \$123,792 |
| | | | | DOT | | | | | |
| 8868 Heart of Iowa Regional Transit Agency | 5339 FTA Approved | Capital | Light Duty Bus (176" wb) VSS Unit # 1151 | Total | | | \$160,638 | | \$160,638 |
| | | | | FA | | | \$123,792 | | \$123,792 |
| | | | | DOT | | | | | |
| 8869 Heart of Iowa Regional Transit Agency | 5339 FTA Approved | Capital | Light Duty Bus (176" wb) VSS Unit # 1152 | Total | | | \$160,638 | | \$160,638 |
| | | | | FA | | | \$123,792 | | \$123,792 |
| | | | | DOT | | | | | |
| 8872 Heart of Iowa Regional Transit Agency | 5339 FTA Approved | Capital | Light Duty Bus (176" wb) VSS Unit # 7653 | Total | | | \$160,638 | | \$160,638 |
| | | | | FA | | | \$123,792 | | \$123,792 |
| | | | | DOT | | | | | |
| 8873 Heart of Iowa Regional Transit Agency | 5339 FTA Approved | Capital | Light Duty Bus (176" wb) VSS Unit # 1153 | Total | | | \$160,638 | | \$160,638 |
| | | | | FA | | | \$123,792 | | \$123,792 |
| | | | | DOT | | | | | |
| 8874 Heart of Iowa Regional Transit Agency | 5339 FTA Approved | Capital | Light Duty Bus (176" wb) VSS Unit # 1155 | Total | | | \$160,638 | | \$160,638 |
| | | | | FA | | | \$123,792 | | \$123,792 |
| | | | | DOT | | | | | |
| 8875 Heart of Iowa Regional Transit Agency | 5339 FTA Approved | Capital | Light Duty Bus (176" wb) VSS Unit # 1154 | Total | | | \$160,638 | | \$160,638 |
| | | | | FA | | | \$123,792 | | \$123,792 |
| | | | | DOT | | | | | |

RPA 11 (Cont.)

| Project ID Sponsor | Funds Approval Level | Project Type | Description Options Vehicle Unit Number | | 2024 | 2025 | 2026 | 2027 | Totals |
|---|----------------------|--------------|--|-------|------|------|-----------|-----------|-----------|
| 8885 Heart of Iowa Regional Transit Agency | 5339 FTA Approved | Capital | Light Duty Bus (176" wb) to (158"wb) VSS Unit # 5525 | Total | | | \$151,793 | | \$151,793 |
| | | | | FA | | | \$124,774 | | \$124,774 |
| | | | | DOT | | | | | |
| 8886 Heart of Iowa Regional Transit Agency | 5339 FTA Approved | Capital | Light Duty Bus (158" wb) VSS Unit # 5526 | Total | | | \$151,793 | | \$151,793 |
| | | | | FA | | | \$124,774 | | \$124,774 |
| | | | | DOT | | | | | |
| 8900 Heart of Iowa Regional Transit Agency | 5339 FTA Approved | Capital | Light Duty Bus (158" wb) VSS Unit # 8730 | Total | | | \$151,793 | | \$151,793 |
| | | | | FA | | | \$124,774 | | \$124,774 |
| | | | | DOT | | | | | |
| 8839 Heart of Iowa Regional Transit Agency | 5339 FTA Approved | Capital | Light Duty Bus (176" wb) to (158"wb) VSS Unit # 2237 | Total | | | | \$160,638 | \$160,638 |
| | | | | FA | | | | \$123,792 | \$123,792 |
| | | | | DOT | | | | | |
| 8876 Heart of Iowa Regional Transit Agency | 5339 FTA Approved | Capital | Light Duty Bus (176" wb) VSS Unit # 2236 | Total | | | | \$160,638 | \$160,638 |
| | | | | FA | | | | \$123,792 | \$123,792 |
| | | | | DOT | | | | | |
| 8887 Heart of Iowa Regional Transit Agency | 5339 FTA Approved | Capital | Minivan to Hybrid Minivan VSS,Hybrid Unit # 5527 | Total | | | | \$102,265 | \$102,265 |
| | | | | FA | | | | \$79,275 | \$79,275 |
| | | | | DOT | | | | | |
| 8888 Heart of Iowa Regional Transit Agency | 5339 FTA Approved | Capital | Light Duty Bus (176" wb) VSS Unit # 6530 | Total | | | | \$160,638 | \$160,638 |
| | | | | FA | | | | \$123,792 | \$123,792 |
| | | | | DOT | | | | | |
| 8890 Heart of Iowa Regional Transit Agency | 5339 FTA Approved | Capital | Conversion Van VSS Unit # 7656 | Total | | | | \$160,638 | \$160,638 |
| | | | | FA | | | | \$123,792 | \$123,792 |
| | | | | DOT | | | | | |
| 8891 Heart of Iowa Regional Transit Agency | 5339 FTA Approved | Capital | Light Duty Bus (176" wb) VSS Unit # 7657 | Total | | | | \$160,638 | \$160,638 |
| | | | | FA | | | | \$123,792 | \$123,792 |
| | | | | DOT | | | | | |
| 8892 Heart of Iowa Regional Transit Agency | 5339 FTA Approved | Capital | Light Duty Bus (158" wb) VSS Unit # 7658 | Total | | | | \$151,793 | \$151,793 |
| | | | | FA | | | | \$124,774 | \$124,774 |
| | | | | DOT | | | | | |

RPA 11 (Cont.)

| Project ID Sponsor | Funds Approval Level | Project Type | Description Options Vehicle Unit Number | | 2024 | 2025 | 2026 | 2027 | Totals |
|--|----------------------------|--------------|--|-------|------|------|------|-----------|-----------|
| 8893 Heart of Iowa Regional Transit Agency | 5339 FTA Approved | Capital | Light Duty Bus (176" wb) VSS Unit # 7659 | Total | | | | \$160,638 | \$160,638 |
| | | | | FA | | | | \$123,792 | \$123,792 |
| | | | | DOT | | | | | |
| 8894 Heart of Iowa Regional Transit Agency | 5339 FTA Approved | Capital | Light Duty Bus (176" wb) VSS Unit # 7660 | Total | | | | \$160,638 | \$160,638 |
| | | | | FA | | | | \$123,792 | \$123,792 |
| | | | | DOT | | | | | |
| 8897 Heart of Iowa Regional Transit Agency | 5339 FTA Approved | Capital | Light Duty Bus (176" wb) VSS Unit # 7661 | Total | | | | \$160,638 | \$160,638 |
| | | | | FA | | | | \$123,792 | \$123,792 |
| | | | | DOT | | | | | |
| 8898 Heart of Iowa Regional Transit Agency | 5339 FTA Approved | Capital | Light Duty Bus (176" wb) VSS Unit # 7662 | Total | | | | \$160,638 | \$160,638 |
| | | | | FA | | | | \$123,792 | \$123,792 |
| | | | | DOT | | | | | |

RPA 12

| Project ID Sponsor | Funds Approval Level | Project Type | Description Options Vehicle Unit Number | | 2024 | 2025 | 2026 | 2027 | Totals |
|-------------------------------|----------------------------|--------------|--|-------|-------------|-------------|-------------|-------------|--------------|
| 10747 Western Iowa Transit | 5339 FTA Approved | Capital | 1301 VSS Unit # 1301 | Total | \$130,634 | | | | \$130,634 |
| | | | | FA | \$111,041 | | | | \$111,041 |
| | | | | DOT | | | | | |
| 10749 Western Iowa Transit | 5339 FTA Approved | Capital | 1302 VSS Unit # 1302 | Total | \$130,634 | | | | \$130,634 |
| | | | | FA | \$111,041 | | | | \$111,041 |
| | | | | DOT | | | | | |
| 10751 Western Iowa Transit | 5339 FTA Approved | Capital | 0901 VSS Unit # 0901 | Total | \$130,634 | | | | \$130,634 |
| | | | | FA | \$111,041 | | | | \$111,041 |
| | | | | DOT | | | | | |
| 10752 Western Iowa Transit | 5339 FTA Approved | Capital | JJ02 VSS Unit # JJ02 | Total | \$79,749 | | | | \$79,749 |
| | | | | FA | \$67,786 | | | | \$67,786 |
| | | | | DOT | | | | | |
| 10753 Western Iowa Transit | 5339 FTA Approved | Capital | 1507 VSS Unit # 1507 | Total | \$79,749 | | | | \$79,749 |
| | | | | FA | \$67,786 | | | | \$67,786 |
| | | | | DOT | | | | | |
| 1599 Western Iowa Transit | 5311 FTA Approved | Planning | RPA Transportation Planning | Total | \$40,000 | \$40,000 | | | \$80,000 |
| | | | | FA | \$32,000 | \$32,000 | | | \$64,000 |
| | | | | DOT | | | | | |
| 1585 Western Iowa Transit | 5311, STA FTA Approved | Operations | Operations/Maintenance/Administration | Total | \$3,129,132 | \$3,160,000 | \$3,190,000 | \$3,230,000 | \$12,709,132 |
| | | | | FA | \$894,102 | \$900,000 | \$905,000 | \$910,000 | \$3,609,102 |
| | | | | DOT | \$458,078 | \$460,000 | \$465,000 | \$470,000 | \$1,853,078 |
| 5367 Western Iowa Transit | 5339 FTA Approved | Capital | Conversion Van VSS Unit # JJ04 | Total | | \$79,749 | | | \$79,749 |
| | | | | FA | | \$67,786 | | | \$67,786 |
| | | | | DOT | | | | | |
| 6388 Western Iowa Transit | 5339 FTA Approved | Capital | Light Duty Bus (176" wb) VSS Unit # 1103 | Total | | \$130,637 | | | \$130,637 |
| | | | | FA | | \$111,041 | | | \$111,041 |
| | | | | DOT | | | | | |
| 6389 Western Iowa Transit | 5339 FTA Approved | Capital | Light Duty Bus (176" wb) VSS Unit # 1104 | Total | | \$222,082 | | | \$222,082 |
| | | | | FA | | \$111,041 | | | \$111,041 |
| | | | | DOT | | | | | |

RPA 12 (Cont.)

| Project ID Sponsor | Funds Approval Level | Project Type | Description Options Vehicle Unit Number | | 2024 | 2025 | 2026 | 2027 | Totals |
|-------------------------------|----------------------------|--------------|--|-------|------|----------|-----------|----------|-----------|
| 10754 Western Iowa Transit | 5339 FTA Approved | Capital | JJ03 VSS Unit # JJ03 | Total | | \$79,749 | | | \$79,749 |
| | | | | FA | | \$67,786 | | | \$67,786 |
| | | | | DOT | | | | | |
| 10755 Western Iowa Transit | 5339 FTA Approved | Capital | 1504 VSS Unit # 1504 | Total | | \$79,749 | | | \$79,749 |
| | | | | FA | | \$67,786 | | | \$67,786 |
| | | | | DOT | | | | | |
| 5887 Western Iowa Transit | 5339 FTA Approved | Capital | Conversion Van VSS Unit # 1401 | Total | | | \$79,749 | | \$79,749 |
| | | | | FA | | | \$67,786 | | \$67,786 |
| | | | | DOT | | | | | |
| 6392 Western Iowa Transit | 5339 FTA Approved | Capital | Conversion Van VSS Unit # 1508 | Total | | | \$79,749 | | \$79,749 |
| | | | | FA | | | \$67,786 | | \$67,786 |
| | | | | DOT | | | | | |
| 6394 Western Iowa Transit | 5339 FTA Approved | Capital | Light Duty Bus (176" wb) VSS Unit # 1506 | Total | | | \$130,637 | | \$130,637 |
| | | | | FA | | | \$111,041 | | \$111,041 |
| | | | | DOT | | | | | |
| 10007 Western Iowa Transit | 5339 FTA Approved | Capital | 1505 VSS Unit # 1505 | Total | | | \$79,749 | | \$79,749 |
| | | | | FA | | | \$67,786 | | \$67,786 |
| | | | | DOT | | | | | |
| 10756 Western Iowa Transit | 5339 FTA Approved | Capital | 1402 VSS Unit # 1402 | Total | | | \$79,749 | | \$79,749 |
| | | | | FA | | | \$67,786 | | \$67,786 |
| | | | | DOT | | | | | |
| 6393 Western Iowa Transit | 5339 FTA Approved | Capital | Conversion Van VSS Unit # 1601 | Total | | | | \$79,749 | \$79,749 |
| | | | | FA | | | | \$67,786 | \$67,786 |
| | | | | DOT | | | | | |
| 10009 Western Iowa Transit | 5339 FTA Approved | Capital | 1509 VSS Unit # 1509 | Total | | | | \$79,749 | \$79,749 |
| | | | | FA | | | | \$67,786 | \$67,786 |
| | | | | DOT | | | | | |
| 10011 Western Iowa Transit | 5339 FTA Approved | Capital | 1605 VSS Unit # 1605 | Total | | | | \$79,749 | \$79,749 |
| | | | | FA | | | | \$67,786 | \$67,786 |
| | | | | DOT | | | | | |

RPA 12 (Cont.)

| Project ID Sponsor | Funds Approval Level | Project Type | Description Options Vehicle Unit Number | | 2024 | 2025 | 2026 | 2027 | Totals |
|-------------------------------|----------------------------|--------------|---|-------|------|------|------|----------|----------|
| 10013 Western Iowa Transit | 5339 FTA Approved | Capital | 1604 VSS Unit # 1604 | Total | | | | \$79,749 | \$79,749 |
| | | | | FA | | | | \$67,786 | \$67,786 |
| | | | | DOT | | | | | |

RPA 13

| Project ID Sponsor | Funds Approval Level | Project Type | Description Options Vehicle Unit Number | | 2024 | 2025 | 2026 | 2027 | Totals |
|---|----------------------------|--------------|---|-------|-------------|------|------|------|-------------|
| 10501 Southwest Iowa Transit Agency | 5339 FTA Approved | Capital | Unit # 1405 | Total | \$167,238 | | | | \$167,238 |
| | | | | FA | \$142,238 | | | | \$142,238 |
| | | | | DOT | | | | | |
| 10502 Southwest Iowa Transit Agency | 5311 FTA Approved | Operations | 5311 Operations | Total | \$1,512,394 | | | | \$1,512,394 |
| | | | | FA | \$1,512,394 | | | | \$1,512,394 |
| | | | | DOT | | | | | |
| 10503 Southwest Iowa Transit Agency | STA FTA Approved | Operations | STA FY24 | Total | \$775,168 | | | | \$775,168 |
| | | | | FA | | | | | |
| | | | | DOT | \$775,168 | | | | \$775,168 |
| 10505 Southwest Iowa Transit Agency | 5339 FTA Approved | Capital | Replacement Unit # 1407 | Total | \$167,230 | | | | \$167,230 |
| | | | | FA | \$142,230 | | | | \$142,230 |
| | | | | DOT | | | | | |
| 10507 Southwest Iowa Transit Agency | 5339 FTA Approved | Capital | Replacement Unit # 1408 | Total | \$167,238 | | | | \$167,238 |
| | | | | FA | \$142,238 | | | | \$142,238 |
| | | | | DOT | | | | | |
| 10508 Southwest Iowa Transit Agency | 5339 FTA Approved | Capital | Replacement Unit # 1501 | Total | \$103,831 | | | | \$103,831 |
| | | | | FA | \$86,831 | | | | \$86,831 |
| | | | | DOT | | | | | |
| 10510 Southwest Iowa Transit Agency | 5339 FTA Approved | Capital | Replacement Unit # 1503 | Total | \$167,238 | | | | \$167,238 |
| | | | | FA | \$142,238 | | | | \$142,238 |
| | | | | DOT | | | | | |

RPA 14

| Project ID Sponsor | Funds Approval Level | Project Type | Description Options Vehicle Unit Number | | 2024 | 2025 | 2026 | 2027 | Totals |
|--------------------------------|----------------------------|--------------|--|-------|-------------|-----------|-----------|------|-------------|
| 2330 Southern Iowa Trolley | 5339 FTA Approved | Planning | Transit Facility | Total | \$1,920,000 | | | | \$1,920,000 |
| | | | | FA | \$1,600,000 | | | | \$1,600,000 |
| | | | | DOT | | | | | |
| 3246 Southern Iowa Trolley | 5339 FTA Approved | Capital | Light Duty Bus (176" wb) VSS Unit # 23-S | Total | \$173,400 | | | | \$173,400 |
| | | | | FA | \$146,793 | | | | \$146,793 |
| | | | | DOT | | | | | |
| 3249 Southern Iowa Trolley | 5339 FTA Approved | Capital | Light Duty Bus (176" wb) VSS Unit # S-26 | Total | \$173,400 | | | | \$173,400 |
| | | | | FA | \$146,793 | | | | \$146,793 |
| | | | | DOT | | | | | |
| 10413 Southern Iowa Trolley | 5311,STA FTA Approved | Operations | 5311 and STA | Total | \$846,565 | | | | \$846,565 |
| | | | | FA | \$521,489 | | | | \$521,489 |
| | | | | DOT | \$325,076 | | | | \$325,076 |
| 3771 Southern Iowa Trolley | 5339 FTA Approved | Capital | Minivan VSS Unit # 28-S | Total | | \$107,255 | | | \$107,255 |
| | | | | FA | | \$93,265 | | | \$93,265 |
| | | | | DOT | | | | | |
| 4139 Southern Iowa Trolley | 5339 FTA Approved | Capital | Conversion Van VSS Unit # 29S | Total | | \$117,125 | | | \$117,125 |
| | | | | FA | | \$88,956 | | | \$88,956 |
| | | | | DOT | | | | | |
| 5335 Southern Iowa Trolley | 5339 FTA Approved | Capital | Minivan VSS Unit # 30S | Total | | \$107,255 | | | \$107,255 |
| | | | | FA | | \$93,265 | | | \$93,265 |
| | | | | DOT | | | | | |
| 3250 Southern Iowa Trolley | 5339 FTA Approved | Capital | Light Duty Bus (158" wb) VSS Unit # S-27 | Total | | | \$173,400 | | \$173,400 |
| | | | | FA | | | \$146,793 | | \$146,793 |
| | | | | DOT | | | | | |
| 4138 Southern Iowa Trolley | 5339 FTA Approved | Capital | Light Duty Bus (176" wb) VSS Unit # 101 | Total | | | \$173,400 | | \$173,400 |
| | | | | FA | | | \$146,793 | | \$146,793 |
| | | | | DOT | | | | | |
| 4629 Southern Iowa Trolley | 5339 FTA Approved | Capital | Light Duty Bus (176" wb) VSS Unit # 102 | Total | | | \$173,400 | | \$173,400 |
| | | | | FA | | | \$146,793 | | \$146,793 |
| | | | | DOT | | | | | |

RPA 14 (Cont.)

| Project ID Sponsor | Funds Approval Level | Project Type | Description Options Vehicle Unit Number | | 2024 | 2025 | 2026 | 2027 | Totals |
|-------------------------------|----------------------------|--------------|---|-------|------|------|-----------|-----------|-----------|
| 4630 Southern Iowa Trolley | 5339 FTA Approved | Capital | Light Duty Bus (176" wb) VSS Unit # 103 | Total | | | \$173,400 | | \$173,400 |
| | | | | FA | | | \$146,793 | | \$146,793 |
| | | | | DOT | | | | | |
| 5336 Southern Iowa Trolley | 5339 FTA Approved | Capital | Minivan VSS Unit # 31S | Total | | | \$113,125 | | \$113,125 |
| | | | | FA | | | \$93,265 | | \$93,265 |
| | | | | DOT | | | | | |
| 5337 Southern Iowa Trolley | 5339 FTA Approved | Capital | Minivan VSS Unit # 32S | Total | | | \$113,125 | | \$113,125 |
| | | | | FA | | | \$93,265 | | \$93,265 |
| | | | | DOT | | | | | |
| 5338 Southern Iowa Trolley | 5339 FTA Approved | Capital | Minivan VSS Unit # 33S | Total | | | \$113,125 | | \$113,125 |
| | | | | FA | | | \$93,265 | | \$93,265 |
| | | | | DOT | | | | | |
| 4631 Southern Iowa Trolley | 5339 FTA Approved | Capital | Light Duty Bus (176" wb) VSS Unit # 104 | Total | | | | \$168,812 | \$168,812 |
| | | | | FA | | | | \$146,793 | \$146,793 |
| | | | | DOT | | | | | |
| 5332 Southern Iowa Trolley | 5339 FTA Approved | Capital | Light Duty Bus (176" wb) VSS Unit # 107 | Total | | | | \$168,812 | \$168,812 |
| | | | | FA | | | | \$146,793 | \$146,793 |
| | | | | DOT | | | | | |
| 5333 Southern Iowa Trolley | 5339 FTA Approved | Capital | Light Duty Bus (176" wb) VSS Unit # 105 | Total | | | | \$168,812 | \$168,812 |
| | | | | FA | | | | \$146,793 | \$146,793 |
| | | | | DOT | | | | | |
| 5334 Southern Iowa Trolley | 5339 FTA Approved | Capital | Light Duty Bus (176" wb) VSS Unit # 106 | Total | | | | \$168,812 | \$168,812 |
| | | | | FA | | | | \$146,793 | \$146,793 |
| | | | | DOT | | | | | |
| 5716 Southern Iowa Trolley | 5339 FTA Approved | Capital | Light Duty Bus (176" wb) VSS Unit # 108 | Total | | | | \$168,812 | \$168,812 |
| | | | | FA | | | | \$146,793 | \$146,793 |
| | | | | DOT | | | | | |
| 6186 Southern Iowa Trolley | 5339 FTA Approved | Capital | Light Duty Bus (138" wb) VSS Unit # 109 | Total | | | | \$164,679 | \$164,679 |
| | | | | FA | | | | \$143,199 | \$143,199 |
| | | | | DOT | | | | | |

RPA 14 (Cont.)

| Project ID Sponsor | Funds Approval Level | Project Type | Description Options Vehicle Unit Number | | 2024 | 2025 | 2026 | 2027 | Totals |
|-------------------------------|----------------------------|--------------|---|-------|------|------|------|-----------|-----------|
| 6193 Southern Iowa Trolley | 5339 FTA Approved | Capital | Minivan VSS Unit # 34S | Total | | | | \$113,125 | \$113,125 |
| | | | | FA | | | | \$93,265 | \$93,265 |
| | | | | DOT | | | | | |
| 6194 Southern Iowa Trolley | 5339 FTA Approved | Capital | Minivan VSS Unit # 35S | Total | | | | \$113,125 | \$113,125 |
| | | | | FA | | | | \$93,265 | \$93,265 |
| | | | | DOT | | | | | |
| 6195 Southern Iowa Trolley | 5339 FTA Approved | Capital | Light Duty Bus (158" wb) VSS Unit # 110 | Total | | | | \$168,812 | \$168,812 |
| | | | | FA | | | | \$146,793 | \$146,793 |
| | | | | DOT | | | | | |
| 6196 Southern Iowa Trolley | 5339 FTA Approved | Capital | Light Duty Bus (158" wb) VSS Unit # 111 | Total | | | | \$168,812 | \$168,812 |
| | | | | FA | | | | \$146,793 | \$146,793 |
| | | | | DOT | | | | | |
| 6197 Southern Iowa Trolley | 5339 FTA Approved | Capital | Light Duty Bus (158" wb) VSS Unit # 113 | Total | | | | \$168,812 | \$168,812 |
| | | | | FA | | | | \$146,793 | \$146,793 |
| | | | | DOT | | | | | |
| 6199 Southern Iowa Trolley | 5339 FTA Approved | Capital | Light Duty Bus (158" wb) VSS Unit # 112 | Total | | | | \$164,679 | \$164,679 |
| | | | | FA | | | | \$143,199 | \$143,199 |
| | | | | DOT | | | | | |
| 6546 Southern Iowa Trolley | 5339 FTA Approved | Capital | Minivan VSS Unit # 36-S | Total | | | | \$113,125 | \$113,125 |
| | | | | FA | | | | \$93,265 | \$93,265 |
| | | | | DOT | | | | | |
| 6547 Southern Iowa Trolley | 5339 FTA Approved | Capital | Minivan VSS Unit # 37-S | Total | | | | \$113,125 | \$113,125 |
| | | | | FA | | | | \$93,265 | \$93,265 |
| | | | | DOT | | | | | |
| 6548 Southern Iowa Trolley | 5339 FTA Approved | Capital | Minivan VSS Unit # 38-S | Total | | | | \$113,125 | \$113,125 |
| | | | | FA | | | | \$93,265 | \$93,265 |
| | | | | DOT | | | | | |
| 8919 Southern Iowa Trolley | 5339 FTA Approved | Capital | Minivan 39-S VSS | Total | | | | \$113,125 | \$113,125 |
| | | | | FA | | | | \$93,265 | \$93,265 |
| | | | | DOT | | | | | |

RPA 14 (Cont.)

| Project ID Sponsor | Funds Approval Level | Project Type | Description Options Vehicle Unit Number | | 2024 | 2025 | 2026 | 2027 | Totals |
|-------------------------------|----------------------------|--------------|---|-------|------|------|------|-----------|-----------|
| 8921 Southern Iowa Trolley | 5339 FTA Approved | Capital | Light Duty Bus (176"wb) | Total | | | | \$168,812 | \$168,812 |
| | | | | FA | | | | \$146,793 | \$146,793 |
| | | | | DOT | | | | | |
| 8922 Southern Iowa Trolley | 5339 FTA Approved | Capital | Light Duty Bus (176"wb) VSS | Total | | | | \$168,812 | \$168,812 |
| | | | | FA | | | | \$146,793 | \$146,793 |
| | | | | DOT | | | | | |

RPA 15

| Project ID Sponsor | Funds Approval Level | Project Type | Description Options Vehicle Unit Number | | 2024 | 2025 | 2026 | 2027 | Totals |
|--|---------------------------|--------------|---|-------|-------------|------|------|------|-------------|
| 1721 10-15 Regional Transit Agency | 5311, STA FTA Approved | Operations | General Operations/Maintenance/Administration | Total | \$3,359,489 | | | | \$3,359,489 |
| | | | | FA | \$1,358,692 | | | | \$1,358,692 |
| | | | | DOT | \$642,105 | | | | \$642,105 |
| 6055 10-15 Regional Transit Agency | 5311, STA FTA Approved | Operations | General Operations/Maintenance/Administration FIXED ROUTE | Total | \$1,456,396 | | | | \$1,456,396 |
| | | | | FA | \$490,690 | | | | \$490,690 |
| | | | | DOT | \$475,016 | | | | \$475,016 |
| 10758 RPA 15 | 5311 FTA Approved | Operations | RPA Transportation Planning | Total | \$38,506 | | | | \$38,506 |
| | | | | FA | \$30,805 | | | | \$30,805 |
| | | | | DOT | | | | | |
| 10759 10-15 Regional Transit Agency | 5339 FTA Approved | Capital | VSS,Low Floor Unit # 171 | Total | \$136,637 | | | | \$136,637 |
| | | | | FA | \$116,141 | | | | \$116,141 |
| | | | | DOT | | | | | |
| 10760 10-15 Regional Transit Agency | 5339 FTA Approved | Capital | VSS,Low Floor Unit # 172 | Total | \$136,637 | | | | \$136,637 |
| | | | | FA | \$116,141 | | | | \$116,141 |
| | | | | DOT | | | | | |
| 10761 10-15 Regional Transit Agency | 5339 FTA Approved | Capital | VSS,Low Floor Unit # 173 | Total | \$136,637 | | | | \$136,637 |
| | | | | FA | \$116,141 | | | | \$116,141 |
| | | | | DOT | | | | | |
| 10762 10-15 Regional Transit Agency | 5339 FTA Approved | Capital | VSS,Low Floor Unit # 174 | Total | \$136,637 | | | | \$136,637 |
| | | | | FA | \$116,141 | | | | \$116,141 |
| | | | | DOT | | | | | |
| 10763 10-15 Regional Transit Agency | 5339 FTA Approved | Capital | VSS,Low Floor Unit # 175 | Total | \$136,637 | | | | \$136,637 |
| | | | | FA | \$116,141 | | | | \$116,141 |
| | | | | DOT | | | | | |
| 10764 10-15 Regional Transit Agency | 5339 FTA Approved | Capital | VSS,Low Floor Unit # 176 | Total | \$136,637 | | | | \$136,637 |
| | | | | FA | \$116,141 | | | | \$116,141 |
| | | | | DOT | | | | | |
| 10765 10-15 Regional Transit Agency | 5339 FTA Approved | Capital | Light Duty Bus (176" wb) VSS,Low Floor Unit # 168 | Total | \$136,637 | | | | \$136,637 |
| | | | | FA | \$116,141 | | | | \$116,141 |
| | | | | DOT | | | | | |

RPA 16

| Project ID Sponsor | Funds Approval Level | Project Type | Description Options Vehicle Unit Number | | 2024 | 2025 | 2026 | 2027 | Totals |
|-----------------------------------|----------------------------|--------------|---|-------|-----------|------|------|------|-----------|
| 10414 Burlington Urban Service | 5339 FTA Approved | Capital | Medium Duty Bus (29-32 ft.) UFRC,VSS Unit # 729 | Total | \$216,154 | | | | \$216,154 |
| | | | | FA | \$183,731 | | | | \$183,731 |
| | | | | DOT | | | | | |
| 10415 Burlington Urban Service | 5339 FTA Approved | Capital | Medium Duty Bus (29-32 ft.) UFRC,VSS Unit # 730 | Total | \$216,154 | | | | \$216,154 |
| | | | | FA | \$183,731 | | | | \$183,731 |
| | | | | DOT | | | | | |
| 10416 Burlington Urban Service | 5339 FTA Approved | Capital | Medium Duty Bus (29-32 ft.) UFRC,VSS Unit # 731 | Total | \$216,154 | | | | \$216,154 |
| | | | | FA | \$183,731 | | | | \$183,731 |
| | | | | DOT | | | | | |
| 10418 Burlington Urban Service | 5339 FTA Approved | Capital | Light Duty Bus (176" wb) UFRC,VSS Unit # 732 | Total | \$153,238 | | | | \$153,238 |
| | | | | FA | \$130,252 | | | | \$130,252 |
| | | | | DOT | | | | | |
| 10419 Burlington Urban Service | 5339 FTA Approved | Capital | Light Duty Bus (176" wb) Unit # 723b | Total | \$153,238 | | | | \$153,238 |
| | | | | FA | \$130,252 | | | | \$130,252 |
| | | | | DOT | | | | | |
| 10421 Burlington Urban Service | 5339 FTA Approved | Capital | Medium Duty Bus (29-32 ft.) UFRC,VSS | Total | \$216,154 | | | | \$216,154 |
| | | | | FA | \$183,731 | | | | \$183,731 |
| | | | | DOT | | | | | |
| 10422 Burlington Urban Service | 5339 FTA Approved | Capital | Medium Duty Bus (29-32 ft.) UFRC,VSS Unit # 724 | Total | \$216,154 | | | | \$216,154 |
| | | | | FA | \$183,731 | | | | \$183,731 |
| | | | | DOT | | | | | |
| 10426 Burlington Urban Service | 5339 FTA Approved | Capital | Light Duty Bus (176" wb) UFRC,VSS Unit # 736 | Total | \$153,238 | | | | \$153,238 |
| | | | | FA | \$130,252 | | | | \$130,252 |
| | | | | DOT | | | | | |
| 10483 SEIBUS | 5339 FTA Approved | Capital | Light Duty Bus (176" wb) VSS Unit # 111 | Total | \$148,238 | | | | \$148,238 |
| | | | | FA | \$126,002 | | | | \$126,002 |
| | | | | DOT | | | | | |
| 10484 SEIBUS | 5339 FTA Approved | Capital | Light Duty Bus (176" wb) VSS Unit # 112 | Total | \$148,238 | | | | \$148,238 |
| | | | | FA | \$126,002 | | | | \$126,002 |
| | | | | DOT | | | | | |

RPA 16 (Cont.)

| Project ID Sponsor | Funds Approval Level | Project Type | Description Options Vehicle Unit Number | | 2024 | 2025 | 2026 | 2027 | Totals |
|----------------------------------|----------------------------|--------------|---|-------|-------------|-------------|-------------|-------------|-------------|
| 10485 SEIBUS | 5339 FTA Approved | Capital | Conversion Van VSS Unit # 021 | Total | \$89,331 | | | | \$89,331 |
| | | | | FA | \$75,931 | | | | \$75,931 |
| | | | | DOT | | | | | |
| 10486 SEIBUS | PTIG FTA Approved | Capital | Bus Storage Facility - Mount Pleasant, Phase II | Total | \$300,000 | | | | \$300,000 |
| | | | | FA | | | | | |
| | | | | DOT | \$240,000 | | | | \$240,000 |
| 10487 SEIBUS | STBG FTA Approved | Capital | Conversion Van VSS | Total | \$89,331 | | | | \$89,331 |
| | | | | FA | \$53,960 | | | | \$53,960 |
| | | | | DOT | | | | | |
| 10488 SEIBUS | STBG FTA Approved | Capital | Conversion Van VSS | Total | \$89,331 | | | | \$89,331 |
| | | | | FA | \$53,960 | | | | \$53,960 |
| | | | | DOT | | | | | |
| 10511 SEIBUS | 5339 FTA Approved | Capital | 3 Electric ZEB Buses and Charging Equipment | Total | \$1,023,800 | | | | \$1,023,800 |
| | | | | FA | \$870,230 | | | | \$870,230 |
| | | | | DOT | | | | | |
| 1670 Burlington Urban Service | 5311,STA FTA Approved | Operations | General Operations/Maintenance/Administration | Total | \$1,243,657 | \$1,243,657 | \$1,243,657 | \$1,243,657 | \$4,974,628 |
| | | | | FA | \$595,097 | \$595,097 | \$595,097 | \$595,097 | \$2,380,388 |
| | | | | DOT | \$223,560 | \$223,560 | \$223,560 | \$223,560 | \$894,240 |
| 1675 SEIBUS | 5311,STA FTA Approved | Operations | General Operations/Maintenance/Administration | Total | \$1,464,785 | \$1,464,785 | \$1,464,785 | \$1,464,785 | \$5,859,140 |
| | | | | FA | \$466,045 | \$466,045 | \$466,045 | \$466,045 | \$1,864,180 |
| | | | | DOT | \$348,740 | \$348,740 | \$348,740 | \$348,740 | \$1,394,960 |
| 1694 RPA 16 | 5311 FTA Approved | Planning | RPA Transportation Planning | Total | \$38,186 | \$38,186 | \$38,186 | \$38,186 | \$152,744 |
| | | | | FA | \$30,549 | \$30,549 | \$30,549 | \$30,549 | \$122,196 |
| | | | | DOT | | | | | |

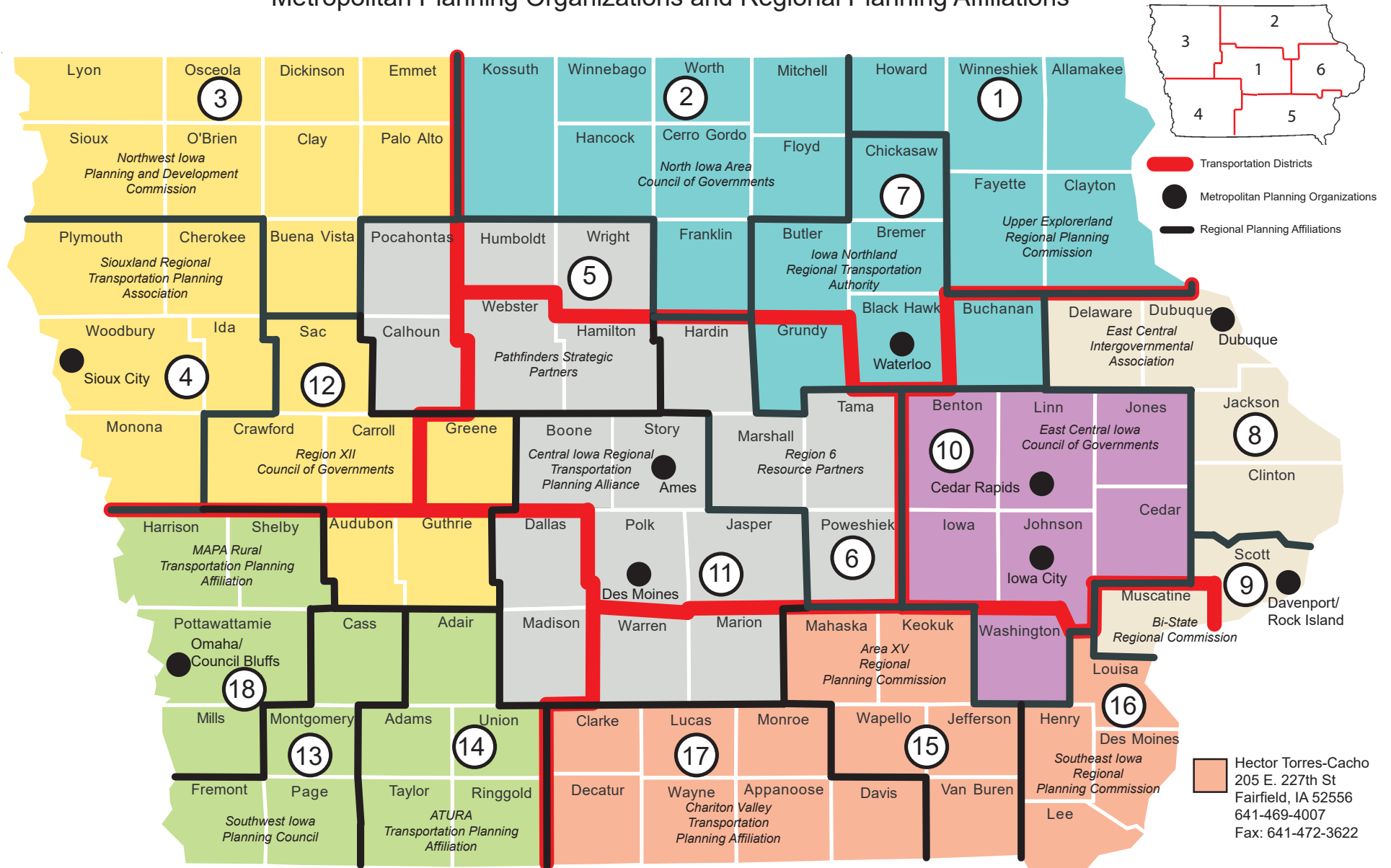
RPA 17

| Project ID Sponsor | Funds Approval Level | Project Type | Description Options Vehicle Unit Number | | 2024 | 2025 | 2026 | 2027 | Totals |
|-----------------------|----------------------------|--------------|---|-------|----------|----------|----------|----------|-----------|
| 1702 | 5311 | Planning | RPA Transportation Planning | Total | \$37,500 | \$37,500 | \$37,500 | \$37,500 | \$150,000 |
| RPA 17 | FTA Approved | | | FA | \$37,500 | \$37,500 | \$37,500 | \$37,500 | \$150,000 |
| | | | | DOT | | | | | |

APPENDIX

District Transportation Planners' Areas of Responsibility

Metropolitan Planning Organizations and Regional Planning Affiliations



Hector Torres-Cacho
205 E. 227th St
Fairfield, IA 52556
641-469-4007
Fax: 641-472-3622

Dakin Schultz
2800 Gordon Drive
P.O. Box 987
Sioux City, IA 51102
712-274-5837
Fax: 712-276-2822

Scott Suhr
2210 E. Seventh St.
Atlantic, IA 50022
712-243-7627
Fax: 712-243-6788

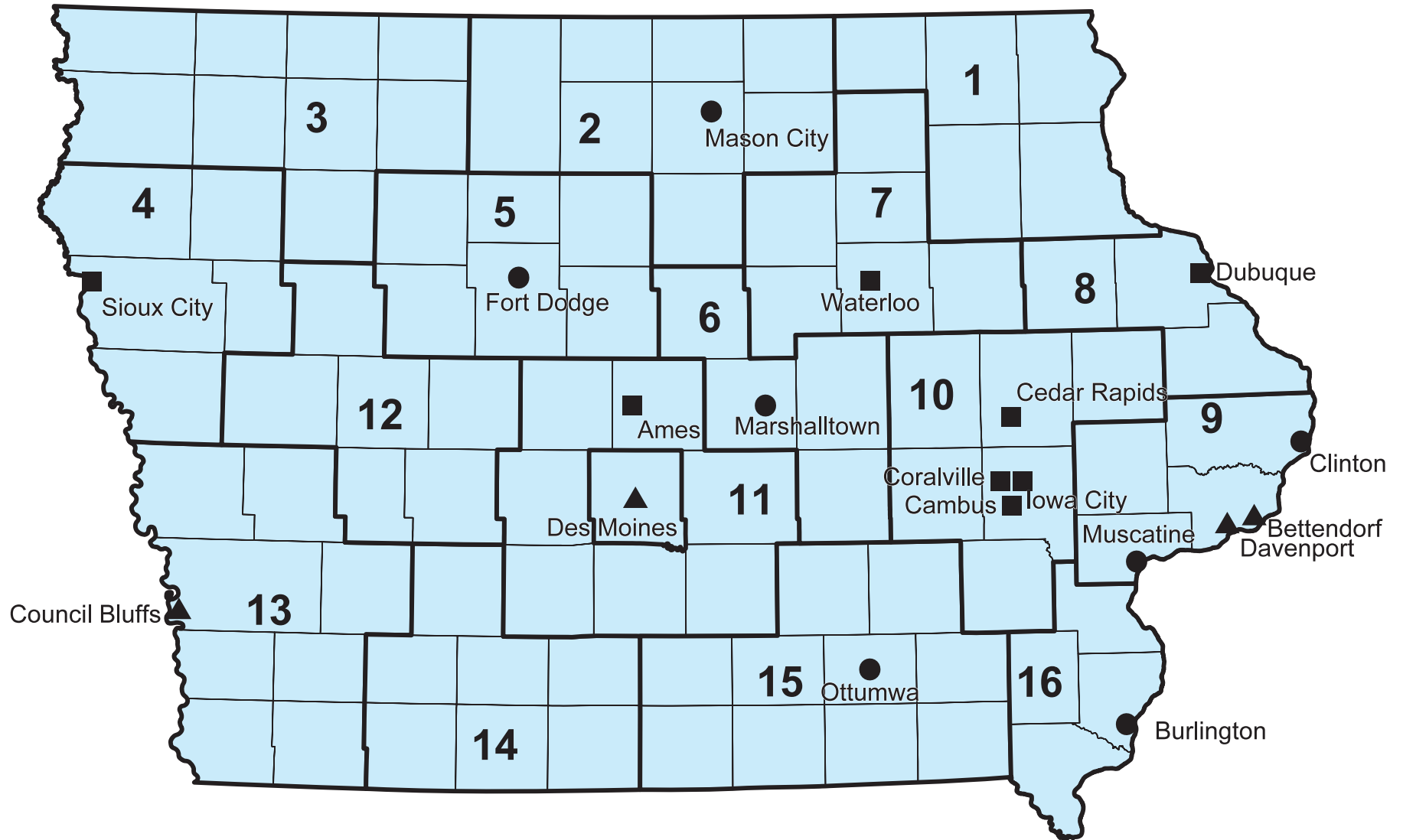
Shelby Ebel
1020 S. Fourth St.
Ames, IA 50010
515-239-1996
Fax: 515-239-1472

Krista Billhorn
428 43rd St. SW
Mason City, IA 50401
641-422-9447
Fax: 641-422-9457

Catherine Cutler
5455 Kirkwood Blvd. SW
Cedar Rapids, IA 52404
319-364-0235
Fax: 319-364-9614

Sam Shea
5455 Kirkwood Blvd. SW
Cedar Rapids, IA 52404
319-286-4907
Fax: 319-364-9614

Iowa's Public Transit System



- ▲ 4 Transit Systems in urbanized areas > 200,000 population
- 8 Transit Systems in urbanized areas 50,000 to 200,000 population
- 7 Transit Systems in small urban areas < 50,000 population
- 16 Regional Transit Systems



Advance Construction Projects - STIP Number 24001

Bridge Formula Program

| | | | | | |
|-------------|------------------------|--------------|---------------|------------------------|-------------|
| Appanoose | BRF-005-1(74)--38-04 | \$2,595,126 | Linn | BRF-030-7(206)--38-57 | \$1,812,468 |
| Benton | BRF-150-2(023)--38-06 | \$423,442 | Linn | BRF-030-7(211)--38-57 | \$938,444 |
| Bremer | NHSX-063-7(109)--3H-09 | \$3,442,105 | Linn | BRF-030-7(213)--38-57 | \$1,289,773 |
| Butler | BRF-057-1(034)--38-12 | \$854,284 | Marshall | NHSX-030-5(281)--3H-64 | \$3,219,837 |
| Cass | BRF-092-2(44)--38-15 | \$2,487,097 | Monona | BRF-175-1(079)--38-67 | \$756,023 |
| Cerro Gordo | BRF-018-5(151)--38-17 | \$398,935 | Monona | BRF-175-1(080)--38-67 | \$652,160 |
| Cerro Gordo | BRF-018-5(152)--38-17 | \$568,766 | Montgomery | BRF-034-2(065)--38-69 | \$524,106 |
| Cerro Gordo | BRF-065-8(077)--38-17 | \$317,542 | Muscatine | BRF-006-8(039)--38-70 | \$421,469 |
| Chickasaw | BRF-018-7(67)--38-19 | \$1,721,817 | Muscatine | BRF-006-8(040)--38-70 | \$659,111 |
| Clinton | BRF-136-1(92)--38-23 | \$372,109 | O'Brien | BRF-059-8(033)--38-71 | \$495,608 |
| Crawford | BRF-030-2(168)--38-24 | \$1,574,160 | Plymouth | BRF-140-2(018)--38-75 | \$637,752 |
| Crawford | BRF-030-2(171)--38-24 | \$1,907,963 | Plymouth | BRF-140-2(019)--38-75 | \$88,193 |
| Des Moines | BRF-034-9(231)--38-29 | \$3,504,213 | Plymouth | BRF-140-2(020)--38-75 | \$340,181 |
| Des Moines | NHSX-061-2(119)--3H-29 | \$1,668,757 | Polk | IM-035-4(245)96--13-77 | \$3,500,455 |
| Des Moines | NHSX-061-2(63)--3H-29 | \$558,448 | Polk | IM-035-4(246)99--13-77 | \$2,072,365 |
| Des Moines | NHSX-061-2(66)--3H-29 | \$16,197,455 | Polk | BRF-065-4(162)--38-77 | \$1,249,744 |
| Floyd | BRF-014-8(23)--38-34 | \$1,978,066 | Pottawattamie | BRF-092-1(073)--38-78 | \$645,910 |
| Franklin | NHSX-003-5(087)--3H-35 | \$3,808,437 | Scott | BRF-461-1(9)--38-82 | \$3,912,024 |
| Greene | BRF-144-3(22)--38-37 | \$896,605 | Shelby | BRF-044-2(048)--38-83 | \$865,809 |
| Harrison | BRF-030-1(166)--38-43 | \$1,104,008 | Story | NHSX-030-5(277)--3H-85 | \$2,763,053 |
| Harrison | BRF-127-1(026)--38-43 | \$507,776 | Union | BRF-169-2(025)--38-88 | \$830,424 |
| Humboldt | BRF-169-7(047)--38-46 | \$568,308 | Wapello | NHSX-063-2(137)--3H-90 | \$2,007,909 |
| Jackson | BRF-064-2(066)--38-49 | \$466,898 | Wapello | BRF-063-2(161)--38-90 | \$1,807,449 |
| Jackson | BRF-064-2(067)--38-49 | \$409,028 | Warren | BRF-005-4(077)--38-91 | \$610,819 |
| Jasper | BRF-014-4(067)--38-50 | \$1,849,665 | Wayne | BRF-065-1(32)--38-93 | \$2,478,292 |
| Jefferson | BRF-001-2(037)--38-51 | \$607,801 | Webster | BRF-020-3(177)--38-94 | \$943,196 |
| Keokuk | BRF-078-1(022)--38-54 | \$758,520 | Woodbury | BRF-007-5(024)--38-94 | \$450,018 |
| Kossuth | BRF-015-3(016)--38-55 | \$759,058 | Woodbury | BRF-020-1(193)--38-97 | \$966,214 |

Advance Construction Projects - STIP Number 24001

Highway Safety Improvement Program

| | | | | | |
|---------------|----------------------------|-------------|-----------|-------------------------|-----------|
| Mills | IHSIPX-029-2(098)36--08-65 | \$1,233,037 | Statewide | HSIPX-000-T(282)--3L-00 | \$350,560 |
| Pottawattamie | IHSIPX-080-1(551)8--08-78 | \$1,577,746 | | | |

National Highway Performance Program

| | | | | | |
|------------|-----------------------------|--------------|---------------|-----------------------------|--------------|
| Benton | NHSX-030-6(182)--3H-06 | \$1,847,061 | Plymouth | NHSX-003-1(104)--3H-75 | \$2,910,079 |
| Benton | NHSX-030-6(185)--3H-06 | \$161,914 | Plymouth | NHSX-075-2(104)--3H-75 | \$3,067,777 |
| Benton | NHSX-030-6(213)--3H-06 | \$133,914 | Polk | IM-035-3(196)87--13-77 | \$2,139,107 |
| Black Hawk | NHSX-020-6(83)--3H-07 | \$49,423 | Polk | IM-035-3(197)87--13-77 | \$19,647,716 |
| Black Hawk | NHSX-027-7(6)--3H-07 | \$687,945 | Polk | IM-035-3(198)87--13-77 | \$6,921,676 |
| Black Hawk | NHSX-218-7(244)--3H-07 | \$3,463,001 | Polk | IM-035-3(199)87--13-77 | \$4,385,112 |
| Boone | NHSX-930-0(24)--3H-08 | \$1,196,642 | Polk | IM-NHS-035-4(247)95--03-77 | \$414,375 |
| Bremer | NHSX-003-6(071)--3H-09 | \$611,886 | Polk | IM-035-4(249)95--13-77 | \$1,029,766 |
| Bremer | NHSX-218-8(124)--3H-09 | \$9,727,579 | Polk | IM-NHS-035-4(252)100--03-77 | \$170,984 |
| Bremer | NHSX-218-8(134)--3H-09 | \$2,049,606 | Polk | IM-NHS-035-4(253)100--03-77 | \$3,968,171 |
| Bremer | NHSX-063-7(109)--3H-09 | \$3,442,105 | Polk | IM-035-4(307)97--13-77 | \$438,821 |
| Cass | IMX-080-1(508)50--02-15 | \$1,872,125 | Polk | NHSX-069-4(134)--3H-77 | \$969,323 |
| Cedar | IMX-080-8(316)277--02-16 | \$801,042 | Polk | NHSX-141-7(64)--3H-77 | \$3,136,607 |
| Cedar | IM-NHS-080-7(164)270--03-16 | \$3,741,081 | Polk | IMX-080-3(260)131--02-77 | \$3,422,053 |
| Chickasaw | NHSX-063-8(071)--3H-19 | \$1,339,562 | Pottawattamie | IMX-029-4(115)72--02-78 | \$58,834 |
| Clinton | BRF-030-9(181)--38-23 | \$1,319,879 | Pottawattamie | IMX-029-4(116)72--02-78 | \$163,054 |
| Clinton | NHSX-030-9(200)--3H-23 | \$12,421,834 | Pottawattamie | IMX-080-1(507)40--02-78 | \$1,782,325 |
| Clinton | NHSX-061-6(73)--3H-23 | \$2,942,136 | Pottawattamie | IM-NHS-080-1(449)5--03-78 | \$3,274,515 |
| Crawford | NHSX-059-5(63)--3H-24 | \$1,546,169 | Pottawattamie | IM-080-1(468)5--13-78 | \$407,226 |
| Dallas | IM-080-3(220)110--13-25 | \$131,260 | Scott | IM-074-1(265)5--13-82 | \$13,224 |
| Dallas | IM-080-3(223)112--13-25 | \$2,570,367 | Shelby | NHSX-059-4(38)--3H-83 | \$8,398,316 |
| Dallas | IM-NHS-080-3(239)110--03-25 | \$13,484,622 | Sioux | NHSX-075-3(55)--3H-84 | \$6,671,939 |
| Dallas | IM-080-3(240)110--13-25 | \$151,862 | Sioux | NHSX-018-1(099)--3H-84 | \$754,904 |
| Dallas | IM-NHS-080-3(241)112--03-25 | \$5,040,879 | Sioux | NHSX-075-3(59)--3H-84 | \$7,281,581 |
| Dallas | IM-NHS-080-3(242)112--03-25 | \$5,736,155 | Story | NHSX-030-5(259)--3H-85 | \$2,408,617 |

Advance Construction Projects - STIP Number 24001

National Highway Performance Program

| | | | | | |
|------------|--------------------------|--------------|----------|-------------------------|--------------|
| Dallas | IM-080-3(283)118--13-25 | \$1,398,147 | Story | NHSX-030-5(276)--3H-85 | \$4,227,942 |
| Dallas | NHS-080-3(284)121--11-25 | \$4,020,350 | Story | NHSX-030-5(291)--3H-85 | \$56,826 |
| Des Moines | NHSX-061-2(119)--3H-29 | \$1,668,757 | Story | NHSX-069-5(128)--3H-85 | \$2,844,593 |
| Des Moines | NHSX-061-2(63)--3H-29 | \$558,448 | Tama | NHSX-063-5(75)--3H-86 | \$488,580 |
| Des Moines | NHSX-061-2(66)--3H-29 | \$16,197,455 | Warren | IM-035-2(451)61--13-91 | \$6,211 |
| Dickinson | NHSX-071-9(78)--3H-30 | \$14,440,888 | Warren | IM-035-2(450)57--13-91 | \$6,617 |
| Dubuque | NHSX-020-9(184)--3H-31 | \$132,156 | Warren | NHSX-092-5(070)--3H-91 | \$2,488,687 |
| Dubuque | NHSX-020-9(185)--3H-31 | \$60,273 | Woodbury | IMX-029-6(302)127--02-9 | \$2,640,551 |
| Dubuque | BRF-061-8(159)--38-31 | \$3,991,431 | Woodbury | IMX-029-6(294)127--02-9 | \$12,968,017 |
| Fayette | NHSX-150-4(064)--3H-33 | \$2,877,494 | Woodbury | IMX-029-6(295)127--02-9 | \$1,755,139 |
| Franklin | NHSX-003-5(86)--3H-35 | \$3,523,328 | Woodbury | IMX-029-6(296)127--02-9 | \$238,149 |
| Franklin | NHSX-003-5(087)--3H-35 | \$3,808,437 | Woodbury | IMX-029-6(297)127--02-9 | \$196,469 |
| Harding | NHSX-020-5(87)--3H-42 | \$1,988,646 | Woodbury | NHSX-020-1(188)--3H-97 | \$738,900 |
| Lucas | NHSX-034-6(106)--3H-59 | \$3,014,106 | Woodbury | NHSX-020-1(189)--3H-97 | \$512,530 |
| Marion | NHSX-092-6(39)--3H-63 | \$2,697,765 | Woodbury | NHSX-020-1(190)--3H-97 | \$1,170,288 |
| Marshall | NHSX-030-5(281)--3H-64 | \$3,219,837 | Woodbury | NHSX-020-1(195)--3H-97 | \$1,261,844 |
| Page | BRF-059-1(31)--38-73 | \$5,448,926 | | | |

Rail-Highway Crossing Program

| | | | | | |
|-----------|-----------------------|-----------|-----------|----------------------|-----------|
| Clay | RRP-018-2(133)--48-21 | \$567,000 | Statewide | RRP-RR02(225)--8A-00 | \$468,000 |
| Statewide | RRP-RR00(219)--8A-00 | \$292,500 | Statewide | RRP-RR02(226)--8A-00 | \$416,000 |
| Statewide | RRP-RR01(220)--8A-00 | \$427,500 | Statewide | RRP-RR02(228)--8A-00 | \$520,000 |
| Statewide | RRP-RR02(220)--8A-00 | \$427,500 | Statewide | RRP-RR02(229)--8A-00 | \$496,000 |
| Statewide | RRP-RR00(218)--8A-00 | \$229,320 | Statewide | RRP-RR02(230)--8A-00 | \$565,000 |
| Statewide | RRP-RR00(227)--8A-00 | \$260,000 | Statewide | RRP-RR03(225)--8A-00 | \$416,000 |
| Statewide | RRP-RR01(22)--8A-00 | \$442,000 | Statewide | RRP-RR03(228)--8A-00 | \$520,000 |
| Statewide | RRP-RR01(226)--8A-00 | \$442,000 | Statewide | RRP-RR03(229)--8A-00 | \$364,000 |
| Statewide | RRP-RR01(228)--8A-00 | \$488,800 | Statewide | RRP-RR04(228)--8A-00 | \$364,000 |

Advance Construction Projects - STIP Number 24001

Rail-Highway Crossing Program

| | | | | | |
|-----------|----------------------|-----------|-----------|----------------------|-----------|
| Statewide | RRP-RR01(229)--8A-00 | \$416,000 | Statewide | RRP-RR04(229)--8A-00 | \$338,000 |
| Statewide | RRP-RR01(230)--8A-00 | \$468,000 | Statewide | RRP-RR05(228)--8A-00 | \$499,200 |

Surface Transportation Block Grant Program

| | | | | | |
|-----------|-----------------------|--------------|-----------|-----------------------|-------------|
| Allamakee | STP-009-9(82)--2C-03 | \$1,798,982 | Lyon | STP-075-4(21)--2C-60 | \$3,077,552 |
| Allamakee | STP-009-9(83)--2C-03 | \$39,492 | Mitchell | BRF-009-6(068)--38-66 | \$486,238 |
| Allamakee | STP-009-9(84)--2C-03 | \$63,790,183 | Mitchell | BRF-009-6(072)--38-66 | \$453,783 |
| Allamakee | STP-076-2(65)--2C-03 | \$2,730,049 | Mitchell | BRF-009-6(073)--38-66 | \$293,618 |
| Boone | STP-017-2(25)--2C-08 | \$70,889 | O'Brien | BRF-010-2(033)--38-71 | \$1,178,730 |
| Clinton | STP-136-1(108)--2C-23 | \$1,007,268 | Plymouth | STP-003-1(099)--2C-75 | \$1,312,764 |
| Crawford | BRF-141-3(073)--38-24 | \$865,828 | Ringgold | STP-025-1(11)--2C-80 | \$5,640,316 |
| Dallas | STP-210-1(003)--2C-25 | \$1,158,836 | Ringgold | BRF-169-1(046)--38-80 | \$1,409,915 |
| Emmet | STP-004-6(35)--2C-32 | \$2,372,714 | Statewide | NSTI(259)--26-00 | \$1,100 |
| Fremont | STP-059-1(34)--2C-36 | \$6,006,380 | Statewide | NSTI(260)--26-00 | \$113,883 |
| Hamilton | STP-069-6(25)--2C-40 | \$5,423,083 | Statewide | STP-00JT-(223)--2C-00 | \$288,000 |
| Howard | BRF-009-7(035)--38-45 | \$185,919 | Van Buren | BRF-001-1(34)--38-89 | \$3,960,162 |
| Howard | BRF-009-7(036)--38-45 | \$209,975 | Warren | STP-028-1(016)--2C-91 | \$4,613,663 |
| Jackson | STP-062-1(28)--2C-49 | \$3,084,290 | Worth | BRF-009-6(075)--38-98 | \$963,647 |
| Jasper | STP-117-1(33)--2C-50 | \$948,473 | Wright | STP-069-7(42)--38-99 | \$475,645 |

List of Authorized Projects - Federal Aid

RPA 0 / Statewide

| Project ID | Project Number | Approval Level | | 2023 | 2024 | 2025 | 2026 | Totals |
|------------|----------------|----------------|--|------|------|------|------|--------|
| Sponsor | Location | Letting Date | | | | | | |
| STIP ID | Work Codes | | | | | | | |

CMAQ

| | | | | | | | | |
|-----------------------------------|--|------------|--------------------|--------------------|--------------------|--------------------|--------------------|---------------------|
| 23405 | STP-A-000s)--22-00 | Authorized | Total | \$3,800,000 | \$3,800,000 | \$3,800,000 | \$3,800,000 | \$15,200,000 |
| Iowa Department of Transportation | Bus Replacement: Large Urban and Rural Areas | | Federal Aid | \$3,000,000 | \$3,000,000 | \$3,000,000 | \$3,000,000 | \$12,000,000 |
| 23375 | Transit Investments | | Regional | | | | | |
| | | | Swap | | | | | |

ER

| | | | | | | | | |
|-----------------------------------|---|------------|--------------------|---------------------|--|--|--|---------------------|
| 15055 | ER-000T)--58-00 | Authorized | Total | \$17,420,000 | | | | \$17,420,000 |
| Iowa Department of Transportation | STATEWIDE: EMERGENCY RELIEF PROGRAM PROJECTS TO BE DETERMINED | | Federal Aid | \$17,420,000 | | | | \$17,420,000 |
| 23004 | Miscellaneous | | Regional | | | | | |
| | | | Swap | | | | | |

HSIP

| | | | | | | | | |
|-----------------------------------|--|------------|--------------------|--------------------|--------------------|--------------------|--------------------|---------------------|
| 25371 | HSIP-000T)--2H-00 | Authorized | Total | \$2,000,000 | \$2,000,000 | \$2,000,000 | \$2,000,000 | \$8,000,000 |
| Iowa Department of Transportation | Statewide Interstate Guardrail Repair | | Federal Aid | \$1,800,000 | \$1,800,000 | \$1,800,000 | \$1,800,000 | \$7,200,000 |
| 23379 | Guardrail Repair | | Regional | | | | | |
| | | | Swap | | | | | |
| 8109 | HSIP-000T)--2H-00 | Authorized | Total | \$500,000 | \$500,000 | \$500,000 | \$500,000 | \$2,000,000 |
| Iowa Department of Transportation | Statewide Railroad Crossings | | Federal Aid | \$450,000 | \$450,000 | \$450,000 | \$450,000 | \$1,800,000 |
| 23392 | Miscellaneous | | Regional | | | | | |
| | | | Swap | | | | | |
| 52985 | HSIPX-000-T(290)--3L-00 | Authorized | Total | \$3,200,000 | | | | \$3,200,000 |
| Iowa Department of Transportation | Various Locations in District 1 and District 6 - High Friction Surface Treatment | | Federal Aid | \$2,880,000 | | | | \$2,880,000 |
| 23467 | Miscellaneous | | Regional | | | | | |
| | | | Swap | | | | | |
| 16 | RRP-000T)--48-00 | Authorized | Total | \$6,347,211 | \$6,347,211 | \$6,347,211 | \$6,347,211 | \$25,388,844 |
| Iowa Department of Transportation | Railroad Highway Crossing and Surface Repair Programs | | Federal Aid | \$5,712,490 | \$5,712,490 | \$5,712,490 | \$5,712,490 | \$22,849,960 |
| 23370 | Pavement Rehab, Railroad Signals | | Regional | | | | | |
| | | | Swap | | | | | |

| Project ID | Project Number | Approval Level | | 2023 | 2024 | 2025 | 2026 | Totals |
|-----------------------------------|---|----------------|----------------------|---------------------|---------------------|---------------------|---------------------|---------------------|
| Sponsor | Location | Letting Date | | | | | | |
| STIP ID | Work Codes | | | | | | | |
| MISC | | | | | | | | |
| 13250 | MISC-000T()--XX-00 | Authorized | Total | \$2,500,000 | \$2,500,000 | \$2,500,000 | \$2,500,000 | \$10,000,000 |
| Iowa Department of Transportation | Allocated Funds: Research, Tech, Min Bus, Seatbelt, Use Tax, Inv, NCPD, Etc. | | Federal Aid | \$2,000,000 | \$2,000,000 | \$2,000,000 | \$2,000,000 | \$8,000,000 |
| 23377 | Miscellaneous | | Regional Swap | | | | | |
| NHPP | | | | | | | | |
| 16883 | IM-000T()--13-00 | Authorized | Total | \$500,000 | \$500,000 | \$500,000 | \$500,000 | \$2,000,000 |
| Iowa Department of Transportation | STATEWIDE INTERSTATE LIGHTING | | Federal Aid | \$450,000 | \$450,000 | \$450,000 | \$450,000 | \$1,800,000 |
| 23391 | Lighting | | Regional Swap | | | | | |
| 16884 | IM-000T()--13-00 | Authorized | Total | \$1,000,000 | \$1,000,000 | \$1,000,000 | \$1,000,000 | \$4,000,000 |
| Iowa Department of Transportation | STATEWIDE INTERSTATE SIGNING | | Federal Aid | \$900,000 | \$900,000 | \$900,000 | \$900,000 | \$3,600,000 |
| 23384 | Traffic Signs | | Regional Swap | | | | | |
| SPR | | | | | | | | |
| 22190 | SPR-000T()--8H-00 | Authorized | Total | \$15,528,836 | \$15,842,283 | \$16,162,000 | \$16,488,110 | \$64,021,229 |
| Iowa Department of Transportation | SPR; Technology Transfer; DOT Co-op/Intern Program; Management Systems. Snooper Trucks. | | Federal Aid | \$12,423,069 | \$12,673,827 | \$12,929,600 | \$13,190,488 | \$51,216,984 |
| 23365 | Miscellaneous | | Regional Swap | | | | | |
| STBG | | | | | | | | |
| 8119 | STP-000T()--2C-00 | Authorized | Total | \$360,000 | \$360,000 | \$360,000 | \$360,000 | \$1,440,000 |
| Iowa Department of Transportation | PREVOCATIONAL TRAINING, OJTSS, AND DBE SUPPORT SERVICES | | Federal Aid | \$288,000 | \$288,000 | \$288,000 | \$288,000 | \$1,152,000 |
| 23398 | Miscellaneous | | Regional Swap | | | | | |
| 8252 | STP-000T()--2C-00 | Authorized | Total | \$1,000,000 | \$1,000,000 | \$1,000,000 | \$1,000,000 | \$4,000,000 |
| Iowa Department of Transportation | Construction Industry Training Program | | Federal Aid | \$800,000 | \$800,000 | \$800,000 | \$800,000 | \$3,200,000 |
| 23386 | Miscellaneous | | Regional Swap | | | | | |
| 53050 | TAP-R-000T(312)--8T-00 | Authorized | Total | \$60,000 | | | | \$60,000 |
| Iowa Department of Transportation | 2023 Bike Map Printing | | Federal Aid | \$48,000 | | | | \$48,000 |
| 23457 | Miscellaneous | | Regional Swap | | | | | |

MPO 22 / AAMPO

| Project ID | Project Number | Approval Level | | 2023 | 2024 | 2025 | 2026 | Totals |
|------------|----------------|----------------|--|------|------|------|------|--------|
| Sponsor | Location | Letting Date | | | | | | |
| STIP ID | Work Codes | | | | | | | |

NHPP

| | | | | | | | | |
|-----------------------------------|--|------------|--------------------|---------------------|---------------------|------------------|--|---------------------|
| 38248 | NHSX-30()--3H-85 | Authorized | Total | \$16,271,000 | \$11,299,000 | \$358,000 | | \$27,928,000 |
| Iowa Department of Transportation | US30: 0.5 mi E of I-35 to E of 590th Ave | | Federal Aid | \$13,016,800 | \$9,039,200 | | | \$22,056,000 |
| 23371 | Pave, Grading, Right of Way | | Regional | | | | | |
| | | | Swap | | | | | |
| 52603 | NHSX-930()--3H-8 | Authorized | Total | \$1,300,000 | | | | \$1,300,000 |
| Iowa Department of Transportation | IA930: US 30 to the Story Co Line | | Federal Aid | \$1,040,000 | | | | \$1,040,000 |
| 23112 | Pavement Rehab | | Regional | | | | | |
| | | | Swap | | | | | |

PL

| | | | | | | | | |
|----------------|-----------------------|------------|--------------------|------------------|------------------|------------------|------------------|------------------|
| 34214 | RGPL-PA22(RTP)--PL-85 | Authorized | Total | \$158,907 | \$158,907 | \$158,907 | \$158,907 | \$635,628 |
| MPO 22 / AAMPO | Trans Planning | | Federal Aid | \$127,126 | \$127,126 | \$127,126 | \$127,126 | \$508,504 |
| 23410 | Trans Planning | | Regional | | | | | |
| | | | Swap | | | | | |

STBG

| | | | | | | | | |
|----------------|----------------------------|------------|--------------------|------------------|--|--|--|------------------|
| 37442 | RGTR-0155()--ST-85 | Authorized | Total | \$850,000 | | | | \$850,000 |
| MPO 22 / AAMPO | CyRide Vehicle Replacement | | Federal Aid | \$225,000 | | | | \$225,000 |
| 23309 | Transit Investments | | Regional | \$225,000 | | | | \$225,000 |
| | | | Swap | | | | | |

TAP

| | | | | | | | | |
|-------|--|------------|--------------------|--------------------|--|--|--|--------------------|
| 19249 | TAP-U-0155(709)--8I-85 | Authorized | Total | \$1,082,000 | | | | \$1,082,000 |
| Ames | In the city of Ames, Ioway Creek: from 0.5 Miles E | 2/21/2023 | Federal Aid | \$728,000 | | | | \$728,000 |
| 23441 | of S Duff Ave to S 5th St | | Regional | \$728,000 | | | | \$728,000 |
| | Ped/Bike Grade & Pave | | Swap | | | | | |

MPO 23 / CMPO

| Project ID | Project Number | Approval Level | | 2023 | 2024 | 2025 | 2026 | Totals |
|------------|----------------|----------------|--|------|------|------|------|--------|
| Sponsor | Location | Letting Date | | | | | | |
| STIP ID | Work Codes | | | | | | | |

HBP

| | | | | | | | | |
|-----------------------------------|--|------------|----------------------|--------------------|--|--|--|--------------------|
| 45259 | BRF-30()--38-57 | Authorized | Total | \$1,340,000 | | | | \$1,340,000 |
| Iowa Department of Transportation | US30: CIC Railway 0.8 mi W of I-380 in Cedar Rapids (EB) | | Federal Aid | \$1,072,000 | | | | \$1,072,000 |
| 23106 | Bridge Deck Overlay | | Regional Swap | | | | | |
| 48447 | BRF-30()--38-57 | Authorized | Total | \$1,721,000 | | | | \$1,721,000 |
| Iowa Department of Transportation | US30: CIC RR Spur 0.8 mi W of E Jct US 218 (EB) | | Federal Aid | \$1,376,800 | | | | \$1,376,800 |
| 23083 | Bridge Deck Overlay | | Regional Swap | | | | | |
| 39284 | BRF-30()--38-57 | Authorized | Total | \$1,636,000 | | | | \$1,636,000 |
| Iowa Department of Transportation | US30: UP RR 1.6 mi W of E Jct US 218 (WB) | | Federal Aid | \$1,308,800 | | | | \$1,308,800 |
| 23122 | Bridge Deck Overlay | | Regional Swap | | | | | |

NHPP

| | | | | | | | | |
|-----------------------------------|---|------------|----------------------|--------------------|--|--|--|--------------------|
| 39287 | IMX-380()--02-57 | Authorized | Total | \$2,832,000 | | | | \$2,832,000 |
| Iowa Department of Transportation | I-380: CC RR AND ASH PIT 2.9 MI S OF IA 100 IN CEDAR RAPIDS (NB/SB) | | Federal Aid | \$2,548,800 | | | | \$2,548,800 |
| 23436 | Bridge Rehabilitation | | Regional Swap | | | | | |

PL

| | | | | | | | | |
|---------------|---------------------|------------|----------------------|------------------|------------------|------------------|------------------|--------------------|
| 17107 | RGPL-PA23()--PL-57 | Authorized | Total | \$467,575 | \$467,575 | \$467,575 | \$467,575 | \$1,870,300 |
| MPO 23 / CMPO | MPO: Planning Funds | | Federal Aid | \$374,060 | \$374,060 | \$374,060 | \$374,060 | \$1,496,240 |
| 23394 | Trans Planning | | Regional Swap | | | | | |

STBG

| | | | | | | | | |
|---------------|---|------------|----------------------|------------------|--|--|--|------------------|
| 39454 | RGTR-PA23()--ST-57 | Authorized | Total | \$215,000 | | | | \$215,000 |
| MPO 23 / CMPO | Purchase 1 medium-duty 33' replacement ADA paratransit service bus. | | Federal Aid | \$172,000 | | | | \$172,000 |
| 23324 | Transit Investments | | Regional Swap | \$172,000 | | | | \$172,000 |

| Project ID | Project Number | Approval Level | | 2023 | 2024 | 2025 | 2026 | Totals |
|------------|----------------|----------------|--|------|------|------|------|--------|
| Sponsor | Location | Letting Date | | | | | | |
| STIP ID | Work Codes | | | | | | | |

STBG

| | | | | | | | | |
|--------------------------------|---|------------|--------------------|--------------------|--|--|--|--------------------|
| 38775 | RGTR-PA23())--ST-57 | Authorized | Total | \$1,116,000 | | | | \$1,116,000 |
| MPO 23 / CMPO | CR Transit Route 5 two Heavy-Duty (35' diesel) Bus Replacements | | Federal Aid | \$893,000 | | | | \$893,000 |
| 23133 | Transit Investments | | Regional | \$893,000 | | | | \$893,000 |
| | | | Swap | | | | | |
| 38370 | TAP-U-1187(811)--8I-57 | Authorized | Total | \$825,000 | | | | \$825,000 |
| Cedar Rapids | In the city of Cedar Rapids, EDGEWOOD RD Bridge widen ped bridge to 8' for trail and extend trail ~400' N | 10/17/2023 | Federal Aid | \$660,000 | | | | \$660,000 |
| 23448 | Ped/Bike Structures | | Regional | \$660,000 | | | | \$660,000 |
| | | | Swap | | | | | |
| 39453 | TAP-U-C057(159)--8I-57 | Authorized | Total | \$3,047,000 | | | | \$3,047,000 |
| Linn County Conservation Board | Worcester Rd W to 80th St NW, then N until Ellis Rd then along Hwy 100 and abandoned rail ROW to Covington Rd | 2/21/2023 | Federal Aid | \$1,409,000 | | | | \$1,409,000 |
| 23081 | Ped/Bike Grade & Pave | | Regional | \$1,409,000 | | | | \$1,409,000 |
| | | | Swap | | | | | |

PA Note: Project also has \$709,000 of STBG in FFY23.

TAP

| | | | | | | | | |
|--------------|--|------------|--------------------|--------------------|--|--|--|--------------------|
| 38371 | TAP-U-1187(813)--8I-57 | Authorized | Total | \$1,715,000 | | | | \$1,715,000 |
| Cedar Rapids | In the city of Cedar Rapids, W side of WILEY BLVD SW,16th Ave to Wllms Blvd SW incd all req intersect improvements | 12/20/2022 | Federal Aid | \$1,372,000 | | | | \$1,372,000 |
| 23084 | Traffic Signals, Ped/Bike Grade & Pave, Ped/Bike Miscellaneous | | Regional | \$1,372,000 | | | | \$1,372,000 |
| | | | Swap | | | | | |

PA Note: Project has \$227,000 in TAP and \$1,145,000 in STBG

MPO 24 / MAPA

| Project ID | Project Number | Approval Level | | 2023 | 2024 | 2025 | 2026 | Totals |
|------------|----------------|----------------|--|------|------|------|------|--------|
| Sponsor | Location | Letting Date | | | | | | |
| STIP ID | Work Codes | | | | | | | |

Earmark

| | | | | | | | | |
|---|--|------------|--------------------|--------------------|--|--|--|--------------------|
| 35678 | HDP-1642(685)--71-78 | Authorized | Total | \$4,746,180 | | | | \$4,746,180 |
| Council Bluffs | In the city of Council Bluffs, On STEVENS ROAD, from State Orchard Road to Intersection with Norwood Drive S33 T75 R43 | 3/21/2023 | Federal Aid | \$3,796,980 | | | | \$3,796,980 |
| 23038 | Right of Way, Outside Services Engineering | | Regional | \$2,552,780 | | | | \$2,552,780 |
| | | | Swap | | | | | |
| PA Note: DEMO funding for this project is from the High Priority Projects (HPP) program | | | | | | | | |

HSIP

| | | | | | | | | |
|-----------------------------------|---|------------|--------------------|--------------------|--|--|--|--------------------|
| 48580 | IHSIPX-80())--08-78 | Authorized | Total | \$2,500,000 | | | | \$2,500,000 |
| Iowa Department of Transportation | I-80: FRANKLIN AVE BRIDGES TO CO RD G30 INTERCHANGE | | Federal Aid | \$2,250,000 | | | | \$2,250,000 |
| 23465 | Guardrail | | Regional | | | | | |
| | | | Swap | | | | | |

PL

| | | | | | | | | |
|---------------|--|------------|--------------------|------------------|------------------|------------------|------------------|------------------|
| 29733 | RGPL-PA24())--PL-78 | Authorized | Total | \$180,224 | \$180,224 | \$180,224 | \$180,224 | \$720,896 |
| MPO 24 / MAPA | UZA of Pottawattamie County including the City of Council Bluffs | | Federal Aid | \$144,179 | \$144,179 | \$144,179 | \$144,179 | \$576,716 |
| 23407 | Trans Planning | | Regional | | | | | |
| | | | Swap | | | | | |

MPO 25 / BSRC

| Project ID | Project Number | Approval Level | | 2023 | 2024 | 2025 | 2026 | Totals |
|------------|----------------|----------------|--|------|------|------|------|--------|
| Sponsor | Location | Letting Date | | | | | | |
| STIP ID | Work Codes | | | | | | | |

HBP

| | | | | | | | | |
|-----------------------------------|--|------------|--------------------|--------------------|--|--|--|--------------------|
| 39347 | BRF-461()--38-82 | Authorized | Total | \$6,060,000 | | | | \$6,060,000 |
| Iowa Department of Transportation | IA461: Duck Creek 0.4 mi S of US 6 in Davenport (NB) | | Federal Aid | \$4,848,000 | | | | \$4,848,000 |
| 23029 | Bridge Replacement, Right of Way | | Regional | | | | | |
| | | | Swap | | | | | |

HSIP

| | | | | | | | | |
|-----------------------------------|----------------------------------|------------|--------------------|--------------------|--|--|--|--------------------|
| 52685 | IHSIPX-74()--08-82 | Authorized | Total | \$1,000,000 | | | | \$1,000,000 |
| Iowa Department of Transportation | I74: I-80 to Middle Rd Guardrail | | Federal Aid | \$900,000 | | | | \$900,000 |
| 23129 | | | Regional | | | | | |
| | | | Swap | | | | | |

PL

| | | | | | | | | |
|---------------|----------------------------|------------|--------------------|------------------|------------------|------------------|------------------|--------------------|
| 16066 | RGPL-PA25()--PL-82 | Authorized | Total | \$375,695 | \$375,695 | \$375,695 | \$375,695 | \$1,502,780 |
| MPO 25 / BSRC | Quad Cities Urbanized Area | | Federal Aid | \$300,556 | \$300,556 | \$300,556 | \$300,556 | \$1,202,224 |
| 23396 | Trans Planning | | Regional | | | | | |
| | | | Swap | | | | | |

STBG

| | | | | | | | | |
|------------|--|------------|--------------------|---------------------|--|--|--|---------------------|
| 36969 | STP-U-0587(639)--70-82 | Authorized | Total | \$11,730,327 | | | | \$11,730,327 |
| Bettendorf | In the city of Bettendorf, Forest Grove Dr. & Middle Road. | 4/19/2022 | Federal Aid | \$6,462,448 | | | | \$6,462,448 |
| 23013 | Grade and Pave, Ped/Bike Grade & Pave | | Regional | \$5,962,448 | | | | \$5,962,448 |
| | | | Swap | | | | | |

PA Note: Amendment Approved 1/24/23 - ROW and PE moved to FY2020 - BE-20-02; Adding back in \$781,448 STBG from split project;

MPO 26 / DMAMPO

| Project ID | Project Number | Approval Level | | 2023 | 2024 | 2025 | 2026 | Totals |
|-----------------------------------|---|----------------|--------------------|---------------------|------|------------------|------|---------------------|
| Sponsor | Location | Letting Date | | | | | | |
| STIP ID | Work Codes | | | | | | | |
| CMAQ | | | | | | | | |
| 52289 | STP-A-0187(649)--86-77 | Authorized | Total | \$1,955,000 | | | | \$1,955,000 |
| Ankeny | In the city of Ankeny, at the IA 160/SW Oralabor Rd and IA 415/SW State St intersection | 2/21/2023 | Federal Aid | \$529,161 | | | | \$529,161 |
| 23201 | Pavement Widening, Ped/Bike Structures | | Regional | | | | | |
| | | | Swap | | | | | |
| Earmark | | | | | | | | |
| 47351 | EDP-8260(653)--7Y-77 | Authorized | Total | \$6,887,000 | | | | \$6,887,000 |
| West Des Moines | In the city of West Des Moines, pedestrian bridge to connect Raccoon River Park to Walnut Woods St Park | 2/21/2023 | Federal Aid | \$1,250,000 | | | | \$1,250,000 |
| 23093 | Ped/Bike Structures, Ped/Bike Miscellaneous | | Regional | | | | | |
| | | | Swap | | | | | |
| HBP | | | | | | | | |
| 39327 | BRF-65()--38-77 | Authorized | Total | \$2,520,000 | | | | \$2,520,000 |
| Iowa Department of Transportation | US65: SE 64th Ave 1.0 mi N of IA 5 (NB & SB) | | Federal Aid | \$2,016,000 | | | | \$2,016,000 |
| 23100 | Bridge Deck Overlay | | Regional | | | | | |
| | | | Swap | | | | | |
| HSIP | | | | | | | | |
| 52549 | IHSIPX-80()--08-61 | Authorized | Total | \$1,000,000 | | | | \$1,000,000 |
| Iowa Department of Transportation | I80: Adair Co to Grand Prairie Parkway | | Federal Aid | \$900,000 | | | | \$900,000 |
| 23127 | Pavement Markings | | Regional | | | | | |
| | | | Swap | | | | | |
| NHPP | | | | | | | | |
| 38071 | IM-35()--13-77 | Authorized | Total | \$75,305,000 | | \$465,000 | | \$75,770,000 |
| Iowa Department of Transportation | I35: I-80/235 Interchange NE Of Des Moines | | Federal Aid | \$67,774,500 | | \$418,500 | | \$68,193,000 |
| 23360 | Bridge New, Grading | | Regional | | | | | |
| | | | Swap | | | | | |

| Project ID | Project Number | Approval Level | | 2023 | 2024 | 2025 | 2026 | Totals |
|------------|----------------|----------------|--|------|------|------|------|--------|
| Sponsor | Location | Letting Date | | | | | | |
| STIP ID | Work Codes | | | | | | | |

NHPP

| | | | | | | | | |
|-----------------------------------|---|------------|----------------------|---------------------|---------------------|---------------------|---------------------|----------------------|
| 38111 | IM-NHS-35())-03-77 | Authorized | Total | \$67,297,000 | \$38,260,000 | | \$67,143,000 | \$172,700,000 |
| Iowa Department of Transportation | I35: NE 36th St to N of IA 210 | | Federal Aid | \$57,202,450 | \$32,521,000 | | \$57,071,550 | \$146,795,000 |
| 23359 | Bridge Replacement, Right of Way | | Regional Swap | | | | | |
| 45342 | NHS-80())-19-25 | Authorized | Total | \$15,353,000 | \$19,261,000 | \$22,668,000 | \$187,000 | \$57,469,000 |
| Iowa Department of Transportation | I80: W of Grand Prairie Pkwy to E of Jordan Creek Pkwy | | Federal Aid | \$12,282,400 | \$15,408,800 | \$18,134,400 | \$149,600 | \$45,975,200 |
| 23366 | Bridge Replacement, Right of Way | | Regional Swap | | | | | |
| 52589 | NHSX-141())-3H-77 | Authorized | Total | \$3,000,000 | | | | \$3,000,000 |
| Iowa Department of Transportation | IA141: IA 44 to I-80 | | Federal Aid | \$2,400,000 | | | | \$2,400,000 |
| 23044 | Pavement Rehab | | Regional Swap | | | | | |
| 52591 | NHSX-69())-3H-77 | Authorized | Total | \$1,000,000 | | | | \$1,000,000 |
| Iowa Department of Transportation | US69: NW Autumn Crest Dr to 0.1 mi N of NE 118th St in Ankeny | | Federal Aid | \$800,000 | | | | \$800,000 |
| 23141 | Pavement Rehab | | Regional Swap | | | | | |

PL

| | | | | | | | | |
|-----------------|----------------------|------------|----------------------|--------------------|--------------------|--------------------|--------------------|--------------------|
| 38361 | RGPL-PA26())-PL-77 | Authorized | Total | \$1,183,268 | \$1,183,268 | \$1,183,268 | \$1,183,268 | \$4,733,072 |
| MPO 26 / DMAMPO | MPO Planning Funding | | Federal Aid | \$946,614 | \$946,614 | \$946,614 | \$946,614 | \$3,786,456 |
| 23383 | Miscellaneous | | Regional Swap | | | | | |

STBG

| | | | | | | | | |
|-----------------|--|------------|----------------------|--------------------|--------------------|--------------------|--------------------|--------------------|
| 27146 | RGPL-PA26())-ST-77 | Authorized | Total | \$238,000 | \$119,000 | \$119,000 | \$119,000 | \$595,000 |
| MPO 26 / DMAMPO | Multimodal planning activities to reduce SOV trips, and maintaining mode choice for MPOs travel demand model | | Federal Aid | \$190,000 | \$95,000 | \$95,000 | \$95,000 | \$475,000 |
| 23411 | Miscellaneous, Ped/Bike Miscellaneous, Transit Investments | | Regional Swap | \$190,000 | \$95,000 | \$95,000 | \$95,000 | \$475,000 |
| 22143 | RGTR-PA26())-ST-00 | Authorized | Total | \$3,610,200 | \$2,055,000 | \$1,700,000 | \$1,826,970 | \$9,192,170 |
| MPO 26 / DMAMPO | DART: Vehicle Purchase | | Federal Aid | \$2,810,200 | \$1,355,000 | \$1,300,000 | \$1,426,970 | \$6,892,170 |
| 23380 | Transit Investments | | Regional Swap | \$2,810,200 | \$1,355,000 | \$400,000 | \$400,000 | \$4,965,200 |

| Project ID | Project Number | Approval Level | | 2023 | 2024 | 2025 | 2026 | Totals |
|------------|----------------|----------------|--|------|------|------|------|--------|
| Sponsor | Location | Letting Date | | | | | | |
| STIP ID | Work Codes | | | | | | | |

STBG

| | | | | | | | | |
|-----------------------------------|---|------------|----------------------|---------------------|--|--|--|---------------------|
| 52595 | STP-028-1(16)--2C-91 | Authorized | Total | \$6,000,000 | | | | \$6,000,000 |
| Iowa Department of Transportation | IA 28: 0.1 mi N of IA 92 to W North Ave in Norwalk | | Federal Aid | \$4,800,000 | | | | \$4,800,000 |
| 23437 | Pavement Rehab | | Regional Swap | | | | | |
| 39461 | STP-U-3827(620)--70-77 | Authorized | Total | \$10,841,000 | | | | \$10,841,000 |
| Johnston | In the city of Johnston, On NW 100th Street, NW 62nd Ave south to 1000 feet north of the NW 54th Avenue | 8/15/2023 | Federal Aid | \$750,000 | | | | \$750,000 |
| 23149 | Grade and Pave | | Regional Swap | \$750,000 | | | | \$750,000 |

TAP

| | | | | | | | | |
|--|---|------------|----------------------|--------------------|--|--|--|--------------------|
| 39392 | TAP-T-0187(650)--8V-77 | Authorized | Total | \$1,800,000 | | | | \$1,800,000 |
| Ankeny | In the city of Ankeny, Oralabor Trail - SW State St & S Ankeny Blvd grade separation | 2/21/2023 | Federal Aid | \$1,050,000 | | | | \$1,050,000 |
| 23111 | Ped/Bike Structures | | Regional Swap | \$1,050,000 | | | | \$1,050,000 |
| 37835 | TAP-T-1945(863)--8V-77 | Authorized | Total | \$2,800,000 | | | | \$2,800,000 |
| Des Moines | In the city of Des Moines, Easter Lake Park to SE 38th then Co Ln Rd to 101 150th Ave in Carlisle | 4/18/2023 | Federal Aid | \$1,400,000 | | | | \$1,400,000 |
| 23082 | Ped/Bike Grading, Ped/Bike Paving | | Regional Swap | \$1,000,000 | | | | \$1,000,000 |
| DOT Note: Project includes \$400,000 in Fed Rec Trails funding | | | | | | | | |
| 45483 | TAP-T-PA26()--8V-77 | Authorized | Total | \$337,000 | | | | \$337,000 |
| MPO 26 / DMAMPO | Shelter installation at 16 locations in the metro | | Federal Aid | \$200,000 | | | | \$200,000 |
| 23440 | Transit Investments | | Regional Swap | \$200,000 | | | | \$200,000 |

MPO 27 / DMATS

| Project ID | Project Number | Approval Level | | 2023 | 2024 | 2025 | 2026 | Totals |
|-----------------------------------|--|----------------|--------------------|--------------------|------------------|------------------|------------------|--------------------|
| Sponsor | Location | Letting Date | | | | | | |
| STIP ID | Work Codes | | | | | | | |
| Earmark | | | | | | | | |
| 48381 | EDP-2100(704)--7Y-31 | Authorized | Total | \$615,000 | | | | \$615,000 |
| Dubuque | In the city of Dubuque, Chaplain Schmitt Island Trail | 9/19/2023 | Federal Aid | \$615,000 | | | | \$615,000 |
| 23173 | Connection, from 16th Street to Chaplain Schmitt Veterans Memorial | | Regional | | | | | |
| | Grade and Pave | | Swap | | | | | |
| HBP | | | | | | | | |
| 45377 | BRF-61()--38-31 | Authorized | Total | \$4,002,000 | | | | \$4,002,000 |
| Iowa Department of Transportation | US61: Grandview Ave 1.2 mi S of US 20 in Dubuque | | Federal Aid | \$3,201,600 | | | | \$3,201,600 |
| 23074 | Bridge Replacement | | Regional | | | | | |
| | | | Swap | | | | | |
| HSIP | | | | | | | | |
| 52633 | HSIPX-020-9(272)--3L-31 | Authorized | Total | \$487,000 | | | | \$487,000 |
| Iowa Department of Transportation | US20: Cox Springs Rd Intersection 1 mi E of Co Rd Y21 | | Federal Aid | \$438,300 | | | | \$438,300 |
| 23273 | Grade and Pave | | Regional | | | | | |
| | | | Swap | | | | | |
| PL | | | | | | | | |
| 13239 | RGPL-PA27()--PL-31 | Authorized | Total | \$170,282 | \$170,282 | \$170,282 | \$170,282 | \$681,128 |
| MPO 27 / DMATS | MPO Planning: Transportation Planning in DMATS area | | Federal Aid | \$136,226 | \$136,226 | \$136,226 | \$136,226 | \$544,904 |
| 23409 | Trans Planning | | Regional | | | | | |
| | | | Swap | | | | | |
| STBG | | | | | | | | |
| 45237 | RGPL-PA27()--ST-31 | Authorized | Total | \$41,666 | | | | \$41,666 |
| MPO 27 / DMATS | In the City of Dubuque Study and implement traffic management systems, | | Federal Aid | \$33,333 | | | | \$33,333 |
| 23353 | Trans Planning | | Regional | \$33,333 | | | | \$33,333 |
| | | | Swap | | | | | |

| Project ID | Project Number | Approval Level | | 2023 | 2024 | 2025 | 2026 | Totals |
|------------|----------------|----------------|--|------|------|------|------|--------|
| Sponsor | Location | Letting Date | | | | | | |
| STIP ID | Work Codes | | | | | | | |

STBG

| | | | | | | | | |
|----------------|-------------------------|------------|--------------------|-----------------|-----------------|--|--|-----------------|
| 45236 | RGPL-PA27()--ST-31 | Authorized | Total | \$18,750 | \$18,750 | | | \$37,500 |
| MPO 27 / DMATS | Transportation Planning | | Federal Aid | \$15,000 | \$15,000 | | | \$30,000 |
| 23425 | Trans Planning | | Regional | \$15,000 | | | | \$15,000 |
| | | | Swap | | | | | |

TAP

| | | | | | | | | |
|---------|--|------------|--------------------|------------------|--|--|--|------------------|
| 38301 | TAP-U-2100(697)--8I-31 | Authorized | Total | \$525,000 | | | | \$525,000 |
| Dubuque | On Bee Branch Creek Trail Project Phase 1, | 11/15/2022 | Federal Aid | \$420,000 | | | | \$420,000 |
| 23236 | Grade and Pave | | Regional | \$420,000 | | | | \$420,000 |
| | | | Swap | | | | | |

MPO 28 / MPOJC

| Project ID | Project Number | Approval Level | | 2023 | 2024 | 2025 | 2026 | Totals |
|------------|----------------|----------------|--|------|------|------|------|--------|
| Sponsor | Location | Letting Date | | | | | | |
| STIP ID | Work Codes | | | | | | | |

HBP

| | | | | | | | | |
|-----------|---|------------|--------------------|--------------------|--|--|--|--------------------|
| 39434 | BRM-3715(667)--8N-52 | Authorized | Total | \$1,664,000 | | | | \$1,664,000 |
| Iowa City | In the city of Iowa City, Gilbert Street bridge, | 9/19/2023 | Federal Aid | \$1,000,000 | | | | \$1,000,000 |
| 23116 | Gilbert Street bridge over RALSTON CREEK. Bridge Replacement | | Regional | | | | | |
| | | | Swap | | | | | |

NHPP

| | | | | | | | | |
|-----------------------------------|--|------------|--------------------|---------------------|---------------------|---------------------|---------------------|---------------------|
| 38151 | IM-NHS-80()-03-52 | Authorized | Total | \$15,537,000 | \$20,646,000 | \$25,990,000 | \$13,507,000 | \$75,680,000 |
| Iowa Department of Transportation | I80: 1.5 mi E of IA 1 to 0.5 mi E of Co Rd X30 | | Federal Aid | \$13,983,300 | \$17,549,100 | \$22,091,500 | \$11,480,950 | \$65,104,850 |
| 23362 | Culvert Extension, Grading | | Regional | | | | | |
| | | | Swap | | | | | |

DOT Note: Use NHFP funds on this project

PL

| | | | | | | | | |
|----------------|---------------------------------------|------------|--------------------|------------------|------------------|------------------|------------------|--------------------|
| 39689 | RGPL-PA28()-PL-52 | Authorized | Total | \$280,311 | \$280,311 | \$280,311 | \$280,311 | \$1,121,244 |
| MPO 28 / MPOJC | JCCOG: METROPOLITAN PLANNING PL FUNDS | | Federal Aid | \$224,249 | \$224,249 | \$224,249 | \$224,249 | \$896,996 |
| 23403 | Trans Planning | | Regional | | | | | |
| | | | Swap | | | | | |

STBG

| | | | | | | | | |
|------------|---|------------|--------------------|--------------------|--|--|--|--------------------|
| 39151 | STP-U-1557(648)--70-52 | Authorized | Total | \$3,024,131 | | | | \$3,024,131 |
| Coralville | In the city of Coralville, On 5th St, from just west of | 10/17/2023 | Federal Aid | \$1,650,000 | | | | \$1,650,000 |
| 23068 | 12th Ave west through 20th Ave intersection Pavement Rehab/Widen, Landscaping, Ped/Bike Paving | | Regional | \$1,650,000 | | | | \$1,650,000 |
| | | | Swap | | | | | |
| 39152 | STP-U-7662(615)--70-52 | Authorized | Total | \$5,661,766 | | | | \$5,661,766 |
| Tiffin | In the city of Tiffin, On North Park Rd, from Hwy 6 | 3/19/2024 | Federal Aid | \$1,200,000 | | | | \$1,200,000 |
| 23095 | north 2,000 Feet Pavement Rehab/Widen, Ped/Bike Grade & Pave, Ped/Bike Miscellaneous | | Regional | \$1,200,000 | | | | \$1,200,000 |
| | | | Swap | | | | | |

MPO 29 / SIMPCO

| Project ID | Project Number | Approval Level | | 2023 | 2024 | 2025 | 2026 | Totals |
|------------|----------------|----------------|--|------|------|------|------|--------|
| Sponsor | Location | Letting Date | | | | | | |
| STIP ID | Work Codes | | | | | | | |

HBP

| | | | | | | | | |
|-----------------------------------|--|------------|--------------------|------------------|--|--|--|------------------|
| 52542 | BRF-20()--38-97 | Authorized | Total | \$923,000 | | | | \$923,000 |
| Iowa Department of Transportation | US20: Little Whiskey Creek 3.4 mi W of Co Rd K42 | | Federal Aid | \$738,400 | | | | \$738,400 |
| 23153 | Bridge Deck Overlay | | Regional | | | | | |
| | | | Swap | | | | | |

HSIP

| | | | | | | | | |
|-----------------------------------|-------------------------------|------------|--------------------|--------------------|--|--|--|--------------------|
| 52686 | IHSIPX-29()--08-97 | Authorized | Total | \$3,625,000 | | | | \$3,625,000 |
| Iowa Department of Transportation | I29: IA 141 to Sergeant Bluff | | Federal Aid | \$3,262,500 | | | | \$3,262,500 |
| 23030 | Guardrail | | Regional | | | | | |
| | | | Swap | | | | | |

NHPP

| | | | | | | | | |
|-----------------------------------|---|------------|--------------------|---------------------|--|--|--|---------------------|
| 39380 | NHSX-20()--3H-97 | Authorized | Total | \$20,999,000 | | | | \$20,999,000 |
| Iowa Department of Transportation | US 75/IA 12 Interchange in Sioux City to Little Whiskey Creek (EB/WB) | | Federal Aid | \$16,799,200 | | | | \$16,799,200 |
| 23005 | Traffic Signals, Traffic Signs | | Regional | | | | | |
| | | | Swap | | | | | |

PL

| | | | | | | | | |
|-----------------|-----------------------------|------------|--------------------|------------------|------------------|------------------|------------------|------------------|
| 18694 | RGPL-PA29()--PL-97 | Authorized | Total | \$221,794 | \$221,794 | \$221,794 | \$221,794 | \$887,176 |
| MPO 29 / SIMPCO | RGLPL: SIMPCO: MPO Planning | | Federal Aid | \$177,435 | \$177,435 | \$177,435 | \$177,435 | \$709,740 |
| 23406 | Trans Planning | | Regional | | | | | |
| | | | Swap | | | | | |

| Project ID | Project Number | Approval Level | | 2023 | 2024 | 2025 | 2026 | Totals |
|------------|----------------|----------------|--|------|------|------|------|--------|
| Sponsor | Location | Letting Date | | | | | | |
| STIP ID | Work Codes | | | | | | | |

STBG

| | | | | | | | | |
|------------|--|------------|--------------------|--------------------|--|--|--|--------------------|
| 37829 | STP-U-7057(706)--70-97 | Authorized | Total | \$2,900,000 | | | | \$2,900,000 |
| Sioux City | In the city of Sioux City, HMA mill & overlay on Hamilton Blvd from 36th St to city limits | 9/19/2023 | Federal Aid | \$1,600,000 | | | | \$1,600,000 |
| 23485 | Pavement Rehab | | Regional | \$1,600,000 | | | | \$1,600,000 |
| | | | Swap | | | | | |

PA Note: Amendment approved by MPO Policy Board 1.5.2023

DOT Note: Nov 2022 letting- bid rejected. Will rebid in fall of 2023.

MPO 30 / INRCOG

| Project ID | Project Number | Approval Level | | 2023 | 2024 | 2025 | 2026 | Totals |
|------------|----------------|----------------|--|------|------|------|------|--------|
| Sponsor | Location | Letting Date | | | | | | |
| STIP ID | Work Codes | | | | | | | |

NHPP

| | | | | | | | | |
|-----------------------------------|--|------------|----------------------|---------------------|--|--|--|---------------------|
| 38177 | NHSX-27()--3H-7 | Authorized | Total | \$15,500,000 | | | | \$15,500,000 |
| Iowa Department of Transportation | IA27: US 20 TO RIDGEWAY AVE IN CEDAR FALLS (NB/SB) (STATE SHARE) | | Federal Aid | \$12,400,000 | | | | \$12,400,000 |
| 23011 | Grade and Pave, Culvert Replacement, Right of Way | | Regional Swap | | | | | |
| 52663 | NHSX-58()--3H-7 | Authorized | Total | \$7,793,000 | | | | \$7,793,000 |
| Iowa Department of Transportation | IA58: Hudson to US 20 | | Federal Aid | \$6,409,800 | | | | \$6,409,800 |
| 23031 | Pavement Rehab | | Regional Swap | | | | | |

DOT Note: Project has HSIP and NHPP funds

PL

| | | | | | | | | |
|-----------------|--|------------|----------------------|------------------|------------------|------------------|------------------|--------------------|
| 16106 | RGPL-PA30()--PL-07 | Authorized | Total | \$298,194 | \$298,194 | \$298,194 | \$298,194 | \$1,192,776 |
| MPO 30 / INRCOG | Waterloo MPO Planning: PL For Waterloo MPO | | Federal Aid | \$238,555 | \$238,555 | \$238,555 | \$238,555 | \$954,220 |
| 23402 | Transportation Planning | | Regional Swap | | | | | |
| | Trans Planning | | | | | | | |

STBG

| | | | | | | | | |
|-----------------|---|------------|----------------------|------------------|--|--|--|------------------|
| 38335 | STP-PA30()--2C-07 | Authorized | Total | \$625,000 | | | | \$625,000 |
| MPO 30 / INRCOG | IA 27: US 20 TO RIDGEWAY AVE IN CEDAR FALLS (NB & SB) | | Federal Aid | \$500,000 | | | | \$500,000 |
| 23221 | Grade and Pave | | Regional Swap | \$500,000 | | | | \$500,000 |

RPA 1

| Project ID | Project Number | Approval Level | | 2023 | 2024 | 2025 | 2026 | Totals |
|------------|----------------|----------------|--|------|------|------|------|--------|
| Sponsor | Location | Letting Date | | | | | | |
| STIP ID | Work Codes | | | | | | | |

HBP

| | | | | | | | | |
|-----------------------------------|--|------------|--------------------|--------------------|--|--|--|--------------------|
| 39257 | BRF-9())--38-45 | Authorized | Total | \$1,556,000 | | | | \$1,556,000 |
| Iowa Department of Transportation | IA9: North Branch Turkey River 4.3 mi E of US 63 | | Federal Aid | \$1,244,800 | | | | \$1,244,800 |
| 23134 | Bridge Replacement, Right of Way | | Regional | | | | | |
| | | | Swap | | | | | |
| 44841 | BROS-C033(147)--8J-33 | Authorized | Total | \$430,000 | | | | \$430,000 |
| Fayette County | On 190TH ST, Over VOLGA RIVER, S6 T93 R09 | 5/16/2023 | Federal Aid | \$430,000 | | | | \$430,000 |
| 23259 | Bridge Replacement | | Regional | | | | | |
| | | | Swap | | | | | |
| 45939 | BROS-C033(148)--8J-33 | Authorized | Total | \$380,000 | | | | \$380,000 |
| Fayette County | On MAPLE RD, Over CREEK, S25 T95 R09 | 5/16/2023 | Federal Aid | \$380,000 | | | | \$380,000 |
| 23263 | Bridge Replacement | | Regional | | | | | |
| | | | Swap | | | | | |

STBG

| | | | | | | | | |
|---|---|------------|--------------------|---------------------|-----------------|-----------------|--------------------|---------------------|
| 20 | RGPL-PA01(RTP)--ST-00 | Authorized | Total | \$46,250 | \$47,500 | \$48,750 | \$50,000 | \$192,500 |
| RPA 1 | UERPC RPA-1 TRANSPORT PLANNING | | Federal Aid | \$37,000 | \$38,000 | \$39,000 | \$40,000 | \$154,000 |
| 23419 | Trans Planning | | Regional | \$37,000 | \$38,000 | \$39,000 | \$40,000 | \$154,000 |
| | | | Swap | | | | | |
| 52658 | STP-76())--2C-3 | Authorized | Total | \$6,164,500 | | | | \$6,164,500 |
| Iowa Department of Transportation | IA76: 0.2 mi W of E Jct Co Rd X32 to Co Rd X16 | | Federal Aid | \$5,206,800 | | | | \$5,206,800 |
| 23032 | Pavement Rehab | | Regional | | | | | |
| | | | Swap | | | | | |
| DOT Note: Project has HSIP and STBG funds | | | | | | | | |
| 45319 | STP-9())--2C-3 | Authorized | Total | \$75,000,000 | | | \$3,629,000 | \$78,629,000 |
| Iowa Department of Transportation | IA9: Mississippi River in Lansing (State Share) | | Federal Aid | \$60,000,000 | | | \$2,903,200 | \$62,903,200 |
| 23452 | Bridge New, Bridge Removal | | Regional | | | | | |
| | | | Swap | | | | | |

| Project ID | Project Number | Approval Level | | 2023 | 2024 | 2025 | 2026 | Totals |
|------------|----------------|----------------|--|------|------|------|------|--------|
| Sponsor | Location | Letting Date | | | | | | |
| STIP ID | Work Codes | | | | | | | |

STBG

| | | | | | | | | |
|---------|--|------------|--------------------|-----------------|--|--|--|-----------------|
| 52751 | STP-U-4205()-70-03 | Authorized | Total | \$25,000 | | | | \$25,000 |
| Lansing | In the city of Lansing, On IA-9 Corridor (Vision Plan) | | Federal Aid | \$20,000 | | | | \$20,000 |
| 23355 | Planning Study | | Regional | \$20,000 | | | | \$20,000 |
| | | | Swap | | | | | |

RPA 2

| Project ID | Project Number | Approval Level | | 2023 | 2024 | 2025 | 2026 | Totals |
|-----------------------------------|---|----------------|--------------------|------------------|------|------|------|------------------|
| Sponsor | Location | Letting Date | | | | | | |
| STIP ID | Work Codes | | | | | | | |
| HBP | | | | | | | | |
| 47301 | BHOS-C035(113)--5N-35 | Authorized | Total | \$230,000 | | | | \$230,000 |
| Franklin County | On S 43, Over OTTER CREEK, S5 T92 R20 | 12/20/2022 | Federal Aid | \$230,000 | | | | \$230,000 |
| 23308 | Bridge Deck Overlay | | Regional | | | | | |
| | | | Swap | | | | | |
| 52399 | BHOS-C035(115)--5N-35 | Authorized | Total | \$170,000 | | | | \$170,000 |
| Franklin County | On C 23, Over OTTER CREEK, S30 T93 R20 | 12/20/2022 | Federal Aid | \$170,000 | | | | \$170,000 |
| 23325 | Bridge Deck Overlay | | Regional | | | | | |
| | | | Swap | | | | | |
| 47300 | BHS-C035(112)--63-35 | Authorized | Total | \$142,000 | | | | \$142,000 |
| Franklin County | On Olive Avenue (S 43), Over SQUAW CREEK, S28 T92 R20 | 12/20/2022 | Federal Aid | \$113,600 | | | | \$113,600 |
| 23338 | Bridge Deck Overlay | | Regional | | | | | |
| | | | Swap | \$28,400 | | | | \$28,400 |
| 52398 | BHS-C035(114)--63-35 | Authorized | Total | \$216,000 | | | | \$216,000 |
| Franklin County | On C 25, Over BUFFALO CREEK, S12 T92 R21 | 12/20/2022 | Federal Aid | \$172,800 | | | | \$172,800 |
| 23322 | Bridge Deck Overlay | | Regional | | | | | |
| | | | Swap | \$43,200 | | | | \$43,200 |
| 52397 | BHS-C035(116)--63-35 | Authorized | Total | \$355,000 | | | | \$355,000 |
| Franklin County | On C 23, Over W FORK CEDAR RIVER, S34 T93 R19 | 12/20/2022 | Federal Aid | \$284,000 | | | | \$284,000 |
| 23285 | Bridge Deck Overlay | | Regional | | | | | |
| | | | Swap | \$71,000 | | | | \$71,000 |
| 39194 | BRF-18()-38-17 | Authorized | Total | \$975,000 | | | | \$975,000 |
| Iowa Department of Transportation | US18: UP RR 1.5 mi W of US 65 (WB) | | Federal Aid | \$780,000 | | | | \$780,000 |
| 23207 | Bridge Deck Overlay | | Regional | | | | | |
| | | | Swap | | | | | |
| 39195 | BRF-18()-38-17 | Authorized | Total | \$686,000 | | | | \$686,000 |
| Iowa Department of Transportation | US18: Trail 5.2 mi E of E Jct I-35 (EB) | | Federal Aid | \$548,800 | | | | \$548,800 |
| 23195 | Bridge Deck Overlay | | Regional | | | | | |
| | | | Swap | | | | | |

| Project ID | Project Number | Approval Level | | 2023 | 2024 | 2025 | 2026 | Totals |
|------------|----------------|----------------|--|------|------|------|------|--------|
| Sponsor | Location | Letting Date | | | | | | |
| STIP ID | Work Codes | | | | | | | |

HBP

| | | | | | | | | |
|-----------------------------------|---|------------|----------------------|--------------------|--|--|--|--------------------|
| 39199 | BRF-65()-38-17 | Authorized | Total | \$330,000 | | | | \$330,000 |
| Iowa Department of Transportation | US65: Calamus Creek 1.8 mi N of IA 122 in Mason City | | Federal Aid | \$264,000 | | | | \$264,000 |
| 23288 | Bridge Deck Overlay | | Regional Swap | | | | | |
| 2888 | BROS-C017(35)--8J-17 | Authorized | Total | \$400,000 | | | | \$400,000 |
| Cerro Gordo County | From Lark approx. .3 mile East, Over Dam Creek Section 1 T-94N, R-21W on 160th street | 6/20/2023 | Federal Aid | \$400,000 | | | | \$400,000 |
| 23246 | Bridge Replacement | | Regional Swap | | | | | |
| 36035 | BROS-C034(104)--8J-34 | Authorized | Total | \$1,900,000 | | | | \$1,900,000 |
| Floyd County | On VICTORY AVE, Over LITTLE CEDAR, along ELINE S16 T96 R15 | 7/18/2023 | Federal Aid | \$1,900,000 | | | | \$1,900,000 |
| 23475 | Bridge Replacement | | Regional Swap | | | | | |
| 24975 | BRS-C055(198)--60-55 | Authorized | Total | \$600,000 | | | | \$600,000 |
| Kossuth County | P64: W Line 16 Wesley Twp. over PLUM CREEK | 12/20/2022 | Federal Aid | \$480,000 | | | | \$480,000 |
| 23268 | Bridge Replacement | | Regional Swap | \$120,000 | | | | \$120,000 |
| 49824 | BRS-C066(83)--60-66 | Authorized | Total | \$900,000 | | | | \$900,000 |
| Mitchell County | On Highway 105, Over DEER CREEK, S9 T99 R18 | 3/21/2023 | Federal Aid | \$720,000 | | | | \$720,000 |
| 23158 | Bridge Replacement | | Regional Swap | \$180,000 | | | | \$180,000 |
| 37060 | BRS-C095(79)--60-95 | Authorized | Total | \$500,000 | | | | \$500,000 |
| Winnebago County | On R20 (20th Ave), Over BLUE EARTH RIVER, from 440th St N 0.25 miles to existing structure S9 T99 R26 | 6/20/2023 | Federal Aid | \$400,000 | | | | \$400,000 |
| 23240 | Bridge Replacement | | Regional Swap | \$100,000 | | | | \$100,000 |

HSIP

| | | | | | | | | |
|-----------------------------------|---------------------------------------|------------|----------------------|--------------------|--|--|--|--------------------|
| 53384 | HSIPX-003-5()-3L-35 | Authorized | Total | \$7,430,000 | | | | \$7,430,000 |
| Iowa Department of Transportation | IA 3: I-35 to .15 mi W of WCL Hampton | | Federal Aid | \$6,100,000 | | | | \$6,100,000 |
| 23483 | HMA Pavement - Miscellaneous | | Regional Swap | | | | | |

DOT Note: Project includes 3R and HSIP funds

| Project ID | Project Number | Approval Level | | 2023 | 2024 | 2025 | 2026 | Totals |
|------------|----------------|----------------|--|------|------|------|------|--------|
| Sponsor | Location | Letting Date | | | | | | |
| STIP ID | Work Codes | | | | | | | |

NHPP

| | | | | | | | | |
|-----------------------------------|--|------------|----------------------|--------------------|--|--|--|--------------------|
| 52515 | NHSX-18()-3H-41 | Authorized | Total | \$5,100,000 | | | | \$5,100,000 |
| Iowa Department of Transportation | US18: WCL of Britt east approx 3 miles and 0.4 mi W of W Jct US 69 east 1 mile | | Federal Aid | \$4,080,000 | | | | \$4,080,000 |
| 23053 | Pavement Widening, Pavement Rehab, Right of Way | | Regional Swap | | | | | |

STBG

| | | | | | | | | |
|-----------------------------------|---|------------|----------------------|--------------------|--|--|--|--------------------|
| 39278 | STP-15()-2C-55 | Authorized | Total | \$1,793,000 | | | | \$1,793,000 |
| Iowa Department of Transportation | IA15: Lotts Creek 6.3 mi S of Co Rd A42 | | Federal Aid | \$1,434,400 | | | | \$1,434,400 |
| 23080 | Culvert Replacement, Wetland Mitigation, Right of Way | | Regional Swap | | | | | |
| 35069 | STP-S-C066(84)-5E-66 | Authorized | Total | \$2,100,000 | | | | \$2,100,000 |
| Mitchell County | On S 70, from State Highway 9 9 miles to Highway 105 | 2/21/2023 | Federal Aid | \$1,500,000 | | | | \$1,500,000 |
| 23075 | Pavement Rehab | | Regional Swap | \$1,500,000 | | | | \$1,500,000 |
| 36213 | STP-S-C098(84)-5E-98 | Authorized | Total | \$1,500,000 | | | | \$1,500,000 |
| Worth County | On S 56, from A 39 N 7.7 miles to Co. 105 | 2/21/2023 | Federal Aid | \$500,000 | | | | \$500,000 |
| 23219 | HMA Resurfacing | | Regional Swap | \$500,000 | | | | \$500,000 |

RPA 3

| Project ID | Project Number | Approval Level | | 2023 | 2024 | 2025 | 2026 | Totals |
|------------|----------------|----------------|--|------|------|------|------|--------|
| Sponsor | Location | Letting Date | | | | | | |
| STIP ID | Work Codes | | | | | | | |

HBP

| | | | | | | | | |
|-----------------------------------|--|------------|--------------------|--------------------|--|--|--|--------------------|
| 39314 | BRF-59()-38-71 | Authorized | Total | \$374,000 | | | | \$374,000 |
| Iowa Department of Transportation | US59: Dry Run 0.4 mi N of N Jct IA 10 | | Federal Aid | \$299,200 | | | | \$299,200 |
| 23280 | Bridge Deck Overlay | | Regional | | | | | |
| | | | Swap | | | | | |
| 52389 | BROS-C072(79)--5F-72 | Authorized | Total | \$1,200,000 | | | | \$1,200,000 |
| Osceola County | On A 30, Over OCHEYEDAN RIVER, S35 T99 R40 | 9/19/2023 | Federal Aid | \$1,200,000 | | | | \$1,200,000 |
| 23486 | | | Regional | | | | | |
| | | | Swap | | | | | |
| 45973 | BROS-C074(112)--8J-74 | Authorized | Total | \$675,000 | | | | \$675,000 |
| Palo Alto County | On 400TH ST, Over DD 80, S12 T95 R32 | 8/15/2023 | Federal Aid | \$675,000 | | | | \$675,000 |
| 23197 | Bridge Replacement | | Regional | | | | | |
| | | | Swap | | | | | |
| 45974 | BROS-C074(113)--8J-74 | Authorized | Total | \$360,000 | | | | \$360,000 |
| Palo Alto County | On 350TH AVE, Over STREAM | 8/15/2023 | Federal Aid | \$360,000 | | | | \$360,000 |
| 23254 | Bridge Replacement | | Regional | | | | | |
| | | | Swap | | | | | |

HSIP

| | | | | | | | | |
|-----------------------------------|---|------------|--------------------|--------------------|--|--|--|--------------------|
| 52625 | HSIPX-10()-3L-84 | Authorized | Total | \$1,480,000 | | | | \$1,480,000 |
| Iowa Department of Transportation | IA10: Jay Ave Intersection in Orange City | | Federal Aid | \$1,332,000 | | | | \$1,332,000 |
| 23087 | Lighting, Traffic Signs | | Regional | | | | | |
| | | | Swap | | | | | |

NHPP

| | | | | | | | | |
|--------------|--|------------|--------------------|---------------------|--|--|--|---------------------|
| 21026 | NHSX-075-3(55)--3H-84 | Authorized | Total | \$10,253,000 | | | | \$10,253,000 |
| Sioux Center | In the city of Sioux Center, from approx. to 20th St S | 1/18/2023 | Federal Aid | \$7,264,000 | | | | \$7,264,000 |
| 23435 | to approx. 13th St S | | Regional | | | | | |
| | Pavement Rehab/Widen | | Swap | | | | | |

| Project ID | Project Number | Approval Level | | 2023 | 2024 | 2025 | 2026 | Totals |
|--|---|----------------|----------------------|--------------------|-----------------|-----------------|-----------------|--------------------|
| Sponsor | Location | Letting Date | | | | | | |
| STIP ID | Work Codes | | | | | | | |
| RTP | | | | | | | | |
| 52792 | NRT-C030(67)--9G-30 | Authorized | Total | \$1,425,230 | | | | \$1,425,230 |
| Dickinson County Board of Supervisors | On from 170th Ave, trail E 2.5 miles along abandoned RR ROW to Montgomery, IA | 7/18/2023 | Federal Aid | \$395,000 | | | | \$395,000 |
| 23247 | Ped/Bike Grade & Pave | | Regional Swap | | | | | |
| STBG | | | | | | | | |
| 141 | RGPL-PA03)--ST-00 | Authorized | Total | \$47,500 | \$47,500 | \$47,500 | \$47,500 | \$190,000 |
| RPA 3 | NWIPDC - RPA 3: RPA 3 FHWA PLANNING | | Federal Aid | \$38,000 | \$38,000 | \$38,000 | \$38,000 | \$152,000 |
| 23420 | Trans Planning | | Regional Swap | \$38,000 | \$38,000 | \$38,000 | \$38,000 | \$152,000 |
| 52492 | STP-4)--2C-32 | Authorized | Total | \$2,966,000 | | | | \$2,966,000 |
| Iowa Department of Transportation | IA4: 5th Ave N in Estherville to the Minnesota State Line | | Federal Aid | \$2,432,800 | | | | \$2,432,800 |
| 23064 | Pavement Rehab, Right of Way | | Regional Swap | \$300,000 | | | | \$300,000 |
| DOT Note: Project includes RPA STBG contribution of \$300,000. | | | | | | | | |
| 52622 | STP-4)--2C-32 | Authorized | Total | \$4,300,000 | | | | \$4,300,000 |
| Iowa Department of Transportation | IA4: 0.2 mi S of SCL Estherville to 5th Ave N | | Federal Aid | \$3,440,000 | | | | \$3,440,000 |
| 23047 | Pave | | Regional Swap | | | | | |
| 38904 | STP-S-C021(153)--5E-21 | Authorized | Total | \$1,800,000 | | | | \$1,800,000 |
| Clay County | On M27, from B40 North 6.0 Miles to City of Everly | 11/15/2022 | Federal Aid | \$900,000 | | | | \$900,000 |
| 23126 | | | Regional Swap | \$900,000 | | | | \$900,000 |
| 52724 | STP-S-C032(56)--5E-32 | Authorized | Total | \$1,120,000 | | | | \$1,120,000 |
| Emmet County | On A17, from N32 E 4 miles to N40 | 1/18/2023 | Federal Aid | \$472,000 | | | | \$472,000 |
| 23224 | Pave | | Regional Swap | \$472,000 | | | | \$472,000 |
| 20702 | STP-S-C060(126)--5E-60 | Authorized | Total | \$2,640,000 | | | | \$2,640,000 |
| Lyon County | On A18, from Big Sioux River East to Int of IA 9 | 5/16/2023 | Federal Aid | \$445,000 | | | | \$445,000 |
| 23231 | Pavement Rehab | | Regional Swap | \$445,000 | | | | \$445,000 |
| 38631 | STP-S-C074(111)--5E-74 | Authorized | Total | \$2,200,000 | | | | \$2,200,000 |
| Palo Alto County | On N28, from Highway 18 S to City of Ayshire | 2/21/2023 | Federal Aid | \$900,000 | | | | \$900,000 |

| | | | | | | | | | | | | | | |
|-----------------|----------------|--|-----------------|-----------|------------------|--|--|------------------|-------------|--|--|--|--|--|
| 23131 | Pavement Rehab | <table border="1"> <tr> <td data-bbox="1041 131 1199 167">Regional</td> <td data-bbox="1199 131 1354 167">\$900,000</td> <td data-bbox="1354 131 1501 167"></td> <td data-bbox="1501 131 1648 167"></td> <td data-bbox="1648 131 1795 167"></td> <td data-bbox="1795 131 1955 167">\$900,000</td> </tr> <tr> <td data-bbox="1041 167 1199 198">Swap</td> <td data-bbox="1199 167 1354 198"></td> <td data-bbox="1354 167 1501 198"></td> <td data-bbox="1501 167 1648 198"></td> <td data-bbox="1648 167 1795 198"></td> <td data-bbox="1795 167 1955 198"></td> </tr> </table> | Regional | \$900,000 | | | | \$900,000 | Swap | | | | | |
| Regional | \$900,000 | | | | \$900,000 | | | | | | | | | |
| Swap | | | | | | | | | | | | | | |

| Project ID | Project Number | Approval Level | | 2023 | 2024 | 2025 | 2026 | Totals |
|------------|----------------|----------------|--|------|------|------|------|--------|
| Sponsor | Location | Letting Date | | | | | | |
| STIP ID | Work Codes | | | | | | | |

STBG

| | | | | | | | | |
|--------------|--|------------|--------------------|--------------------|--|--|--|--------------------|
| 37582 | STP-S-C084(177)--5E-84 | Authorized | Total | \$2,504,000 | | | | \$2,504,000 |
| Sioux County | On 400th St. (B40), from near 7th Ave. SE in Sioux Center east approximately 5.5 miles to Jefferson Ave. (K64) | 2/21/2023 | Federal Aid | \$1,080,000 | | | | \$1,080,000 |
| 23104 | | | Regional | \$1,080,000 | | | | \$1,080,000 |
| | Pavement Rehab/Widen | | Swap | | | | | |

RPA 4

| Project ID | Project Number | Approval Level | | 2023 | 2024 | 2025 | 2026 | Totals |
|------------|----------------|----------------|--|------|------|------|------|--------|
| Sponsor | Location | Letting Date | | | | | | |
| STIP ID | Work Codes | | | | | | | |

HBP

| | | | | | | | | |
|-----------------------------------|--|------------|--------------------|--------------------|--|--|--|--------------------|
| 39321 | BRF-140)--38-75 | Authorized | Total | \$235,000 | | | | \$235,000 |
| Iowa Department of Transportation | IA140: Rathburn Creek 3.3 mi S of Co Rd C38 | | Federal Aid | \$188,000 | | | | \$188,000 |
| 23320 | Bridge Deck Overlay | | Regional | | | | | |
| | | | Swap | | | | | |
| 39319 | BRF-140)--38-75 | Authorized | Total | \$531,000 | | | | \$531,000 |
| Iowa Department of Transportation | IA140: W Fork Little Sioux River 1.5 mi N of Co Rd C66 | | Federal Aid | \$424,800 | | | | \$424,800 |
| 23234 | Bridge Deck Overlay | | Regional | | | | | |
| | | | Swap | | | | | |
| 39320 | BRF-140)--38-75 | Authorized | Total | \$142,000 | | | | \$142,000 |
| Iowa Department of Transportation | IA140: Clear Creek 2.8 mi S of IA 3 | | Federal Aid | \$113,600 | | | | \$113,600 |
| 23337 | Bridge Deck Overlay | | Regional | | | | | |
| | | | Swap | | | | | |
| 39304 | BRF-175)--38-67 | Authorized | Total | \$1,050,000 | | | | \$1,050,000 |
| Iowa Department of Transportation | IA175: Maple River 3.8 mi E of Co Rd L20 | | Federal Aid | \$840,000 | | | | \$840,000 |
| 23138 | Bridge Deck Overlay | | Regional | | | | | |
| | | | Swap | | | | | |
| 39305 | BRF-175)--38-67 | Authorized | Total | \$816,000 | | | | \$816,000 |
| Iowa Department of Transportation | IA175: Ditch 3.0 mi E of Co Rd L12 | | Federal Aid | \$652,800 | | | | \$652,800 |
| 23165 | Bridge Deck Overlay | | Regional | | | | | |
| | | | Swap | | | | | |

HSIP

| | | | | | | | | |
|-----------------------------------|---------------------------------|------------|--------------------|------------------|--|--|--|------------------|
| 48455 | RRP-3)--48-75 | Authorized | Total | \$600,000 | | | | \$600,000 |
| Iowa Department of Transportation | IA3: NEAR 1ST AVE NE IN LE MARS | | Federal Aid | \$540,000 | | | | \$540,000 |
| 23438 | Pavement Rehab, Right of Way | | Regional | | | | | |
| | | | Swap | | | | | |

| Project ID | Project Number | Approval Level | | 2023 | 2024 | 2025 | 2026 | Totals |
|------------|----------------|----------------|--|------|------|------|------|--------|
| Sponsor | Location | Letting Date | | | | | | |
| STIP ID | Work Codes | | | | | | | |

NHPP

| | | | | | | | | |
|-----------------------------------|---|------------|----------------------|---------------------|---------------------|------------------|--|---------------------|
| 39379 | IMX-29()--02-97 | Authorized | Total | \$13,631,000 | | \$238,000 | | \$13,869,000 |
| Iowa Department of Transportation | I29: IA 141 Interchange | | Federal Aid | \$12,267,900 | | \$214,200 | | \$12,482,100 |
| 23474 | Bridge Replacement, Erosion Control | | Regional Swap | | | | | |
| 38246 | NHSX-75()--3H-75 | Authorized | Total | \$21,900,000 | \$23,765,000 | \$342,000 | | \$46,007,000 |
| Iowa Department of Transportation | US75: N of Maple St in Hinton to S of 2nd St in Merrill | | Federal Aid | \$17,520,000 | \$19,012,000 | \$273,600 | | \$36,805,600 |
| 23368 | Culvert New, Erosion Control | | Regional Swap | | | | | |

RTP

| | | | | | | | | |
|---------|---|------------|----------------------|--------------------|--|--|--|--------------------|
| 52727 | NRT-4257(634)--9G-75 | Authorized | Total | \$1,750,893 | | | | \$1,750,893 |
| Le Mars | In the city of Le Mars, from County Road C38 and Key Avenue to just north of the Floyd River/ U.S. 75 intersection. | 4/18/2023 | Federal Aid | \$300,000 | | | | \$300,000 |
| 23278 | Recreational Trail | | Regional Swap | | | | | |

STBG

| | | | | | | | | |
|-----------------------------------|---|------------|----------------------|--------------------|--|--|--|--------------------|
| 37804 | RGTR-PA04()--ST-00 | Authorized | Total | \$102,400 | | | | \$102,400 |
| RPA 4 | One (1) Light Duty Bus, ADA compliant | | Federal Aid | \$81,400 | | | | \$81,400 |
| 23348 | Transit Investments | | Regional Swap | \$81,400 | | | | \$81,400 |
| 52579 | STP-003-1(099)--2C-75 | Authorized | Total | \$1,040,000 | | | | \$1,040,000 |
| Iowa Department of Transportation | IA3: South Dakota to S Jct IA 12 | | Federal Aid | \$832,000 | | | | \$832,000 |
| 23428 | Pavement Rehab | | Regional Swap | | | | | |
| 39094 | STP-S-C047(61)--5E-47 | Authorized | Total | \$1,130,000 | | | | \$1,130,000 |
| Ida County | On D 50, from the intersection of Woodbury Ave and D50 E 2 miles to the intersection of D50 and L51 | 6/20/2023 | Federal Aid | \$904,000 | | | | \$904,000 |
| 23125 | PCC Overlay - Unbonded, Longitudinal Subdrains, Granular Shoulders | | Regional Swap | \$904,000 | | | | \$904,000 |
| 37319 | STP-S-C067(92)--5E-67 | Authorized | Total | \$2,356,000 | | | | \$2,356,000 |
| Monona County | On E16, from Mapleton East 5.5 Miles to Woodbury County Line | 11/15/2022 | Federal Aid | \$1,160,000 | | | | \$1,160,000 |
| | HMA Pavement - Replace | | Regional Swap | \$1,160,000 | | | | \$1,160,000 |
| | | | | \$700,000 | | | | \$700,000 |

PA Note: Project includes STBG and SWAP-HSIP funds.

| Project ID | Project Number | Approval Level | | 2023 | 2024 | 2025 | 2026 | Totals |
|------------|----------------|----------------|--|------|------|------|------|--------|
| Sponsor | Location | Letting Date | | | | | | |
| STIP ID | Work Codes | | | | | | | |

STBG-HBP

| | | | | | | | | |
|-----------------|---|------------|----------------------|--------------------|--|--|--|--------------------|
| 18344 | BRS-C097(147)--60-97 | Authorized | Total | \$1,000,000 | | | | \$1,000,000 |
| Woodbury County | On D12, Over Pierson Creek, from Mason Ave E 0.8 miles to Michigan Ave S9 T89 R42 | 3/21/2023 | Federal Aid | \$800,000 | | | | \$800,000 |
| 23451 | Bridge Replacement | | Regional Swap | \$200,000 | | | | \$200,000 |

RPA 5

| Project ID | Project Number | Approval Level | | 2023 | 2024 | 2025 | 2026 | Totals |
|------------|----------------|----------------|--|------|------|------|------|--------|
| Sponsor | Location | Letting Date | | | | | | |
| STIP ID | Work Codes | | | | | | | |

HBP

| | | | | | | | | |
|-----------------------------------|--|------------|----------------------|--------------------|--|--|--|--------------------|
| 49789 | BHOS-C040(109)--5N-40 | Authorized | Total | \$650,000 | | | | \$650,000 |
| Hamilton County | On D 20, Over BOONE RIVER, S31 T89 R25 | 6/20/2023 | Federal Aid | \$650,000 | | | | \$650,000 |
| 23210 | Bridge Rehabilitation | | Regional Swap | | | | | |
| 39258 | BRF-169()--38-46 | Authorized | Total | \$710,000 | | | | \$710,000 |
| Iowa Department of Transportation | US169: Trulner Creek 0.2 mi S of Co Rd C20 | | Federal Aid | \$568,000 | | | | \$568,000 |
| 23238 | Bridge Deck Overlay | | Regional Swap | | | | | |
| 39375 | BRF-20()--38-94 | Authorized | Total | \$1,348,000 | | | | \$1,348,000 |
| Iowa Department of Transportation | US20: Co Rd D20 and UP RR 0.4 mi E of Co Rd D36 (EB) | | Federal Aid | \$1,078,400 | | | | \$1,078,400 |
| 23105 | Bridge Deck Overlay | | Regional Swap | | | | | |
| 39389 | BRF-69()--38-99 | Authorized | Total | \$900,000 | | | | \$900,000 |
| Iowa Department of Transportation | US69: Drainage Ditch 5 3.7 mi S of IA 3 | | Federal Aid | \$720,000 | | | | \$720,000 |
| 23237 | Culvert Replacement, Right of Way | | Regional Swap | | | | | |
| 39374 | BRF-7()--38-94 | Authorized | Total | \$634,000 | | | | \$634,000 |
| Iowa Department of Transportation | IA7: South Lizard Creek 0.8 mi E of W Jct Co Rd P29 | | Federal Aid | \$507,200 | | | | \$507,200 |
| 23206 | Bridge Deck Overlay | | Regional Swap | | | | | |
| 39372 | BRF-926()--38-94 | Authorized | Total | \$7,510,000 | | | | \$7,510,000 |
| Iowa Department of Transportation | I926: Business US 20 over Des Moines River and B Ave 1.3 mi N of S Jct US 169 (WB) | | Federal Aid | \$6,008,000 | | | | \$6,008,000 |
| 23382 | Bridge Replacement, Right of Way | | Regional Swap | | | | | |
| 39373 | BRF-926()--38-94 | Authorized | Total | \$9,103,000 | | | | \$9,103,000 |
| Iowa Department of Transportation | IA926: Business US 20 over CN RR and 7th St 1.5 mi N of S Jct US 169 (WB) | | Federal Aid | \$7,282,400 | | | | \$7,282,400 |
| 23378 | Bridge New, Right of Way | | Regional Swap | | | | | |

| Project ID | Project Number | Approval Level | | 2023 | 2024 | 2025 | 2026 | Totals |
|------------|----------------|----------------|--|------|------|------|------|--------|
| Sponsor | Location | Letting Date | | | | | | |
| STIP ID | Work Codes | | | | | | | |

HBP

| | | | | | | | | |
|---------------|--|------------|----------------------|--------------------|--|--|--|--------------------|
| 47118 | BRS-8550(601)--60-99 | Authorized | Total | \$1,500,000 | | | | \$1,500,000 |
| Wright County | In the city of Woolstock, On 330TH ST, Over EAGLE CREEK, S31 T90 R25 | 9/19/2023 | Federal Aid | \$1,200,000 | | | | \$1,200,000 |
| 23121 | Bridge Replacement-PPCB | | Regional Swap | \$300,000 | | | | \$300,000 |
| 36518 | BRS-C099(101)--60-99 | Authorized | Total | \$400,000 | | | | \$400,000 |
| Wright County | On R59, Over WHEELER CREEK, on WLINE S20 T91 R23 | 1/18/2023 | Federal Aid | \$320,000 | | | | \$320,000 |
| 23270 | Bridge Replacement | | Regional Swap | \$80,000 | | | | \$80,000 |

HSIP

| | | | | | | | | |
|-----------------------------------|-------------------------------|------------|----------------------|------------------|--|--|--|------------------|
| 52990 | HSIPX-020-3)--3L-94 | Authorized | Total | \$600,000 | | | | \$600,000 |
| Iowa Department of Transportation | US20: Poplar Ave Intersection | | Federal Aid | \$540,000 | | | | \$540,000 |
| 23473 | PCC Pavement - Grade and New | | Regional Swap | | | | | |

RTP

| | | | | | | | | |
|-------------------------------------|---|------------|----------------------|--------------------|--|--|--|--------------------|
| 49773 | NRT-C094(133)--9G-94 | Authorized | Total | \$3,660,000 | | | | \$3,660,000 |
| Webster County Board of Supervisors | Trail along P59 from 170th St in Webster County north to 2nd Ave SE in Badger | 8/15/2023 | Federal Aid | \$940,228 | | | | \$940,228 |
| 23477 | Ped/Bike Paving | | Regional Swap | | | | | |

DOT Note: Project to obligate using Z970

RPA 6

| Project ID | Project Number | Approval Level | | 2023 | 2024 | 2025 | 2026 | Totals |
|------------|----------------|----------------|--|------|------|------|------|--------|
| Sponsor | Location | Letting Date | | | | | | |
| STIP ID | Work Codes | | | | | | | |

HSIP

| | | | | | | | | |
|---|---|------------|--------------------|--------------------|--|--|--|--------------------|
| 52989 | HSIPX-063-5()--3L-86 | Authorized | Total | \$1,660,000 | | | | \$1,660,000 |
| Iowa Department of Transportation 23472 | US63: N of Iowa River in Tama to NCL Toledo HMA Pavement - New, HMA Pavement - Replace | | Federal Aid | \$1,500,000 | | | | \$1,500,000 |
| | | | Regional | | | | | |
| | | | Swap | | | | | |
| DOT Note: Project includes 3R and HSIP funds. | | | | | | | | |
| 52988 | HSIPX-146-2()--3L-79 | Authorized | Total | \$550,000 | | | | \$550,000 |
| Iowa Department of Transportation 23471 | IA146: Co Rd F62 Intersection near Searsboro PCC Pavement - Grade and New | | Federal Aid | \$495,000 | | | | \$495,000 |
| | | | Regional | | | | | |
| | | | Swap | | | | | |

NHPP

| | | | | | | | | |
|--|--|------------|--------------------|--------------------|--|--|--|--------------------|
| 53385 | NHSX-030-5()--3H-64 | Authorized | Total | \$3,600,000 | | | | \$3,600,000 |
| Iowa Department of Transportation 23484 | US30: E of Durham Ave in State Center E to 6.5 mi (EB) HMA Pavement - Miscellaneous | | Federal Aid | \$2,880,000 | | | | \$2,880,000 |
| | | | Regional | | | | | |
| | | | Swap | | | | | |
| 52593 | NHSX-20()--3H-42 | Authorized | Total | \$2,480,000 | | | | \$2,480,000 |
| Iowa Department of Transportation 23079 | US20: South Fork Iowa River 1.0 mi E of Co Rd S27 to US 65 (WB) Pavement Rehab | | Federal Aid | \$1,984,000 | | | | \$1,984,000 |
| | | | Regional | | | | | |
| | | | Swap | | | | | |

RPA 7

| Project ID | Project Number | Approval Level | | 2023 | 2024 | 2025 | 2026 | Totals |
|------------|----------------|----------------|--|------|------|------|------|--------|
| Sponsor | Location | Letting Date | | | | | | |
| STIP ID | Work Codes | | | | | | | |

HBP

| | | | | | | | | |
|--|--|------------|--------------------|--------------------|--|--|--|--------------------|
| 39184 | BRF-57()-38-12 | Authorized | Total | \$1,330,000 | | | | \$1,330,000 |
| Iowa Department of Transportation 23174 | IA57: Ditch 2.1 mi E of E Jct IA 14 Culvert Replacement, Right of Way | | Federal Aid | \$1,064,000 | | | | \$1,064,000 |
| | | | Regional | | | | | |
| | | | Swap | | | | | |
| 37889 | BRF-57()-38-12 | Authorized | Total | \$1,848,000 | | | | \$1,848,000 |
| Iowa Department of Transportation 23108 | IA57: Gran Creek 0.5 mi E of Co Rd T19 Culvert Replacement, Right of Way | | Federal Aid | \$1,478,400 | | | | \$1,478,400 |
| | | | Regional | | | | | |
| | | | Swap | | | | | |
| 52720 | BROS-3102(603)--5F-12 | Authorized | Total | \$1,400,000 | | | | \$1,400,000 |
| Greene 23162 | In the city of Greene, On TRAER ST, Over OVERFLOW-SHELL ROCK RIVER, S1 T93 R17 Bridge Replacement | 3/21/2023 | Federal Aid | \$1,000,000 | | | | \$1,000,000 |
| | | | Regional | | | | | |
| | | | Swap | | | | | |
| 37171 | BROS-C012(123)--8J-12 | Authorized | Total | \$900,000 | | | | \$900,000 |
| Butler County 23130 | On CEDAR AVE, Over BEAVER CREEK, from 335th Street north 0.6 miles to bridge Bridge Replacement | 1/18/2023 | Federal Aid | \$900,000 | | | | \$900,000 |
| | | | Regional | | | | | |
| | | | Swap | | | | | |
| 37709 | BROS-C019(109)--8J-19 | Authorized | Total | \$850,000 | | | | \$850,000 |
| Chickasaw County 23137 | On 180th Street, over Crane Creek River, S32, T96, R11 Bridge Replacement-CCS | 1/18/2023 | Federal Aid | \$850,000 | | | | \$850,000 |
| | | | Regional | | | | | |
| | | | Swap | | | | | |
| 30990 | BRS-C012(113)--60-12 | Authorized | Total | \$2,400,000 | | | | \$2,400,000 |
| Butler County 23450 | On T55, Over OVERFLOW W FORK CEDAR RIV, from 280th Street South 1800 Feet to Bridge Bridge Replacement | 3/21/2023 | Federal Aid | \$1,920,000 | | | | \$1,920,000 |
| | | | Regional | | | | | |
| | | | Swap | \$480,000 | | | | \$480,000 |

| Project ID | Project Number | Approval Level | | 2023 | 2024 | 2025 | 2026 | Totals |
|------------|----------------|----------------|--|------|------|------|------|--------|
| Sponsor | Location | Letting Date | | | | | | |
| STIP ID | Work Codes | | | | | | | |

HSIP

| | | | | | | | | |
|-----------------------------------|--|------------|----------------------|--------------------|--|--|--|--------------------|
| 52987 | HSIP-003-6(--3L-09 | Authorized | Total | \$4,000,000 | | | | \$4,000,000 |
| Iowa Department of Transportation | IA 3: 0.1 mi E of Cedar River Parkway to US 63 | | Federal Aid | \$3,360,000 | | | | \$3,360,000 |
| 23470 | HMA Pavement - Replace, HMA Pavement - Miscellaneous | | Regional Swap | | | | | |

DOT Note: Project includes 3R and HSIP funds.

NHPP

| | | | | | | | | |
|-----------------------------------|--|------------|----------------------|---------------------|--|---------------------|------------------|---------------------|
| 53383 | NHSX-063-7(109)--3H-09 | Authorized | Total | \$3,600,000 | | | | \$3,600,000 |
| Iowa Department of Transportation | US63: .55 mi S of Co Rd C33 to 2 mi S of Chickasaw Co (SB) | | Federal Aid | \$2,880,000 | | | | \$2,880,000 |
| 23482 | HMA Pavement - Miscellaneous | | Regional Swap | | | | | |
| 52489 | NHSX-218(--3H-7 | Authorized | Total | \$21,375,000 | | \$21,136,000 | \$436,000 | \$42,947,000 |
| Iowa Department of Transportation | US218: Cedar River in Janesville to IA 116 in Waverly | | Federal Aid | \$17,100,000 | | \$16,908,800 | \$348,800 | \$34,357,600 |
| 23369 | Bridge New, Grading | | Regional Swap | | | | | |

STBG

| | | | | | | | | |
|-------|---------------------------------------|------------|----------------------|-----------------|-----------------|-----------------|-----------------|------------------|
| 1403 | RGPL--PA07(RTP)--ST-00 | Authorized | Total | \$50,000 | \$50,000 | \$50,000 | \$50,000 | \$200,000 |
| RPA 7 | RPA 7 General Transportation Planning | | Federal Aid | \$40,000 | \$40,000 | \$40,000 | \$40,000 | \$160,000 |
| 23418 | Trans Planning | | Regional Swap | | | | | |

PA Note: RPA 7 General Transportation Planning (TIP, PPP, TPWP, SRP, LRP)

| | | | | | | | | |
|---------------|---|------------|----------------------|--------------------|--|--|--|--------------------|
| 45058 | RGTR-PA07(--ST-00 | Authorized | Total | \$85,000 | | | | \$85,000 |
| RPA 7 | Replace one van (Unit #V061) | | Federal Aid | \$68,000 | | | | \$68,000 |
| 23351 | Transit Investments | | Regional Swap | \$68,000 | | | | \$68,000 |
| 35024 | STP-S-C009(92)--5E-09 | Authorized | Total | \$900,000 | | | | \$900,000 |
| Bremer County | On C50, from East Corporate Limits of Janesville E 3.5 miles to V25 | 3/21/2023 | Federal Aid | \$600,000 | | | | \$600,000 |
| 23179 | Pavement Rehab | | Regional Swap | \$600,000 | | | | \$600,000 |
| 34855 | STP-S-C038(130)--5E-38 | Authorized | Total | \$2,500,000 | | | | \$2,500,000 |
| Grundy County | On D67, from Hardin County E 7 miles to the east Conrad Corp. limit | 8/15/2023 | Federal Aid | \$819,000 | | | | \$819,000 |
| 23462 | Pavement Rehab | | Regional Swap | \$819,000 | | | | \$819,000 |

| Project ID | Project Number | Approval Level | | 2023 | 2024 | 2025 | 2026 | Totals |
|------------|----------------|----------------|--|------|------|------|------|--------|
| Sponsor | Location | Letting Date | | | | | | |
| STIP ID | Work Codes | | | | | | | |

TAP

| | | | | | | | | |
|---------|---|------------|--------------------|------------------|--|--|--|------------------|
| 39128 | TAP-U-8190(638)--8I-09 | Authorized | Total | \$235,000 | | | | \$235,000 |
| Waverly | In the city of Waverly, along 10th Ave SW, from SW 16th St to utility access driveway, then west to Heritage Way Ped/Bike Grade & Pave | 12/20/2022 | Federal Aid | \$184,000 | | | | \$184,000 |
| 23321 | | | Regional | \$51,000 | | | | \$51,000 |
| | | | Swap | | | | | |

DOT Note: STBG-TAP funds are regional- having problems getting box checked. SE 10/7/22

RPA 8

| Project ID | Project Number | Approval Level | | 2023 | 2024 | 2025 | 2026 | Totals |
|------------|----------------|----------------|--|------|------|------|------|--------|
| Sponsor | Location | Letting Date | | | | | | |
| STIP ID | Work Codes | | | | | | | |

HBP

| | | | | | | | | |
|-----------------------------------|---|------------|--------------------|------------------|--|--|--|------------------|
| 39209 | BRF-136()--38-23 | Authorized | Total | \$367,000 | | | | \$367,000 |
| Iowa Department of Transportation | IA136: Deep Creek 0.2 mi S of Co Rd Z2E | | Federal Aid | \$293,600 | | | | \$293,600 |
| 23282 | Bridge Deck Overlay | | Regional | | | | | |
| | | | Swap | | | | | |
| 39262 | BRF-64()--38-49 | Authorized | Total | \$742,000 | | | | \$742,000 |
| Iowa Department of Transportation | IA64: Prairie Creek 0.4 mi E of IA 62 | | Federal Aid | \$593,600 | | | | \$593,600 |
| 23185 | Bridge Deck Overlay | | Regional | | | | | |
| | | | Swap | | | | | |
| 39263 | BRF-64()--38-49 | Authorized | Total | \$416,000 | | | | \$416,000 |
| Iowa Department of Transportation | IA64: Stream 0.1 mi W of Co Rd E29 | | Federal Aid | \$332,800 | | | | \$332,800 |
| 23305 | Bridge Deck Overlay | | Regional | | | | | |
| | | | Swap | | | | | |
| 37106 | BROS-C031(116)--8J-31 | Authorized | Total | \$375,000 | | | | \$375,000 |
| Dubuque County | On Fishpond Road, S3 T88N R1W | 6/20/2023 | Federal Aid | \$375,000 | | | | \$375,000 |
| 23460 | Bridge Replacement | | Regional | | | | | |
| | | | Swap | | | | | |
| 37302 | BROS-C031(117)--5F-31 | Authorized | Total | \$400,000 | | | | \$400,000 |
| Dubuque County | On Clear Creek Road, in W1/4 S14 T90N R2W | 6/20/2023 | Federal Aid | \$400,000 | | | | \$400,000 |
| 23257 | Bridge Replacement | | Regional | | | | | |
| | | | Swap | | | | | |

NHPP

| | | | | | | | | |
|-----------------------------------|--|------------|--------------------|---------------------|--|--|--|---------------------|
| 52569 | NHSX-30()--3H-23 | Authorized | Total | \$12,419,000 | | | | \$12,419,000 |
| Iowa Department of Transportation | US30: W of N Jct US 61 to W Jct US 67 | | Federal Aid | \$9,935,200 | | | | \$9,935,200 |
| 23008 | Pavement Rehab | | Regional | | | | | |
| | | | Swap | | | | | |
| 52587 | NHSX-61()--3H-23 | Authorized | Total | \$3,452,000 | | | | \$3,452,000 |
| Iowa Department of Transportation | US61: Silver Creek S of De Witt to S of Old IA 956 | | Federal Aid | \$2,761,600 | | | | \$2,761,600 |
| 23035 | Pavement Rehab | | Regional | | | | | |
| | | | Swap | | | | | |

| Project ID | Project Number | Approval Level | | 2023 | 2024 | 2025 | 2026 | Totals |
|---|--|----------------|--------------------|--------------------|-----------------|-----------------|-----------------|--------------------|
| Sponsor | Location | Letting Date | | | | | | |
| STIP ID | Work Codes | | | | | | | |
| STBG | | | | | | | | |
| 478 | RGPL-PA08(RTP)--ST-00 | Authorized | Total | \$86,969 | \$86,969 | \$86,969 | \$86,969 | \$347,876 |
| RPA 8 | On ECIA Transportation Planning | | Federal Aid | \$69,575 | \$69,575 | \$69,575 | \$69,575 | \$278,300 |
| 23415 | Trans Planning | | Regional | \$69,575 | \$69,575 | \$69,575 | \$69,575 | \$278,300 |
| | | | Swap | | | | | |
| 52655 | STP-62()--2C-49 | Authorized | Total | \$4,511,000 | | | | \$4,511,000 |
| Iowa Department of Transportation | IA62: IA 64 in Maquoketa to approx. 1000' north of Co Rd Y61 N of Andrew | | Federal Aid | \$3,718,800 | | | | \$3,718,800 |
| 23026 | Pavement Rehab | | Regional | | | | | |
| | | | Swap | | | | | |
| DOT Note: This Project has STBG and HSIP Funds | | | | | | | | |
| 44629 | STP-S-C028(100)--5E-28 | Authorized | Total | \$2,499,342 | | | | \$2,499,342 |
| Delaware County | On Robinson Road (W63), from Linn County Line N 4.7 miles | 11/15/2022 | Federal Aid | \$1,499,342 | | | | \$1,499,342 |
| 23076 | | | Regional | \$1,499,342 | | | | \$1,499,342 |
| | | | Swap | | | | | |
| 49845 | STP-U-PA08()--70-23 | Authorized | Total | \$25,000 | \$25,000 | \$25,000 | \$25,000 | \$100,000 |
| RPA 8 | On Manufacturing Drive and Bluff Boulevard, From US 30 to 7th Ave N | | Federal Aid | \$20,000 | \$20,000 | \$20,000 | \$20,000 | \$80,000 |
| 23422 | Trans Planning | | Regional | \$20,000 | \$20,000 | \$20,000 | \$20,000 | \$80,000 |
| | | | Swap | | | | | |
| PA Note: Funding was approved for RPA 8 to help the City of Clinton administer RAISE grant. | | | | | | | | |
| 49727 | STP-U-PA08()--70-49 | Authorized | Total | \$12,500 | \$12,500 | | | \$25,000 |
| RPA 8 | On Platt St, from US 61 E 1.7 miles to HYW 64 | | Federal Aid | \$10,000 | \$10,000 | | | \$20,000 |
| 23426 | Trans Planning | | Regional | \$10,000 | \$10,000 | | | \$20,000 |
| | | | Swap | | | | | |

RPA 9

| Project ID | Project Number | Approval Level | | 2023 | 2024 | 2025 | 2026 | Totals |
|------------|----------------|----------------|--|------|------|------|------|--------|
| Sponsor | Location | Letting Date | | | | | | |
| STIP ID | Work Codes | | | | | | | |

HBP

| | | | | | | | | |
|-----------------------------------|--|------------|--------------------|------------------|--|--|--|------------------|
| 39310 | BRF-6)--38-70 | Authorized | Total | \$787,000 | | | | \$787,000 |
| Iowa Department of Transportation | US6: Sugar Creek 1.7 mi W of W Jct IA 38 | | Federal Aid | \$629,600 | | | | \$629,600 |
| 23171 | Bridge Deck Overlay | | Regional | | | | | |
| | | | Swap | | | | | |
| 39309 | BRF-6)--38-70 | Authorized | Total | \$493,000 | | | | \$493,000 |
| Iowa Department of Transportation | US6: IAIS RR 1.2 mi E of IA 38 | | Federal Aid | \$394,400 | | | | \$394,400 |
| 23248 | Bridge Deck Overlay | | Regional | | | | | |
| | | | Swap | | | | | |

STBG

| | | | | | | | | |
|--------------|---|------------|--------------------|--------------------|--|--|--|--------------------|
| 35835 | STP-S-C082(69)--5E-82 | Authorized | Total | \$5,100,000 | | | | \$5,100,000 |
| Scott County | On F58 from 14th Ave to 60th Ave | 12/20/2022 | Federal Aid | \$3,760,000 | | | | \$3,760,000 |
| 23430 | HMA Resurfacing/Cold-in-Place Recycling | | Regional | \$4,160,000 | | | | \$4,160,000 |
| | | | Swap | \$940,000 | | | | \$940,000 |

TAP

| | | | | | | | | |
|------------|---|------------|--------------------|------------------|--|--|--|------------------|
| 39494 | TAP-R-4497(602)--8T-82 | Authorized | Total | \$480,000 | | | | \$480,000 |
| Long Grove | In the city of Long Grove, On 1st St Multi-Use Use Path, from E Grove Rd N to Pine St | 9/19/2023 | Federal Aid | \$384,000 | | | | \$384,000 |
| 23250 | Ped/Bike Grade & Pave | | Regional | \$384,000 | | | | \$384,000 |
| | | | Swap | | | | | |

RPA 10

| Project ID | Project Number | Approval Level | | 2023 | 2024 | 2025 | 2026 | Totals |
|------------|----------------|----------------|--|------|------|------|------|--------|
| Sponsor | Location | Letting Date | | | | | | |
| STIP ID | Work Codes | | | | | | | |

Earmark

| | | | | | | | | |
|---|---|------------|----------------------|--------------------|--|--|--|--------------------|
| 52730 | HDP-038-2(050)--71-16 | Authorized | Total | \$8,000,000 | | | | \$8,000,000 |
| Tipton | In the city of Tipton, On IA 38, from South St N 0.65 miles to IA 130 | 2/21/2023 | Federal Aid | \$4,020,000 | | | | \$4,020,000 |
| 23055 | PCC Pavement - Grade and Replace | | Regional Swap | | | | | |
| DOT Note: DOT is contributing \$2,525,000 to project which is included in programmed amount | | | | | | | | |

HBP

| | | | | | | | | |
|-----------------------------------|--|------------|----------------------|--------------------|--|--|--|--------------------|
| 39174 | BRF-150()-38-6 | Authorized | Total | \$1,054,000 | | | | \$1,054,000 |
| Iowa Department of Transportation | IA150: Cedar River 1.0 mi S of Co Rd E16 | | Federal Aid | \$843,200 | | | | \$843,200 |
| 23175 | Bridge Deck Overlay | | Regional Swap | | | | | |
| 47221 | BROS-C048(95)--8J-48 | Authorized | Total | \$580,000 | | | | \$580,000 |
| Iowa County | On 200TH ST, Over CLEAR CREEK, S28 T80 R09 | 1/18/2023 | Federal Aid | \$580,000 | | | | \$580,000 |
| 23188 | Bridge Replacement-CCS | | Regional Swap | | | | | |
| 47013 | BROS-C057(164)--8J-57 | Authorized | Total | \$400,000 | | | | \$400,000 |
| Linn County | On WAUBEEK RD, Over TRIB WAPSIPINICON R, S14 T85 R06 | 1/18/2023 | Federal Aid | \$400,000 | | | | \$400,000 |
| 23241 | Culvert Replacement | | Regional Swap | | | | | |

HSIP

| | | | | | | | | |
|-----------------------------------|---|------------|----------------------|--------------------|--|--|--|--------------------|
| 52550 | HSIPX-1()-3L-57 | Authorized | Total | \$170,000 | | | | \$170,000 |
| Iowa Department of Transportation | IA1: Business 30 SW Intersection in Mt Vernon | | Federal Aid | \$153,000 | | | | \$153,000 |
| 23344 | Pavement Markings | | Regional Swap | | | | | |
| 52630 | HSIPX-151()-3L-53 | Authorized | Total | \$2,200,000 | | | | \$2,200,000 |
| Iowa Department of Transportation | US151: Old Dubuque Intersection in Anamosa | | Federal Aid | \$1,980,000 | | | | \$1,980,000 |
| 23128 | Pave | | Regional Swap | | | | | |

| Project ID | Project Number | Approval Level | | 2023 | 2024 | 2025 | 2026 | Totals |
|------------|----------------|----------------|--|------|------|------|------|--------|
| Sponsor | Location | Letting Date | | | | | | |
| STIP ID | Work Codes | | | | | | | |

NHPP

| | | | | | | | | |
|-----------------------------------|---|------------|----------------------|---------------------|--|------------------|--|---------------------|
| 39193 | IM-80)--13-16 | Authorized | Total | \$661,000 | | | | \$661,000 |
| Iowa Department of Transportation | I80: Co Rd Y26 and Co Rd Y30 Interchange Ramps | | Federal Aid | \$594,900 | | | | \$594,900 |
| 23183 | Pavement Rehab | | Regional Swap | | | | | |
| 38216 | NHSX-30)--3H-6 | Authorized | Total | \$34,949,000 | | \$227,000 | | \$35,176,000 |
| Iowa Department of Transportation | US30: 11th Ave Dr to W Jct US 218 | | Federal Aid | \$27,959,200 | | \$181,600 | | \$28,140,800 |
| 23427 | Culvert Replacement, Erosion Control | | Regional Swap | | | | | |
| 38214 | NHSX-92)--3H-92 | Authorized | Total | \$21,615,000 | | \$267,000 | | \$21,882,000 |
| Iowa Department of Transportation | IA92: E of US 218 to IA 70 in Columbus Junction | | Federal Aid | \$17,292,000 | | \$213,600 | | \$17,505,600 |
| 23372 | Culvert New, Right of Way | | Regional Swap | | | | | |

STBG

| | | | | | | | | |
|---|--|------------|----------------------|--------------------|------------------|------------------|------------------|--------------------|
| 16834 | RGPL-PA10)--ST-00 | Authorized | Total | \$322,500 | \$115,000 | \$120,000 | \$120,000 | \$677,500 |
| RPA 10 | Region 10-ECICOG: Region 10 Planning | | Federal Aid | \$258,000 | \$92,000 | \$96,000 | \$100,000 | \$546,000 |
| 23408 | Trans Planning | | Regional Swap | \$258,000 | \$92,000 | \$96,000 | \$100,000 | \$546,000 |
| 52594 | STP-149)--2C-48 | Authorized | Total | \$3,161,000 | | | | \$3,161,000 |
| Iowa Department of Transportation | IA149: Keokuk Co Line to Co Rd V66 | | Federal Aid | \$2,528,800 | | | | \$2,528,800 |
| 23040 | Pavement Rehab | | Regional Swap | | | | | |
| 52641 | STP-64)--2C-53 | Authorized | Total | \$3,400,000 | | | | \$3,400,000 |
| Iowa Department of Transportation | IA64: US 151 to E Jct IA 38 | | Federal Aid | \$2,900,000 | | | | \$2,900,000 |
| 23061 | PCC Paved Shoulder - New | | Regional Swap | | | | | |
| DOT Note: Project has STBG and HSIP Funds | | | | | | | | |
| 38580 | STP-S-C048(94)--5E-48 | Authorized | Total | \$2,000,000 | | | | \$2,000,000 |
| Iowa County | On V66, from 240th N 4 miles to 200th St | 12/20/2022 | Federal Aid | \$1,000,000 | | | | \$1,000,000 |
| 23120 | HMA Resurfacing | | Regional Swap | \$1,000,000 | | | | \$1,000,000 |

| Project ID | Project Number | Approval Level | | 2023 | 2024 | 2025 | 2026 | Totals |
|------------|----------------|----------------|--|------|------|------|------|--------|
| Sponsor | Location | Letting Date | | | | | | |
| STIP ID | Work Codes | | | | | | | |

STBG

| | | | | | | | | |
|--------------|--|------------|--------------------|--------------------|--|--|--|--------------------|
| 36441 | STP-S-C057(165)--5E-57 | Authorized | Total | \$2,208,000 | | | | \$2,208,000 |
| Linn County | On WALKER RD, from BETTY'S GROVE RD (W35) | 1/18/2023 | Federal Aid | \$1,766,400 | | | | \$1,766,400 |
| 23060 | 4.7 miles to TROY MILLS RD (W45) | | Regional | \$1,766,400 | | | | \$1,766,400 |
| | Pave | | Swap | | | | | |
| 35762 | STP-S-TSF-C053(90)--5P-53 | Authorized | Total | \$1,750,000 | | | | \$1,750,000 |
| Jones County | On CO RD E34, from 400' south of 230TH AVE to | 12/20/2022 | Federal Aid | \$1,000,000 | | | | \$1,000,000 |
| 23117 | City of Anamosa Corporate Limits | | Regional | \$1,000,000 | | | | \$1,000,000 |
| | Pave | | Swap | | | | | |
| 52768 | STP-U-8017(612)--70-06 | Authorized | Total | \$1,745,478 | | | | \$1,745,478 |
| Vinton | In the city of Vinton, On W 1ST ST, from K Avenue to | 5/16/2023 | Federal Aid | \$1,054,310 | | | | \$1,054,310 |
| 23110 | R Avenue | | Regional | \$1,054,310 | | | | \$1,054,310 |
| | PCC Pavement - Replace | | Swap | | | | | |

TAP

| | | | | | | | | |
|--------------------|---|------------|--------------------|------------------|--|--|--|------------------|
| 48691 | TAP-R-C057(170)--8T-57 | Authorized | Total | \$681,000 | | | | \$681,000 |
| Linn County | Grant Wood Trail development from Secrist Rd. | 6/20/2023 | Federal Aid | \$211,893 | | | | \$211,893 |
| Conservation Board | Parking Lot NE 1.2 miles to Paralta Rd. | | Regional | \$211,893 | | | | \$211,893 |
| 23313 | Grading, Earth or Granular Surface Trail | | Swap | | | | | |

RPA 11

| Project ID | Project Number | Approval Level | | 2023 | 2024 | 2025 | 2026 | Totals |
|------------|----------------|----------------|--|------|------|------|------|--------|
| Sponsor | Location | Letting Date | | | | | | |
| STIP ID | Work Codes | | | | | | | |

HBP

| | | | | | | | | |
|--|--|------------|--------------------|--------------------|--|--|--|--------------------|
| 39265 | BRF-14()--38-50 | Authorized | Total | \$2,845,000 | | | | \$2,845,000 |
| Iowa Department of Transportation 23063 | IA14: Alloway Creek 1.6 mi S of IA 224 Bridge Replacement, Right of Way | | Federal Aid | \$2,276,000 | | | | \$2,276,000 |
| | | | Regional | | | | | |
| | | | Swap | | | | | |
| 39368 | BRF-5()--38-91 | Authorized | Total | \$1,070,000 | | | | \$1,070,000 |
| Iowa Department of Transportation 23199 | IA5: Coal Creek 0.8 mi N of IA 316 (NB) Bridge Deck Overlay | | Federal Aid | \$856,000 | | | | \$856,000 |
| | | | Regional | | | | | |
| | | | Swap | | | | | |
| 52772 | BRM-0035(603)--8N-25 | Authorized | Total | \$950,000 | | | | \$950,000 |
| Adel 23148 | In the city of Adel, 15th Street Bridge over Butler Creek Bridge Replacement | 9/19/2023 | Federal Aid | \$760,000 | | | | \$760,000 |
| | | | Regional | | | | | |
| | | | Swap | \$190,000 | | | | \$190,000 |
| 27021 | BRS-C050(116)--60-50 | Authorized | Total | \$1,500,000 | | | | \$1,500,000 |
| Jasper County 23098 | On County Road F48, Over Squaw Creek, on the west side of W 116th St S S11 T79 R21 Bridge Replacement | 1/18/2023 | Federal Aid | \$1,200,000 | | | | \$1,200,000 |
| | | | Regional | | | | | |
| | | | Swap | \$300,000 | | | | \$300,000 |
| 32336 | BRS-C063(142)--60-63 | Authorized | Total | \$4,000,000 | | | | \$4,000,000 |
| Marion County 23042 | On T15, Over BNSF RR AND STREAM, from 500' S of 169th to Lisbon Dr. Bridge Replacement | 8/15/2023 | Federal Aid | \$3,200,000 | | | | \$3,200,000 |
| | | | Regional | | | | | |
| | | | Swap | \$800,000 | | | | \$800,000 |

HSIP

| | | | | | | | | |
|--|---|------------|--------------------|------------------|--|--|--|------------------|
| 52986 | HSIPX-030-4(110)--3L-08 | Authorized | Total | \$230,000 | | | | \$230,000 |
| Iowa Department of Transportation 23469 | US 30 and 230th Ave Intersection Grading | | Federal Aid | \$207,000 | | | | \$207,000 |
| | | | Regional | | | | | |
| | | | Swap | | | | | |

| Project ID | Project Number | Approval Level | | 2023 | 2024 | 2025 | 2026 | Totals |
|------------|----------------|----------------|--|------|------|------|------|--------|
| Sponsor | Location | Letting Date | | | | | | |
| STIP ID | Work Codes | | | | | | | |

NHPP

| | | | | | | | | |
|--|---|------------|----------------------|---------------------|--|------------------|--|---------------------|
| 39367 | IM-NHS-35()-03-91 | Authorized | Total | \$17,687,000 | | | | \$17,687,000 |
| Iowa Department of Transportation | I35: N of IA 92 to S of North River (SB) | | Federal Aid | \$15,033,950 | | | | \$15,033,950 |
| 23006 | Bridge Replacement, Right of Way | | Regional Swap | | | | | |
| DOT Note: Has Capacity Funding Agreement | | | | | | | | |
| 38066 | IM-NHS-80()-03-25 | Authorized | Total | \$47,000,000 | | \$239,000 | | \$47,239,000 |
| Iowa Department of Transportation | I80: US 6/169 in De Soto to Co Rd R16 | | Federal Aid | \$40,000,000 | | \$203,150 | | \$40,203,150 |
| 23367 | Pave, Bridge Replacement | | Regional Swap | | | | | |
| 39357 | NHSX-30()--3H-85 | Authorized | Total | \$9,600,000 | | | | \$9,600,000 |
| Iowa Department of Transportation | US30: Co Rd S14 in Nevada | | Federal Aid | \$7,680,000 | | | | \$7,680,000 |
| 23017 | Bridge New, Traffic Signs | | Regional Swap | | | | | |
| 52586 | NHSX-92()--3H-63 | Authorized | Total | \$2,829,000 | | | | \$2,829,000 |
| Iowa Department of Transportation | IA92: 0.15 mi W of Co Rd T25 to 3.6 mi E of the Mahaska Co Line | | Federal Aid | \$2,263,200 | | | | \$2,263,200 |
| 23069 | Pavement Rehab | | Regional Swap | | | | | |
| 52585 | NHSX-92()--3H-91 | Authorized | Total | \$3,111,000 | | | | \$3,111,000 |
| Iowa Department of Transportation | IA92: 0.3 mi E of I-35 to Kennedy St | | Federal Aid | \$2,488,800 | | | | \$2,488,800 |
| 23088 | Pavement Rehab | | Regional Swap | | | | | |

RTP

| | | | | | | | | |
|--|--|------------|----------------------|--------------------|--|--|--|--------------------|
| 49772 | NRT-C025(125)--9G-25 | Authorized | Total | \$1,476,000 | | | | \$1,476,000 |
| Dallas County Conservation Board | Raccoon River Valley Trail south loop Bridge/Trail: Redfield to Linden | 5/16/2023 | Federal Aid | \$1,026,000 | | | | \$1,026,000 |
| 23114 | Ped/Bike Grade & Pave, Ped/Bike Structures | | Regional Swap | \$250,000 | | | | \$250,000 |
| DOT Note: Includes COVID Trail Funding award of \$776,000 (Z970) | | | | | | | | |

STBG

| | | | | | | | | |
|-----------------------------------|---|------------|----------------------|--------------------|--|--|--|--------------------|
| 52584 | STP-210()--2C-25 | Authorized | Total | \$1,700,000 | | | | \$1,700,000 |
| Iowa Department of Transportation | IA210: IA 141 to 0.2 mi N of N 3rd St in Woodward | | Federal Aid | \$1,360,000 | | | | \$1,360,000 |
| 23085 | Pavement Rehab | | Regional Swap | | | | | |

| Project ID | Project Number | Approval Level | | 2023 | 2024 | 2025 | 2026 | Totals |
|------------|----------------|----------------|--|------|------|------|------|--------|
| Sponsor | Location | Letting Date | | | | | | |
| STIP ID | Work Codes | | | | | | | |

STBG

| | | | | | | | | |
|---|---|------------|--------------------|--------------------|--|--|--|--------------------|
| 23673 | STP-S-C050(131)--5E-50 | Authorized | Total | \$4,500,000 | | | | \$4,500,000 |
| Jasper County | On F-48 W, from Bridge N03 (NBIS 30401) E 5.8 miles to Newton CL | 8/15/2023 | Federal Aid | \$1,900,000 | | | | \$1,900,000 |
| 23479 | HMA Resurfacing with Milling | | Regional | \$1,900,000 | | | | \$1,900,000 |
| | | | Swap | | | | | |
| DOT Note: Project will include \$965,000 of HRRR money to be converted in 2024. | | | | | | | | |
| 10913 | STP-S-C061(128)--5E-61 | Authorized | Total | \$2,500,000 | | | | \$2,500,000 |
| Madison County | On G61 (MACKSBURG RD), from ADAIR/MADISON COUNTY LINE EAST 6 Miles to FIELDSTONE AVE. | 3/21/2023 | Federal Aid | \$2,000,000 | | | | \$2,000,000 |
| 23054 | Pavement Rehab | | Regional | \$2,000,000 | | | | \$2,000,000 |
| | | | Swap | | | | | |
| 52281 | STP-S-C063(143)--5E-63 | Authorized | Total | \$1,000,000 | | | | \$1,000,000 |
| Marion County | On G71, from Hwy 5 to Into Bussey | 2/21/2023 | Federal Aid | \$800,000 | | | | \$800,000 |
| 23143 | HMA Resurfacing with Milling | | Regional | \$800,000 | | | | \$800,000 |
| | | | Swap | | | | | |

RPA 12

| Project ID | Project Number | Approval Level | | 2023 | 2024 | 2025 | 2026 | Totals |
|------------|----------------|----------------|--|------|------|------|------|--------|
| Sponsor | Location | Letting Date | | | | | | |
| STIP ID | Work Codes | | | | | | | |

HBP

| | | | | | | | | |
|--|--|------------|--------------------|--------------------|--|--|--|--------------------|
| 39242 | BRF-144()-38-37 | Authorized | Total | \$1,285,000 | | | | \$1,285,000 |
| Iowa Department of Transportation 23113 | IA144: East Buttrick Creek 6.7 mi S of IA 175 Culvert Replacement, Right of Way | | Federal Aid | \$1,028,000 | | | | \$1,028,000 |
| | | | Regional | | | | | |
| | | | Swap | | | | | |
| 39210 | BRF-30()-38-24 | Authorized | Total | \$2,340,000 | | | | \$2,340,000 |
| Iowa Department of Transportation 23092 | US30: Rocky Run Creek 4.5 mi W of Co Rd M55 Bridge Replacement, Right of Way | | Federal Aid | \$1,872,000 | | | | \$1,872,000 |
| | | | Regional | | | | | |
| | | | Swap | | | | | |
| 45266 | BRF-30()-38-24 | Authorized | Total | \$1,577,000 | | | | \$1,577,000 |
| Iowa Department of Transportation 23091 | US30: East Boyer River 0.4 mi E of W Jct US 59 (EB & WB) Bridge Rehabilitation | | Federal Aid | \$1,261,600 | | | | \$1,261,600 |
| | | | Regional | | | | | |
| | | | Swap | | | | | |
| 38019 | BRF-39()-38-81 | Authorized | Total | \$976,000 | | | | \$976,000 |
| Iowa Department of Transportation 23144 | IA39: Porter Creek 2.4 mi S of Co Rd D59 Culvert Replacement, Right of Way | | Federal Aid | \$780,800 | | | | \$780,800 |
| | | | Regional | | | | | |
| | | | Swap | | | | | |
| 36455 | BROS-C081(91)--8J-81 | Authorized | Total | \$160,000 | | | | \$160,000 |
| Sac County 23328 | On GARD AVE, Over SMALL STREAM, South of 220th Street S1 T88 R38 Bridge Replacement | 6/20/2023 | Federal Aid | \$160,000 | | | | \$160,000 |
| | | | Regional | | | | | |
| | | | Swap | | | | | |
| 38541 | BRS-C024(129)--60-24 | Authorized | Total | \$1,375,000 | | | | \$1,375,000 |
| Crawford County 23147 | On Co Rd L51, Over Soldier River, WLINE S13 T84 R41 Bridge New-PPCB | 1/18/2023 | Federal Aid | \$1,100,000 | | | | \$1,100,000 |
| | | | Regional | | | | | |
| | | | Swap | \$275,000 | | | | \$275,000 |

| Project ID | Project Number | Approval Level | | 2023 | 2024 | 2025 | 2026 | Totals |
|------------|----------------|----------------|--|------|------|------|------|--------|
| Sponsor | Location | Letting Date | | | | | | |
| STIP ID | Work Codes | | | | | | | |

NHPP

| | | | | | | | | |
|-----------------------------------|---------------------|------------|----------------------|--------------------|--|--|--|--------------------|
| 52661 | NHSX-30)--3H-37 | Authorized | Total | \$7,000,000 | | | | \$7,000,000 |
| Iowa Department of Transportation | US30: IA 25 to IA 4 | | Federal Aid | \$5,600,000 | | | | \$5,600,000 |
| 23014 | Pavement Rehab | | Regional Swap | | | | | |

DOT Note: Project includes NHPP and HSIP

STBG

| | | | | | | | | |
|----------------|---|------------|----------------------|--------------------|------------------|------------------|--|--------------------|
| 35649 | RGPL-PA12)--ST-14 | Authorized | Total | \$200,000 | \$100,000 | \$100,000 | | \$400,000 |
| RPA 12 | Regional Transportation Planning | | Federal Aid | \$160,000 | \$80,000 | \$80,000 | | \$320,000 |
| 23414 | Trans Planning | | Regional Swap | \$160,000 | \$80,000 | \$80,000 | | \$320,000 |
| 37676 | STP-S-C005(78)--5E-05 | Authorized | Total | \$4,200,000 | | | | \$4,200,000 |
| Audubon County | On F32, from Co. Hwy M66 E 7.2 miles to US Hwy 71 | 2/21/2023 | Federal Aid | \$1,000,000 | | | | \$1,000,000 |
| 23118 | Pavement Rehab | | Regional Swap | \$1,000,000 | | | | \$1,000,000 |

TAP

| | | | | | | | | |
|--------|---|------------|----------------------|------------------|--|--|--|------------------|
| 45511 | TAP-R-7457(606)--8T-39 | Authorized | Total | \$270,000 | | | | \$270,000 |
| Stuart | In the city of Stuart, On N 2ND ST, to West Central Valley School S33 T78 R30 | 1/18/2023 | Federal Aid | \$216,000 | | | | \$216,000 |
| 23311 | Ped/Bike Grade & Pave | | Regional Swap | \$135,000 | | | | \$135,000 |

PA Note: \$135,000 in Regional STBG-TAP \$81,000 in Statewide STBG-TAP SRTS Program

| | | | | | | | | |
|---------|--|------------|----------------------|------------------|--|--|--|------------------|
| 48702 | TAP-U-1920(630)--8I-24 | Authorized | Total | \$400,000 | | | | \$400,000 |
| Denison | In the city of Denison, On 8TH Ave N. from N. 16th St to N. 20th St & along N. 20th St. from 8th Ave. N to Frontier Road | 4/18/2023 | Federal Aid | \$320,000 | | | | \$320,000 |
| 23267 | Ped/Bike Grade & Pave | | Regional Swap | \$200,000 | | | | \$200,000 |

DOT Note: Per email from Deb Arp on 2/16/22, RPA 12 received a grant for \$120,000 (maximum) SRTS funding in January 2022

RPA 13

| Project ID | Project Number | Approval Level | | 2023 | 2024 | 2025 | 2026 | Totals |
|------------|----------------|----------------|--|------|------|------|------|--------|
| Sponsor | Location | Letting Date | | | | | | |
| STIP ID | Work Codes | | | | | | | |

HBP

| | | | | | | | | |
|--|---|------------|--------------------|--------------------|--|--|--|--------------------|
| 39308 | BRF-34()-38-69 | Authorized | Total | \$656,000 | | | | \$656,000 |
| Iowa Department of Transportation 23202 | US34: Middle Nodaway River 3.0 mi E of US 71 Bridge Deck Overlay | | Federal Aid | \$524,800 | | | | \$524,800 |
| | | | Regional | | | | | |
| | | | Swap | | | | | |
| 37865 | BRF-59()-38-73 | Authorized | Total | \$6,765,000 | | | | \$6,765,000 |
| Iowa Department of Transportation 23015 | US59: East Nishnabotna River 1.0 mi N of IA 48 Bridge Replacement | | Federal Aid | \$5,412,000 | | | | \$5,412,000 |
| | | | Regional | | | | | |
| | | | Swap | | | | | |
| 39187 | BRF-6()-38-15 | Authorized | Total | \$833,000 | | | | \$833,000 |
| Iowa Department of Transportation 23161 | US6: East Nishnabotna River 2.6 mi E of IA 48 Bridge Deck Overlay | | Federal Aid | \$666,400 | | | | \$666,400 |
| | | | Regional | | | | | |
| | | | Swap | | | | | |
| 36170 | BROS-C015(68)--8J-15 | Authorized | Total | \$1,100,000 | | | | \$1,100,000 |
| Cass County 23103 | On 680th Street, Over West Nodaway River, Between Victoria Road Intersections, on WLINE S16 T74 R35 Bridge Replacement | 11/15/2022 | Federal Aid | \$1,100,000 | | | | \$1,100,000 |
| | | | Regional | | | | | |
| | | | Swap | | | | | |
| 38525 | BROS-C069(75)--8J-69 | Authorized | Total | \$693,888 | | | | \$693,888 |
| Montgomery County 23178 | On 180th St, Over LITTLE TARKIO CREEK, S14 T72N R37 RCB Culvert New - Twin Box | 6/20/2023 | Federal Aid | \$693,888 | | | | \$693,888 |
| | | | Regional | | | | | |
| | | | Swap | | | | | |
| 7118 | BRS-C015(46)--60-15 | Authorized | Total | \$2,110,000 | | | | \$2,110,000 |
| Cass County 23431 | On Highland Road (G-30), Over Indian Creek, S5- T76N-R37W Bridge Replacement | 1/18/2023 | Federal Aid | \$1,688,000 | | | | \$1,688,000 |
| | | | Regional | | | | | |
| | | | Swap | \$422,000 | | | | \$422,000 |

HSIP

| | | | | | | | | |
|--|--|------------|--------------------|--------------------|--|--|--|--------------------|
| 52548 | IHSIPX-80()-08-15 | Authorized | Total | \$1,175,000 | | | | \$1,175,000 |
| Iowa Department of Transportation 23109 | I80: Pottawattamie Co to Adair Co Pavement Markings | | Federal Aid | \$1,057,500 | | | | \$1,057,500 |
| | | | Regional | | | | | |
| | | | Swap | | | | | |

| Project ID | Project Number | Approval Level | | 2023 | 2024 | 2025 | 2026 | Totals |
|-----------------------------------|---|----------------|--------------------|--------------------|------|------|------|--------------------|
| Sponsor | Location | Letting Date | | | | | | |
| STIP ID | Work Codes | | | | | | | |
| NHPP | | | | | | | | |
| 52519 | IMX-29)--02-36 | Authorized | Total | \$9,000,000 | | | | \$9,000,000 |
| Iowa Department of Transportation | I29: Drainage Ditch #6 to IA 2 - Various Locations (NB/SB) | | Federal Aid | \$7,200,000 | | | | \$7,200,000 |
| 23019 | Pavement Rehab, Culvert New | | Regional | | | | | |
| | | | Swap | | | | | |
| STBG | | | | | | | | |
| 52604 | STP-59)--2C-36 | Authorized | Total | \$5,100,000 | | | | \$5,100,000 |
| Iowa Department of Transportation | US59: Missouri State Line to 0.2 mi S of IA 2 | | Federal Aid | \$4,080,000 | | | | \$4,080,000 |
| 23024 | Pavement Rehab | | Regional | | | | | |
| | | | Swap | | | | | |
| TAP | | | | | | | | |
| 48652 | TAP-U-1332)--8I-73 | Authorized | Total | \$290,369 | | | | \$290,369 |
| Clarinda | In the city of Clarinda, On E. Washington St., from North 6th St. .328 miles to N. 11th St. | 1/18/2023 | Federal Aid | \$100,000 | | | | \$100,000 |
| 23342 | Ped/Bike Grade & Pave | | Regional | \$100,000 | | | | \$100,000 |
| | | | Swap | | | | | |

RPA 14

| Project ID | Project Number | Approval Level | | 2023 | 2024 | 2025 | 2026 | Totals |
|------------|----------------|----------------|--|------|------|------|------|--------|
| Sponsor | Location | Letting Date | | | | | | |
| STIP ID | Work Codes | | | | | | | |

HSIP

| | | | | | | | | |
|-----------------------------------|--|------------|--------------------|------------------|--|--|--|------------------|
| 52588 | HSIPX-148-1(039)--3L-87 | Authorized | Total | \$500,000 | | | | \$500,000 |
| Iowa Department of Transportation | IA148: In Bedford, from Jackson St to IA 2 | | Federal Aid | \$450,000 | | | | \$450,000 |
| 23253 | Pavement Rehab | | Regional | | | | | |
| | | | Swap | | | | | |
| 52552 | IHSIPX-80()--08-1 | Authorized | Total | \$850,000 | | | | \$850,000 |
| Iowa Department of Transportation | I80: W of IA 25 to Madison Co | | Federal Aid | \$765,000 | | | | \$765,000 |
| 23145 | Pavement Markings | | Regional | | | | | |
| | | | Swap | | | | | |

NHPP

| | | | | | | | | |
|-----------------------------------|--|------------|--------------------|--------------------|--|--|--|--------------------|
| 53378 | IMX-080-2(272)--02-01 | Authorized | Total | \$2,000,000 | | | | \$2,000,000 |
| Iowa Department of Transportation | I-80: Cass County Line to 0.3 mi W of IA 25 (EB) | | Federal Aid | \$1,800,000 | | | | \$1,800,000 |
| 23468 | Pavement Rehab | | Regional | | | | | |
| | | | Swap | | | | | |

DOT Note: Project will use Carbon Reduction Funds

STBG

| | | | | | | | | |
|-----------------------------------|--|------------|--------------------|--------------------|-----------------|-----------------|--|--------------------|
| 19871 | RGPL-PA14(FY15)--ST-0 | Authorized | Total | \$175,026 | \$87,513 | \$87,513 | | \$350,052 |
| RPA 14 | RPA 14: Transportation Planning ATURA RPA 14 | | Federal Aid | \$50,578 | \$25,289 | \$25,289 | | \$101,156 |
| 23421 | Trans Planning | | Regional | \$50,578 | \$25,289 | \$25,289 | | \$101,156 |
| | | | Swap | | | | | |
| 52606 | STP-25()--2C-80 | Authorized | Total | \$5,700,000 | | | | \$5,700,000 |
| Iowa Department of Transportation | IA25: IA 2 to Co Rd J13/110th St | | Federal Aid | \$4,560,000 | | | | \$4,560,000 |
| 23020 | Pavement Rehab | | Regional | | | | | |
| | | | Swap | | | | | |

RPA 15

| Project ID | Project Number | Approval Level | | 2023 | 2024 | 2025 | 2026 | Totals |
|------------|----------------|----------------|--|------|------|------|------|--------|
| Sponsor | Location | Letting Date | | | | | | |
| STIP ID | Work Codes | | | | | | | |

Earmark

| | | | | | | | | |
|---|--|------------|--------------------|--------------------|--|--|--|--------------------|
| 37179 | HDP-C054(121)--6B-54 | Authorized | Total | \$5,000,000 | | | | \$5,000,000 |
| Keokuk County | On V5G, Over STREAM, from Highway 149 to 280th Street | 6/20/2023 | Federal Aid | \$4,000,000 | | | | \$4,000,000 |
| 23464 | Pave | | Regional | | | | | |
| | | | Swap | | | | | |
| DOT Note: Congressionally Directed Spending | | | | | | | | |
| 45501 | HDP-C062(102)--6B-62 | Authorized | Total | \$1,100,000 | | | | \$1,100,000 |
| Oskaloosa | Planning Study for SE (IA 163 to IA 92) and NE (IA 92 to US 63) connectors around Oskaloosa. | | Federal Aid | \$850,000 | | | | \$850,000 |
| 23456 | Trans Planning | | Regional | | | | | |
| | | | Swap | | | | | |
| PA Note: Earmark project | | | | | | | | |

HBP

| | | | | | | | | |
|-----------------------------------|--|------------|--------------------|--------------------|--|--|--|--------------------|
| 39269 | BRF-1()--38-51 | Authorized | Total | \$490,000 | | | | \$490,000 |
| Iowa Department of Transportation | IA1: Big Cedar Creek 2.8 mi S of US 34 | | Federal Aid | \$392,000 | | | | \$392,000 |
| 23249 | Bridge Rehabilitation | | Regional | | | | | |
| | | | Swap | | | | | |
| 39292 | BRF-23()--38-62 | Authorized | Total | \$800,000 | | | | \$800,000 |
| Iowa Department of Transportation | IA23: Tributary of Cedar Creek 0.8 mi N of Co Rd T67 | | Federal Aid | \$640,000 | | | | \$640,000 |
| 23167 | Bridge New, Right of Way | | Regional | | | | | |
| | | | Swap | | | | | |
| 39365 | BRF-63()--38-90 | Authorized | Total | \$3,708,000 | | | | \$3,708,000 |
| Iowa Department of Transportation | US63: Village Creek 3.1 mi S of US 34 | | Federal Aid | \$2,966,400 | | | | \$2,966,400 |
| 23052 | Bridge Widening, Right of Way | | Regional | | | | | |
| | | | Swap | | | | | |
| 39275 | BRF-78()--38-54 | Authorized | Total | \$1,382,000 | | | | \$1,382,000 |
| Iowa Department of Transportation | IA78: Richland Creek 5.8 mi E of IA 149 | | Federal Aid | \$1,105,600 | | | | \$1,105,600 |
| 23166 | Bridge New, Right of Way | | Regional | | | | | |
| | | | Swap | | | | | |

| Project ID | Project Number | Approval Level | | 2023 | 2024 | 2025 | 2026 | Totals |
|------------|----------------|----------------|--|------|------|------|------|--------|
| Sponsor | Location | Letting Date | | | | | | |
| STIP ID | Work Codes | | | | | | | |

HBP

| | | | | | | | | |
|----------------|--|------------|--------------------|------------------|--|--|--|------------------|
| 34990 | BROS-C090(103)--5F-90 | Authorized | Total | \$945,000 | | | | \$945,000 |
| Wapello County | On Whiskey Ridge, Over Middle Avery Creek, SW S6 | 12/20/2022 | Federal Aid | \$945,000 | | | | \$945,000 |
| 23217 | T72 R15 | | Regional | | | | | |
| | Bridge Replacement | | Swap | | | | | |

NHPP

| | | | | | | | | |
|-----------------------------------|---|------------|--------------------|--------------------|--|--|--|--------------------|
| 38198 | NHS-92()--19-54 | Authorized | Total | \$6,740,000 | | | | \$6,740,000 |
| Iowa Department of Transportation | IA92: IA 21 and Co Rd V33 Intersections | | Federal Aid | \$5,392,000 | | | | \$5,392,000 |
| 23016 | Right of Way | | Regional | | | | | |
| | | | Swap | | | | | |
| 39364 | NHSX-63()--3H-90 | Authorized | Total | \$2,239,000 | | | | \$2,239,000 |
| Iowa Department of Transportation | US63: Little Soap Creek 1.9 miles N of Davis Co | | Federal Aid | \$1,791,200 | | | | \$1,791,200 |
| 23059 | Bridge Rehabilitation, Right of Way | | Regional | | | | | |
| | | | Swap | | | | | |
| 52574 | NHSX-92()--3H-54 | Authorized | Total | \$5,408,000 | | | | \$5,408,000 |
| Iowa Department of Transportation | IA92: E of IA 21 to 200th St | | Federal Aid | \$4,326,400 | | | | \$4,326,400 |
| 23023 | Pavement Rehab | | Regional | | | | | |
| | | | Swap | | | | | |

STBG

| | | | | | | | | |
|-----------------------------------|--|------------|--------------------|---------------------|--|--|--|---------------------|
| 881 | RGPL-PA15(RTP)--ST-00 | Authorized | Total | \$12,500 | | | | \$12,500 |
| RPA 15 | RPA 15: RPA 15 TRANSPORTATION PLANNING | | Federal Aid | \$10,000 | | | | \$10,000 |
| 23357 | Trans Planning | | Regional | \$10,000 | | | | \$10,000 |
| | | | Swap | | | | | |
| 52576 | STP-23()--2C-54 | Authorized | Total | \$10,600,000 | | | | \$10,600,000 |
| Iowa Department of Transportation | IA23: IA 149 to IA 92 in Oskaloosa | | Federal Aid | \$8,480,000 | | | | \$8,480,000 |
| 23012 | Pavement Rehab | | Regional | | | | | |
| | | | Swap | | | | | |
| 44764 | STP-S-C089(105)--5E-89 | Authorized | Total | \$2,339,510 | | | | \$2,339,510 |
| Van Buren County | On J 40, from Davis County Line 5.7 miles to V64 | 3/21/2023 | Federal Aid | \$1,871,608 | | | | \$1,871,608 |
| 23073 | Pavement Rehab | | Regional | \$1,871,608 | | | | \$1,871,608 |
| | | | Swap | | | | | |

| Project ID | Project Number | Approval Level | | 2023 | 2024 | 2025 | 2026 | Totals |
|------------|----------------|----------------|--|------|------|------|------|--------|
| Sponsor | Location | Letting Date | | | | | | |
| STIP ID | Work Codes | | | | | | | |

TAP

| | | | | | | | | |
|--|--|------------|--------------------------|------------------|--|--|--|------------------|
| 48687 | TAP-R-C089(100)--8T-89 | Authorized | Total | \$268,000 | | | | \$268,000 |
| Van Buren County Conservation Board | Along Eagle Dr, from J40 N 2.5 miles S23 T69 R10 | 2/21/2023 | Federal Aid | \$208,000 | | | | \$208,000 |
| 23314 | Miscellaneous | | Regional Swap | \$208,000 | | | | \$208,000 |

RPA 16

| Project ID | Project Number | Approval Level | | 2023 | 2024 | 2025 | 2026 | Totals |
|------------|----------------|----------------|--|------|------|------|------|--------|
| Sponsor | Location | Letting Date | | | | | | |
| STIP ID | Work Codes | | | | | | | |

HBP

| | | | | | | | | |
|-----------------------------------|---|------------|--------------------|--------------------|--|--|--|--------------------|
| 39227 | BRF-34()--38-29 | Authorized | Total | \$2,700,000 | | | | \$2,700,000 |
| Iowa Department of Transportation | US34: N Central Ave in Burlington | | Federal Aid | \$2,160,000 | | | | \$2,160,000 |
| 23046 | Bridge Deck Overlay | | Regional | | | | | |
| | | | Swap | | | | | |
| 44805 | BROS-C044(93)--8J-44 | Authorized | Total | \$610,000 | | | | \$610,000 |
| Henry County | On IOWA AVE, Over BRANCH FISH CREEK, S16, T-70N, R-6W | 4/18/2023 | Federal Aid | \$600,000 | | | | \$600,000 |
| 23177 | Bridge Replacement | | Regional | | | | | |
| | | | Swap | | | | | |

NHPP

| | | | | | | | | |
|-----------------------------------|--|------------|--------------------|---------------------|--|--------------------|---------------------|---------------------|
| 39230 | NHSX-61()--3H-29 | Authorized | Total | \$27,834,000 | | \$3,195,000 | \$33,327,000 | \$64,356,000 |
| Iowa Department of Transportation | US61: N of Mediapolis to 0.5 mi N of IA 78 | | Federal Aid | \$22,267,200 | | \$2,556,000 | \$26,661,600 | \$51,484,800 |
| 23364 | Pave, Grading, Right of Way | | Regional | | | | | |
| | | | Swap | | | | | |

STBG

| | | | | | | | | |
|--------|---|------------|--------------------|------------------|------------------|------------------|------------------|--------------------|
| 949 | RGPL-PA16(RTP)--ST-00 | Authorized | Total | \$279,208 | \$279,208 | \$279,208 | \$279,208 | \$1,116,832 |
| RPA 16 | SEIRPC: RPA 16 TRANSPORTATION PLANNING | | Federal Aid | \$223,208 | \$223,208 | \$223,208 | \$223,208 | \$892,832 |
| 23404 | Trans Planning | | Regional | \$223,208 | \$223,208 | \$223,208 | \$223,208 | \$892,832 |
| | | | Swap | | | | | |
| 52735 | RGTR()-ST-29 | Authorized | Total | \$134,900 | | | | \$134,900 |
| RPA 16 | SEIBUS: Purchase of two Conversion Vans | | Federal Aid | \$107,920 | | | | \$107,920 |
| 23341 | Transit Investments | | Regional | \$107,920 | | | | \$107,920 |
| | | | Swap | | | | | |

PA Note: Previously programmed as the purchase of two Light-Duty Buses, with a federal aid amount of \$126,400.

| Project ID | Project Number | Approval Level | | 2023 | 2024 | 2025 | 2026 | Totals |
|------------|----------------|----------------|--|------|------|------|------|--------|
| Sponsor | Location | Letting Date | | | | | | |
| STIP ID | Work Codes | | | | | | | |

TAP

| | | | | | | | | |
|----------|---|------------|--------------------|------------------|--|--|--|------------------|
| 25472 | TAP-R-3562(601)--8T-56 | Authorized | Total | \$161,239 | | | | \$161,239 |
| Houghton | In the city of Houghton, Loop trail starting and ending at Bentler Street and south city limits, 1.2 miles in length Earth or Granular Surface Trail, Outside Services Engineering, Ped/Bike ROW | 11/15/2022 | Federal Aid | \$118,117 | | | | \$118,117 |
| 23335 | | | Regional | \$118,117 | | | | \$118,117 |
| | | | Swap | | | | | |

PA Note: PE consultant previously authorized \$28,512 in Federal Aid (original FA amount was \$146,629)

DOT Note: Project eligible for FHWA TAP funding

| | | | | | | | | |
|------------|---|------------|--------------------|------------------|--|--|--|------------------|
| 18682 | TAP-U-0977(654)--8I-29 | Authorized | Total | \$515,000 | | | | \$515,000 |
| Burlington | In the city of Burlington, Flint River Trail, on Bluff Road from Cash Street south to approx. 200 ft S of 8th St Ped/Bike Grade & Pave, Ped/Bike Miscellaneous, Ped/Bike Development | 8/15/2023 | Federal Aid | \$300,000 | | | | \$300,000 |
| 23276 | | | Regional | \$300,000 | | | | \$300,000 |
| | | | Swap | | | | | |

DOT Note: Project eligible for FHWA TAP funding

RPA 17

| Project ID | Project Number | Approval Level | | 2023 | 2024 | 2025 | 2026 | Totals |
|------------|----------------|----------------|--|------|------|------|------|--------|
| Sponsor | Location | Letting Date | | | | | | |
| STIP ID | Work Codes | | | | | | | |

HBP

| | | | | | | | | |
|-----------------------------------|---|------------|----------------------|--------------------|--|--|--|--------------------|
| 38783 | BHS-C027(77)--63-27 | Authorized | Total | \$800,000 | | | | \$800,000 |
| Decatur County | On J66, Over Weldon River, S22 T67 R24 | 12/20/2022 | Federal Aid | \$640,000 | | | | \$640,000 |
| 23170 | Bridge Deck Overlay | | Regional Swap | \$160,000 | | | | \$160,000 |
| 39168 | BRF-5()--38-4 | Authorized | Total | \$2,943,000 | | | | \$2,943,000 |
| Iowa Department of Transportation | IA5: Cooper Creek 1.5 mi N of IA 2 | | Federal Aid | \$2,354,400 | | | | \$2,354,400 |
| 23045 | Bridge Replacement, Right of Way | | Regional Swap | | | | | |
| 39370 | BRF-65()--38-93 | Authorized | Total | \$4,098,000 | | | | \$4,098,000 |
| Iowa Department of Transportation | US65: CALEB CREEK 2.0 MI S OF CO RD J46 | | Federal Aid | \$3,278,400 | | | | \$3,278,400 |
| 23062 | Bridge Replacement, Right of Way | | Regional Swap | | | | | |

NHPP

| | | | | | | | | |
|-----------------------------------|-----------------------------------|------------|----------------------|--------------------|--|--|--|--------------------|
| 52495 | NHSX-34()--3H-59 | Authorized | Total | \$2,651,000 | | | | \$2,651,000 |
| Iowa Department of Transportation | US34: Lucas to E of Co Rd S23 | | Federal Aid | \$2,120,800 | | | | \$2,120,800 |
| 23049 | Pavement Widening, Pavement Rehab | | Regional Swap | | | | | |

STBG

| | | | | | | | | |
|---------------|---|------------|----------------------|--------------------|-----------------|-----------------|--|--------------------|
| 1001 | RGPL-PA17(RTP)--ST-00 | Authorized | Total | \$164,000 | \$82,000 | \$82,000 | | \$328,000 |
| RPA 17 | RPA 17: RPA 17 TRANSPORTATION PLANNING | | Federal Aid | \$132,000 | \$66,000 | \$66,000 | | \$264,000 |
| 23416 | Trans Planning | | Regional Swap | \$132,000 | \$66,000 | \$66,000 | | \$264,000 |
| 37629 | STP-S-C068(92)--5E-68 | Authorized | Total | \$1,200,000 | | | | \$1,200,000 |
| Monroe County | On H32 from State Hwy 5 West approximately 3.7 miles to 586th Ave | 7/18/2023 | Federal Aid | \$960,000 | | | | \$960,000 |
| 23225 | Pavement Rehab | | Regional Swap | \$960,000 | | | | \$960,000 |

| Project ID | Project Number | Approval Level | | 2023 | 2024 | 2025 | 2026 | Totals |
|------------|----------------|----------------|--|------|------|------|------|--------|
| Sponsor | Location | Letting Date | | | | | | |
| STIP ID | Work Codes | | | | | | | |

STBG

| | | | | | | | | |
|---------------|---|------------|--------------------|------------------|--|--|--|------------------|
| 52708 | STP-S-C068(93)--7N-68 | Authorized | Total | \$650,000 | | | | \$650,000 |
| Monroe County | On S-70, from State Hwy 34 South approximately 2.1 miles to 225th Ave | 7/18/2023 | Federal Aid | \$520,000 | | | | \$520,000 |
| 23205 | Pavement Rehab | | Regional | \$520,000 | | | | \$520,000 |
| | | | Swap | | | | | |

RPA 18

| Project ID | Project Number | Approval Level | | 2023 | 2024 | 2025 | 2026 | Totals |
|------------|----------------|----------------|--|------|------|------|------|--------|
| Sponsor | Location | Letting Date | | | | | | |
| STIP ID | Work Codes | | | | | | | |

HBP

| | | | | | | | | |
|--|--|------------|--------------------|--------------------|--|--|--|--------------------|
| 39249 | BRF-127()--38-43 | Authorized | Total | \$614,000 | | | | \$614,000 |
| Iowa Department of Transportation 23222 | IA127: Steer Creek 0.5 mi E of IA 183 Bridge Deck Overlay | | Federal Aid | \$491,200 | | | | \$491,200 |
| | | | Regional | | | | | |
| | | | Swap | | | | | |
| 37949 | BRF-30()--38-43 | Authorized | Total | \$818,000 | | | | \$818,000 |
| Iowa Department of Transportation 23164 | US30: Wilson Ditch 2.1 mi W of I-29 Culvert Replacement | | Federal Aid | \$654,400 | | | | \$654,400 |
| | | | Regional | | | | | |
| | | | Swap | | | | | |
| 39355 | BRF-44()--38-83 | Authorized | Total | \$1,072,000 | | | | \$1,072,000 |
| Iowa Department of Transportation 23136 | IA44: Mosquito Creek 0.3 mi E of IA 191 Bridge Deck Overlay | | Federal Aid | \$857,600 | | | | \$857,600 |
| | | | Regional | | | | | |
| | | | Swap | | | | | |
| 39338 | BRF-59()--38-78 | Authorized | Total | \$9,140,000 | | | | \$9,140,000 |
| Iowa Department of Transportation 23025 | US59: E Branch W Nishnabotna River 1.0 mi S of IA 83 Bridge Replacement | | Federal Aid | \$7,312,000 | | | | \$7,312,000 |
| | | | Regional | | | | | |
| | | | Swap | | | | | |
| 39340 | BRF-92()--38-78 | Authorized | Total | \$574,000 | | | | \$574,000 |
| Iowa Department of Transportation 23226 | IA92: Graybill Creek 1.2 mi E of E Jct US 59 Bridge Deck Overlay | | Federal Aid | \$459,200 | | | | \$459,200 |
| | | | Regional | | | | | |
| | | | Swap | | | | | |

HSIP

| | | | | | | | | |
|--|---|------------|--------------------|--------------------|--|--|--|--------------------|
| 52684 | IHSIPX-29()--08-43 | Authorized | Total | \$1,500,000 | | | | \$1,500,000 |
| Iowa Department of Transportation 23086 | I29: IA 127/Mondamin to Co Rd F20/Little Sioux Guardrail | | Federal Aid | \$1,350,000 | | | | \$1,350,000 |
| | | | Regional | | | | | |
| | | | Swap | | | | | |

| Project ID | Project Number | Approval Level | | 2023 | 2024 | 2025 | 2026 | Totals |
|------------|----------------|----------------|--|------|------|------|------|--------|
| Sponsor | Location | Letting Date | | | | | | |
| STIP ID | Work Codes | | | | | | | |

NHPP

| | | | | | | | | |
|-----------------------------------|---|------------|----------------------|---------------------|--|--|--|---------------------|
| 39341 | IM-680()--13-78 | Authorized | Total | \$2,000,000 | | | | \$2,000,000 |
| Iowa Department of Transportation | I680: Mosquito Creek 0.5 mi E of IA 191 (WB) | | Federal Aid | \$1,800,000 | | | | \$1,800,000 |
| 23057 | Bridge Rehabilitation | | Regional Swap | | | | | |
| 52598 | NHSX-30()--3H-43 | Authorized | Total | \$2,000,000 | | | | \$2,000,000 |
| Iowa Department of Transportation | US30: 0.8 mi E of I-29 to ECL Missouri Valley | | Federal Aid | \$1,600,000 | | | | \$1,600,000 |
| 23070 | Pavement Rehab | | Regional Swap | | | | | |
| 52573 | NHSX-59()--3H-65 | Authorized | Total | \$6,300,000 | | | | \$6,300,000 |
| Iowa Department of Transportation | US59: Fremont Co Line to US 34 | | Federal Aid | \$5,040,000 | | | | \$5,040,000 |
| 23028 | Pavement Rehab | | Regional Swap | | | | | |
| 52600 | NHSX-59()--3H-83 | Authorized | Total | \$10,500,000 | | | | \$10,500,000 |
| Iowa Department of Transportation | US59: IA 44 in Harlan to Crawford Co Line | | Federal Aid | \$8,400,000 | | | | \$8,400,000 |
| 23018 | Pavement Rehab | | Regional Swap | | | | | |

RTP

| | | | | | | | | |
|----------------------------------|--|------------|----------------------|------------------|--|--|--|------------------|
| 51026 | NRT-C083(84)--9G-83 | Authorized | Total | \$226,500 | | | | \$226,500 |
| Shelby County Conservation Board | Construction of ramp and parking lot at the Nishna Bend Recreation Area. | 12/20/2022 | Federal Aid | \$181,200 | | | | \$181,200 |
| 23429 | | | Regional Swap | | | | | |

STBG

| | | | | | | | | |
|---|---|------------|----------------------|--------------------|--|--|--|--------------------|
| 52659 | STP-191()--2C-78 | Authorized | Total | \$3,536,000 | | | | \$3,536,000 |
| Iowa Department of Transportation | IA191: I-880 to Shelby Co Line | | Federal Aid | \$2,948,800 | | | | \$2,948,800 |
| 23033 | Pavement Rehab | | Regional Swap | | | | | |
| DOT Note: Project has STBG and HSIP Funds | | | | | | | | |
| 37436 | STP-S-C043(95)--5E-43 | Authorized | Total | \$1,500,000 | | | | \$1,500,000 |
| Harrison County | On L16 (Panora Ave), from Willow Creek NW 6.4 miles to Monona County Line | 3/21/2023 | Federal Aid | \$1,200,000 | | | | \$1,200,000 |
| 23097 | Seal Coat, Granular Shoulders | | Regional Swap | | | | | |

| Project ID | Project Number | Approval Level | | 2023 | 2024 | 2025 | 2026 | Totals |
|------------|----------------|----------------|--|------|------|------|------|--------|
| Sponsor | Location | Letting Date | | | | | | |
| STIP ID | Work Codes | | | | | | | |

STBG

| | | | | | | | | |
|--------------|---|------------|--------------------|--------------------|--|--|--|--------------------|
| 35289 | STP-S-C065(117)--5E-65 | Authorized | Total | \$1,500,000 | | | | \$1,500,000 |
| Mills County | On Gaston Ave, from 245th Street east 4.0 Miles to 287th Street | 3/21/2023 | Federal Aid | \$500,000 | | | | \$500,000 |
| 23214 | Pavement Rehab/Widen | | Regional | \$500,000 | | | | \$500,000 |
| | | | Swap | | | | | |

List of Authorized Projects – Swap Funding

MPO 22 / AAMPO

| Project ID | Project Number | Approval Level | | 2023 | 2024 | 2025 | 2026 | Totals |
|------------|----------------|----------------|--|------|------|------|------|--------|
| Sponsor | Location | Letting Date | | | | | | |
| STIP ID | Work Codes | | | | | | | |

SWAP-STBG

| | | | | | | | | |
|-------|--|------------|--------------------|-------------|--|--|--|-------------|
| 38303 | STBG-SWAP-0155(706)--SG-85 | Authorized | Total | \$4,200,000 | | | | \$4,200,000 |
| Ames | In the city of Ames, on Stange Rd from Blankenburg Dr to 24th St and on 24th St from Pinehurst Rd to Hayes Ave | 1/18/2023 | Federal Aid | | | | | |
| | | | Regional | \$1,600,000 | | | | \$1,600,000 |
| | Grade and Pave | | Swap | \$1,600,000 | | | | \$1,600,000 |

MPO 23 / CMPO

| Project ID | Project Number | Approval Level | | 2023 | 2024 | 2025 | 2026 | Totals |
|------------|----------------|----------------|--|------|------|------|------|--------|
| Sponsor | Location | Letting Date | | | | | | |
| STIP ID | Work Codes | | | | | | | |

SWAP-STBG

| | | | | | | | | |
|---------------------------------|---|------------|--------------------|--------------------|--|--|--|--------------------|
| 48680 | STBG-SWAP-1187(824)--SG-57 | Authorized | Total | \$2,371,000 | | | | \$2,371,000 |
| Cedar Rapids | In the city of Cedar Rapids, Grading project in the City of Cedar Rapids from C Ave to E of Meadowknolls Road | 12/20/2022 | Federal Aid | | | | | |
| | Grade and Pave, Ped/Bike Grade & Pave | | Regional | \$528,000 | | | | \$528,000 |
| | | | Swap | \$1,843,000 | | | | \$1,843,000 |
| PA Note: Previously TPMS #25545 | | | | | | | | |

MPO 24 / MAPA

| Project ID | Project Number | Approval Level | | 2023 | 2024 | 2025 | 2026 | Totals |
|------------|----------------|----------------|--|------|------|------|------|--------|
| Sponsor | Location | Letting Date | | | | | | |
| STIP ID | Work Codes | | | | | | | |

SWAP-STBG

| | | | | | | | | |
|----------------|---|------------|--------------------|--------------------|--|--|--|--------------------|
| 34126 | STBG-SWAP-1642(686)--SG-78 | Authorized | Total | \$5,775,000 | | | | \$5,775,000 |
| Council Bluffs | In the city of Council Bluffs, On S EXPRESSWAY, from I-80 N .7 Miles to 21st Avenue | 12/20/2022 | Federal Aid | | | | | |
| | Pavement Rehab, Sanitary Sewer | | Regional | \$4,620,000 | | | | \$4,620,000 |
| | | | Swap | \$4,620,000 | | | | \$4,620,000 |

MPO 26 / DMAMPO

| Project ID | Project Number | Approval Level | | 2023 | 2024 | 2025 | 2026 | Totals |
|------------------|---|----------------|--------------------|---------------------|------|------|------|---------------------|
| Sponsor | Location | Letting Date | | | | | | |
| STIP ID | Work Codes | | | | | | | |
| SWAP-STBG | | | | | | | | |
| 39390 | STBG-SWAP-0187(652)--SG-77 | Authorized | Total | \$12,150,000 | | | | \$12,150,000 |
| Ankeny | In the city of Ankeny, On NE Delaware Ave, extending approximately 300' S of NE 5th and 700' N of NE 18th | 12/20/2022 | Federal Aid | | | | | |
| | Pavement Widening, Pavement Rehab | | Regional | \$3,000,000 | | | | \$3,000,000 |
| | | | Swap | \$3,000,000 | | | | \$3,000,000 |
| 39435 | STBG-SWAP-1945(865)--SG-77 | Authorized | Total | \$3,000,000 | | | | \$3,000,000 |
| Des Moines | In the city of Des Moines, Intelligent Transportation System Phase 3 | 11/15/2022 | Federal Aid | | | | | |
| | Traffic Signals | | Regional | \$2,000,000 | | | | \$2,000,000 |
| | | | Swap | \$1,000,000 | | | | \$1,000,000 |
| 39397 | STBG-SWAP-5587(605)--SG-91 | Authorized | Total | \$2,190,000 | | | | \$2,190,000 |
| Norwalk | In the city of Norwalk, On the intersection of Beardley St and IA 28 (Sunset Dr) | 12/20/2022 | Federal Aid | | | | | |
| | Pavement Rehab/Widen, Traffic Signals | | Regional | \$700,000 | | | | \$700,000 |
| | | | Swap | \$700,000 | | | | \$700,000 |
| 39395 | STBG-SWAP-8260(654)--SG-77 | Authorized | Total | \$4,200,000 | | | | \$4,200,000 |
| West Des Moines | In the city of West Des Moines, 8th Street Improvements from I-235 South Ramp to Clegg Road | 11/15/2022 | Federal Aid | | | | | |
| | Pavement Rehab | | Regional | \$3,000,000 | | | | \$3,000,000 |
| | | | Swap | \$3,000,000 | | | | \$3,000,000 |

MPO 27 / DMATS

| Project ID | Project Number | Approval Level | | 2023 | 2024 | 2025 | 2026 | Totals |
|------------|----------------|----------------|--|------|------|------|------|--------|
| Sponsor | Location | Letting Date | | | | | | |
| STIP ID | Work Codes | | | | | | | |

SWAP-STBG

| | | | | | | | | |
|--------|---|------------|--------------------|--------------------|--|--|--|--------------------|
| 39422 | STBG-SWAP-0252(605)--SG-31 | Authorized | Total | \$1,600,000 | | | | \$1,600,000 |
| Asbury | In the city of Asbury, On Hales Mill Road, from Autumn Drive to Asbury Road | 2/21/2023 | Federal Aid | | | | | |
| | Pavement Rehab | | Regional | \$1,000,000 | | | | \$1,000,000 |
| | | | Swap | \$1,000,000 | | | | \$1,000,000 |

MPO 29 / SIMPCO

| Project ID | Project Number | Approval Level | | 2023 | 2024 | 2025 | 2026 | Totals |
|------------|----------------|----------------|--|------|------|------|------|--------|
| Sponsor | Location | Letting Date | | | | | | |
| STIP ID | Work Codes | | | | | | | |

SWAP-STBG

| | | | | | | | | |
|------------|---|------------|--------------------|--------------------|--|--|--|--------------------|
| 37828 | STBG-SWAP-7057(710)--SG-97 | Authorized | Total | \$1,300,000 | | | | \$1,300,000 |
| Sioux City | In the city of Sioux City, On Dodge Ave, from South Rustin St to South Cecelia St | 12/20/2022 | Federal Aid | | | | | |
| | Pavement Rehab | | Regional | \$1,040,000 | | | | \$1,040,000 |
| | | | Swap | \$1,040,000 | | | | \$1,040,000 |
| 38874 | STBG-SWAP-7057(712)--SG-97 | Authorized | Total | \$1,539,000 | | | | \$1,539,000 |
| Sioux City | In the city of Sioux City, On Rebecca Street, from West 16th Street to Villa Avenue | 12/20/2022 | Federal Aid | | | | | |
| | Pavement Rehab | | Regional | \$1,158,000 | | | | \$1,158,000 |
| | | | Swap | \$1,158,000 | | | | \$1,158,000 |

MPO 30 / INRCOG

| Project ID | Project Number | Approval Level | | 2023 | 2024 | 2025 | 2026 | Totals |
|------------|----------------|----------------|--|------|------|------|------|--------|
| Sponsor | Location | Letting Date | | | | | | |
| STIP ID | Work Codes | | | | | | | |

SWAP-STBG

| | | | | | | | | |
|-------------|---|------------|--------------------|-------------|--|--|--|-------------|
| 39139 | STBG-SWAP-1185(657)--SG-07 | Authorized | Total | \$7,600,000 | | | | \$7,600,000 |
| Cedar Falls | In the city of Cedar Falls, On Main St, from 6th St South 1.35 Miles to north of University Ave | 11/15/2022 | Federal Aid | | | | | |
| | Grade and Pave, Ped/Bike Grade & Pave | | Regional | | | | | |
| | | | Swap | \$2,900,000 | | | | \$2,900,000 |

RPA 1

| Project ID | Project Number | Approval Level | | 2023 | 2024 | 2025 | 2026 | Totals |
|-------------------|---|----------------|--------------------|--------------------|------|------|------|--------------------|
| Sponsor | Location | Letting Date | | | | | | |
| STIP ID | Work Codes | | | | | | | |
| SWAP-HBP | | | | | | | | |
| 47235 | BROS-SWAP-C022(95)--SE-22 | Authorized | Total | \$500,000 | | | | \$500,000 |
| Clayton County | On 295TH ST, Over STREAM, from Grandview Rd W 0.1 miles to Bridge S12 T92 R05 | 11/15/2022 | Federal Aid | | | | | |
| | Bridge Replacement | | Regional | | | | | |
| | | | Swap | \$500,000 | | | | \$500,000 |
| 38651 | BROS-SWAP-C045(91)--SE-45 | Authorized | Total | \$650,000 | | | | \$650,000 |
| Howard County | On 135th St, Over South Branch Turkey River, S11 T98 R12 | 12/20/2022 | Federal Aid | | | | | |
| | Bridge Replacement | | Regional | | | | | |
| | | | Swap | \$650,000 | | | | \$650,000 |
| 45750 | BROS-SWAP-C096(160)--SE-96 | Authorized | Total | \$205,000 | | | | \$205,000 |
| Winneshiek County | On N BEAR RD, Over CREEK, S13 T100 R07 | 12/20/2022 | Federal Aid | | | | | |
| | Bridge Replacement | | Regional | | | | | |
| | | | Swap | \$205,000 | | | | \$205,000 |
| 37437 | BROS-SWAP-C096(161)--FE-96 | Authorized | Total | \$200,000 | | | | \$200,000 |
| Winneshiek County | On 295TH AVE, Over SMALL CREEK, S24 T96 R10 | 12/20/2022 | Federal Aid | | | | | |
| | Bridge Replacement | | Regional | | | | | |
| | | | Swap | \$200,000 | | | | \$200,000 |
| 45748 | BROS-SWAP-C096(162)--SE-96 | Authorized | Total | \$310,000 | | | | \$310,000 |
| Winneshiek County | On 210TH ST, Over CREEK, S11 T97 R09 | 12/20/2022 | Federal Aid | | | | | |
| | Bridge Replacement | | Regional | | | | | |
| | | | Swap | \$310,000 | | | | \$310,000 |
| SWAP-HSIP | | | | | | | | |
| 45940 | HSIP-SWAP-C033(151)--FJ-33 | Authorized | Total | \$1,266,000 | | | | \$1,266,000 |
| Fayette County | On Echo Valley Rd from S Pine Street Southeast approximately 1.8 miles | 3/21/2023 | Federal Aid | | | | | |
| | HMA Resurfacing/Cold-in-Place Recycling | | Regional | | | | | |
| | | | Swap | \$362,000 | | | | \$362,000 |

| Project ID | Project Number | Approval Level | | 2023 | 2024 | 2025 | 2026 | Totals |
|------------|----------------|----------------|--|------|------|------|------|--------|
| Sponsor | Location | Letting Date | | | | | | |
| STIP ID | Work Codes | | | | | | | |

SWAP-STBG

| | | | | | | | | |
|------------|---|------------|--------------------|------------------|--|--|--|------------------|
| 39140 | STBG-SWAP-3167(605)--SG-22 | Authorized | Total | \$431,000 | | | | \$431,000 |
| Guttenberg | In the city of Guttenberg, On 5th Street, from Haydn Street north .44 Miles to Kosciusko Street | 4/18/2023 | Federal Aid | | | | | |
| | Pave | | Regional | \$344,000 | | | | \$344,000 |
| | | | Swap | \$344,000 | | | | \$344,000 |

RPA 2

| Project ID | Project Number | Approval Level | | 2023 | 2024 | 2025 | 2026 | Totals |
|------------|----------------|----------------|--|------|------|------|------|--------|
| Sponsor | Location | Letting Date | | | | | | |
| STIP ID | Work Codes | | | | | | | |

SWAP-HBP

| | | | | | | | | |
|-----------------|---|------------|--------------------|------------------|--|--|--|------------------|
| 38736 | BROS-SWAP-C035(109)--SE-35 | Authorized | Total | \$375,000 | | | | \$375,000 |
| Franklin County | On Indigo Avenue, Over SPRING CR, S21 T92 R21 | 12/20/2022 | Federal Aid | | | | | |
| | Bridge Replacement | | Regional | | | | | |
| | | | Swap | \$375,000 | | | | \$375,000 |

SWAP-STBG

| | | | | | | | | |
|------------|--|------------|--------------------|--------------------|--|--|--|--------------------|
| 48648 | STBG-SWAP-4822(639)--SG-17 | Authorized | Total | \$1,100,000 | | | | \$1,100,000 |
| Mason City | In the city of Mason City, On 12TH ST NE, Over Ideal CREEK, S1 T96 R20 | 2/21/2023 | Federal Aid | | | | | |
| | Bridge Replacement | | Regional | \$880,000 | | | | \$880,000 |
| | | | Swap | \$880,000 | | | | \$880,000 |
| 39412 | STBG-SWAP-4822(646)--SG-17 | Authorized | Total | \$1,000,000 | | | | \$1,000,000 |
| Mason City | In the city of Mason City, On, Winn. Way 4th to Pierce, 12th St. NE Federal to Kentucky, | 4/18/2023 | Federal Aid | | | | | |
| | Pavement Rehab | | Regional | \$800,000 | | | | \$800,000 |
| | | | Swap | \$800,000 | | | | \$800,000 |

RPA 3

| Project ID | Project Number | Approval Level | | 2023 | 2024 | 2025 | 2026 | Totals |
|------------|----------------|----------------|--|------|------|------|------|--------|
| Sponsor | Location | Letting Date | | | | | | |
| STIP ID | Work Codes | | | | | | | |

SWAP-HBP

| | | | | | | | | |
|--------------------|---|------------|--------------------|--------------------|--|--|--|--------------------|
| 22229 | BRS-SWAP-C011(100)--FF-11 | Authorized | Total | \$1,200,000 | | | | \$1,200,000 |
| Buena Vista County | M36: Over Bluebird Creek NW1/4 S5 T93N R37W | 11/15/2022 | Federal Aid | | | | | |
| | Culvert Replacement | | Regional | | | | | |
| | | | Swap | \$1,200,000 | | | | \$1,200,000 |

SWAP-STBG

| | | | | | | | | |
|--------------|---|------------|--------------------|--------------------|--|--|--|--------------------|
| 39445 | STBG-SWAP-7170(631)--SG-21 | Authorized | Total | \$1,821,000 | | | | \$1,821,000 |
| Spencer | In the city of Spencer, On E 4th St from 5th Ave E to 10th Ave E | 1/18/2023 | Federal Aid | | | | | |
| | Grade and Pave | | Regional | \$453,000 | | | | \$453,000 |
| | | | Swap | \$453,000 | | | | \$453,000 |
| 36066 | STBG-SWAP-C084(173)--FG-84 | Authorized | Total | \$1,835,000 | | | | \$1,835,000 |
| Sioux County | On L14 (Kiwi Ave), from IA Hwy #10 W. of Alton S 5 miles to Sioux/Plymouth Co. Line | 12/20/2022 | Federal Aid | | | | | |
| | Pavement Rehab/Widen | | Regional | | | | | |
| | | | Swap | \$800,000 | | | | \$800,000 |

RPA 4

| Project ID | Project Number | Approval Level | | 2023 | 2024 | 2025 | 2026 | Totals |
|------------|----------------|----------------|--|------|------|------|------|--------|
| Sponsor | Location | Letting Date | | | | | | |
| STIP ID | Work Codes | | | | | | | |

SWAP-STBG

| | | | | | | | | |
|-----------------|--|------------|--------------------|--------------------|--|--|--|--------------------|
| 45226 | STBG-SWAP-4257(635)--SG-75 | Authorized | Total | \$782,000 | | | | \$782,000 |
| Le Mars | In the city of Le Mars, on K49 from 18th Street SE south to 774 ft. south of 200th St. | 11/15/2022 | Federal Aid | | | | | |
| | PCC Pavement Widening/PCC Resurfacing | | Regional | \$625,600 | | | | \$625,600 |
| | | | Swap | \$625,600 | | | | \$625,600 |
| 36249 | STBG-SWAP-C075(166)--FG-75 | Authorized | Total | \$1,244,000 | | | | \$1,244,000 |
| Plymouth County | On K 49, from C38 N 1 miles to 231 ft. north of 200th St. | 11/15/2022 | Federal Aid | | | | | |
| | PCC Pavement Widening/PCC Resurfacing | | Regional | \$990,200 | | | | \$990,200 |
| | | | Swap | \$990,200 | | | | \$990,200 |

RPA 5

| Project ID | Project Number | Approval Level | | 2023 | 2024 | 2025 | 2026 | Totals |
|------------|----------------|----------------|--|------|------|------|------|--------|
| Sponsor | Location | Letting Date | | | | | | |
| STIP ID | Work Codes | | | | | | | |

SWAP-HBP

| | | | | | | | | |
|-----------------|--|------------|--------------------|------------------|--|--|--|------------------|
| 27098 | BROS-SWAP-C046(82)--SE-46 | Authorized | Total | \$700,000 | | | | \$700,000 |
| Humboldt County | On Lone Tree Road, Over Beaver Creek, from N corner SW 0.8 miles S32 T91N R28W | 11/15/2022 | Federal Aid | | | | | |
| | Bridge Replacement | | Regional | | | | | |
| | | | Swap | \$700,000 | | | | \$700,000 |

SWAP-STBG

| | | | | | | | | |
|----------------|--|------------|--------------------|--------------------|--|--|--|--------------------|
| 35186 | STBG-SWAP-C094(134)--FG-94 | Authorized | Total | \$3,600,000 | | | | \$3,600,000 |
| Webster County | On D14 (170th Street), from P56 (Nelson Avenue) east 8 Miles to P71 (Vincent Avenue) | 12/20/2022 | Federal Aid | | | | | |
| | Pavement Rehab | | Regional | \$3,230,000 | | | | \$3,230,000 |
| | | | Swap | \$3,230,000 | | | | \$3,230,000 |

RPA 6

| Project ID | Project Number | Approval Level | | 2023 | 2024 | 2025 | 2026 | Totals |
|------------|----------------|----------------|--|------|------|------|------|--------|
| Sponsor | Location | Letting Date | | | | | | |
| STIP ID | Work Codes | | | | | | | |

SWAP-HBP

| | | | | | | | | |
|-----------------|--|------------|--------------------|--------------------|--|--|--|--------------------|
| 39003 | BROS-SWAP-C042(110)--FE-42 | Authorized | Total | \$600,000 | | | | \$600,000 |
| Hardin County | On T Avenue, Over HONEY CREEK, S30 T86N R19 | 11/15/2022 | Federal Aid | | | | | |
| | Bridge Replacement | | Regional | | | | | |
| | | | Swap | \$600,000 | | | | \$600,000 |
| 12250 | BROS-SWAP-C064(115)--SE-64 | Authorized | Total | \$1,500,000 | | | | \$1,500,000 |
| Marshall County | On JESSUP AVE, Over MINERVA CREEK, Near N 1/4 corner of S3 T84 R19 | 11/15/2022 | Federal Aid | | | | | |
| | Bridge Replacement | | Regional | | | | | |
| | | | Swap | \$1,500,000 | | | | \$1,500,000 |

SWAP-STBG

| | | | | | | | | |
|-------|---|------------|--------------------|------------------|--|--|--|------------------|
| 45060 | STBG-SWAP-0077(602)--SG-42 | Authorized | Total | \$247,500 | | | | \$247,500 |
| Alden | In the city of Alden, On Main Street from D20 NE .53 miles to Iowa River Bridge S18 T89 R21 | 4/18/2023 | Federal Aid | | | | | |
| | | | Regional | \$198,000 | | | | \$198,000 |
| | | | Swap | \$198,000 | | | | \$198,000 |

RPA 7

| Project ID | Project Number | Approval Level | | 2023 | 2024 | 2025 | 2026 | Totals |
|------------|----------------|----------------|--|------|------|------|------|--------|
| Sponsor | Location | Letting Date | | | | | | |
| STIP ID | Work Codes | | | | | | | |

SWAP-HBP

| | | | | | | | | |
|---|--|------------|--------------------|--------------------|--|--|--|--------------------|
| 48694 | BROS-SWAP-7490()--SE-09 | Authorized | Total | \$1,361,000 | | | | \$1,361,000 |
| Sumner | In the city of Sumner, On S DIVISION ST, Over LITTLE WAPSIPINICON RIVER, from IA 93 S 0.3 miles to structure | 12/20/2022 | Federal Aid | | | | | |
| | Bridge Replacement | | Regional | | | | | |
| | | | Swap | \$1,000,000 | | | | \$1,000,000 |
| PA Note: Updated funding type from BHOS to BROS | | | | | | | | |
| 37708 | BROS-SWAP-C019(110)--SE-19 | Authorized | Total | \$1,500,000 | | | | \$1,500,000 |
| Chickasaw County | On Odessa Avenue, over East Wapsipinicon River, S16, T95, R12 | 12/20/2022 | Federal Aid | | | | | |
| | Bridge Replacement-CCS | | Regional | | | | | |
| | | | Swap | \$1,500,000 | | | | \$1,500,000 |
| 44898 | BRS-SWAP-C007(169)--FF-07 | Authorized | Total | \$950,000 | | | | \$950,000 |
| Black Hawk County | On Poyner Rd (D38), Over INDIAN CREEK, S25 T88 R12 | 11/15/2022 | Federal Aid | | | | | |
| | Bridge Replacement | | Regional | | | | | |
| | | | Swap | \$950,000 | | | | \$950,000 |

RPA 8

| Project ID | Project Number | Approval Level | | 2023 | 2024 | 2025 | 2026 | Totals |
|------------|----------------|----------------|--|------|------|------|------|--------|
| Sponsor | Location | Letting Date | | | | | | |
| STIP ID | Work Codes | | | | | | | |

SWAP-HBP

| | | | | | | | | |
|----------------|--|------------|--------------------|------------------|--|--|--|------------------|
| 36548 | BROS-SWAP-C049(86)--SE-49 | Authorized | Total | \$450,000 | | | | \$450,000 |
| Jackson County | On 49th Street, Over Creek, S18 T84 R1 | 12/20/2022 | Federal Aid | | | | | |
| | Bridge Replacement | | Regional | | | | | |
| | | | Swap | \$450,000 | | | | \$450,000 |

SWAP-HSIP

| | | | | | | | | |
|----------------|--------------------------------------|------------|--------------------|--------------------|--|--|--|--------------------|
| 44696 | HSIP-SWAP-C023(133)--FJ-23 | Authorized | Total | \$1,560,000 | | | | \$1,560,000 |
| Clinton County | On Y-54 from E-63 to Grand Mound | 3/21/2023 | Federal Aid | | | | | |
| | HMA Resurfacing/Heater Scarification | | Regional | | | | | |
| | | | Swap | \$60,000 | | | | \$60,000 |

RPA 9

| Project ID | Project Number | Approval Level | | 2023 | 2024 | 2025 | 2026 | Totals |
|------------|----------------|----------------|--|------|------|------|------|--------|
| Sponsor | Location | Letting Date | | | | | | |
| STIP ID | Work Codes | | | | | | | |

SWAP-HSIP

| | | | | | | | | |
|--------------|---------------------------------|------------|----------------------|----------|--|--|--|----------|
| 47291 | HSIP-SWAP-C082(68)--FJ-82 | Authorized | Total | \$76,000 | | | | \$76,000 |
| Scott County | Intersection of Y40 and Hwy 130 | 3/21/2023 | Federal Aid | | | | | |
| | Traffic Signs | | Regional Swap | \$76,000 | | | | \$76,000 |

RPA 10

| Project ID | Project Number | Approval Level | | 2023 | 2024 | 2025 | 2026 | Totals |
|------------|----------------|----------------|--|------|------|------|------|--------|
| Sponsor | Location | Letting Date | | | | | | |
| STIP ID | Work Codes | | | | | | | |

SWAP-HBP

| | | | | | | | | |
|--------------|--|------------|--------------------|--------------------|--|--|--|--------------------|
| 48714 | BRM-SWAP-6962(606)--8N-06 | Authorized | Total | \$2,060,000 | | | | \$2,060,000 |
| Shellsburg | In the city of Shellsburg, On Sells St, Over BEAR CREEK, S14 T84 R09 | 12/20/2022 | Federal Aid | | | | | |
| | Work Not Assigned | | Regional | \$600,000 | | | | \$600,000 |
| | | | Swap | \$1,600,000 | | | | \$1,600,000 |
| 49731 | BROS-SWAP-4555(605)--SE-16 | Authorized | Total | \$370,000 | | | | \$370,000 |
| Lowden | In the city of Lowden, On 8TH ST, Over DRAINAGE, S35 T82 R01 | 12/20/2022 | Federal Aid | | | | | |
| | Work Not Assigned | | Regional | \$370,000 | | | | \$370,000 |
| | | | Swap | | | | | |
| 36374 | BROS-SWAP-C016(113)--FE-16 | Authorized | Total | \$750,000 | | | | \$750,000 |
| Cedar County | On F51-Old Muscatine Road, Over OTTER CREEK, S25 T79 R02 | 12/20/2022 | Federal Aid | | | | | |
| | Bridge Replacement | | Regional | \$750,000 | | | | \$750,000 |
| | | | Swap | | | | | |
| 38669 | BROS-SWAP-C016(115)--SE-16 | Authorized | Total | \$500,000 | | | | \$500,000 |
| Cedar County | On Taylor Ave., Over SUGAR CREEK, S29 T80 R01 | 11/15/2022 | Federal Aid | | | | | |
| | Bridge Replacement | | Regional | \$500,000 | | | | \$500,000 |
| | | | Swap | | | | | |

SWAP-HSIP

| | | | | | | | | |
|-------------------|---|------------|--------------------|-----------------|--|--|--|-----------------|
| 45952 | HSIP-SWAP-C092(121)--FJ-92 | Authorized | Total | \$98,000 | | | | \$98,000 |
| Washington County | On W61, from G36 north to Riverside city limits, approximately 13.1 miles | 11/15/2022 | Federal Aid | | | | | |
| | Miscellaneous | | Regional | \$88,000 | | | | \$88,000 |
| | | | Swap | | | | | |

RPA 11

| Project ID | Project Number | Approval Level | | 2023 | 2024 | 2025 | 2026 | Totals |
|------------|----------------|----------------|--|------|------|------|------|--------|
| Sponsor | Location | Letting Date | | | | | | |
| STIP ID | Work Codes | | | | | | | |

SWAP-HBP

| | | | | | | | | |
|----------------|---|------------|--------------------|--------------------|--|--|--|--------------------|
| 37566 | BRS-SWAP-2215(601)--FF-61 | Authorized | Total | \$1,800,000 | | | | \$1,800,000 |
| Madison County | In the city of East Peru, On R21 (PERU RD), Over CLANTON CREEK, S11 T74 R27 | 11/15/2022 | Federal Aid | | | | | |
| | Bridge Replacement | | Regional | | | | | |
| | | | Swap | \$1,800,000 | | | | \$1,800,000 |
| 48719 | BRS-SWAP-C085(170)--FF-85 | Authorized | Total | \$600,000 | | | | \$600,000 |
| Story County | On S 14, Over CALAMUS CREEK, S18 T82 R22 | 11/15/2022 | Federal Aid | | | | | |
| | Bridge Replacement | | Regional | | | | | |
| | | | Swap | \$600,000 | | | | \$600,000 |

SWAP-HSIP

| | | | | | | | | |
|---------------|---|------------|--------------------|--------------------|--|--|--|--------------------|
| 47077 | HSIP-SWAP-C025(128)--FJ-25 | Authorized | Total | \$3,500,000 | | | | \$3,500,000 |
| Dallas County | On R 30, from Highway 44 N Approximately 5.0 miles to F31 | 1/18/2023 | Federal Aid | | | | | |
| | Subdrains, Shoulder Widening | | Regional | | | | | |
| | | | Swap | \$700,000 | | | | \$700,000 |

SWAP-STBG

| | | | | | | | | |
|-----------|--|------------|--------------------|--------------------|--|--|--|--------------------|
| 48675 | STBG-SWAP-0750(636)--SG-08 | Authorized | Total | \$1,750,000 | | | | \$1,750,000 |
| Boone | In the city of Boone, On W Park Ave approx. 750 ft W of Westwood Blvd to S Marion St approx. 1,000 ft S of Madison St | 2/21/2023 | Federal Aid | | | | | |
| | Grade and Pave | | Regional | \$1,750,000 | | | | \$1,750,000 |
| | | | Swap | \$1,750,000 | | | | \$1,750,000 |
| 45451 | STBG-SWAP-3680(621)--SG-91 | Authorized | Total | \$6,180,000 | | | | \$6,180,000 |
| Indianola | In the city of Indianola, East Hillcrest Avenue from North Jefferson Way to North 14th Street | 3/21/2023 | Federal Aid | | | | | |
| | Grade and Pave, Traffic Signals | | Regional | \$3,800,000 | | | | \$3,800,000 |
| | | | Swap | \$3,800,000 | | | | \$3,800,000 |
| 29505 | STBG-SWAP-5482(622)--SG-50 | Authorized | Total | \$3,350,000 | | | | \$3,350,000 |
| Newton | In the city of Newton, Union Drive Reconstruction, from aprox 520ft S of N 4th Avenue to aprox 80ft N of N 19th Avenue | 5/17/2022 | Federal Aid | | | | | |
| | Pavement Rehab | | Regional | \$3,350,000 | | | | \$3,350,000 |
| | | | Swap | \$3,350,000 | | | | \$3,350,000 |

| Project ID | Project Number | Approval Level | | 2023 | 2024 | 2025 | 2026 | Totals |
|------------|----------------|----------------|--|------|------|------|------|--------|
| Sponsor | Location | Letting Date | | | | | | |
| STIP ID | Work Codes | | | | | | | |

SWAP-STBG

| | | | | | | | | |
|------------|---|------------|--------------------|------------------|--|--|--|------------------|
| 53204 | STBG-SWAP-7430()--SG-85 | Authorized | Total | \$158,500 | | | | \$158,500 |
| Story City | In the city of Story City, Interstate 35 and County Road E 15 Interchange bridge approaches | | Federal Aid | | | | | |
| | Bridge and Approaches | | Regional | \$20,000 | | | | \$20,000 |
| | | | Swap | \$20,000 | | | | \$20,000 |

RPA 12

| Project ID | Project Number | Approval Level | | 2023 | 2024 | 2025 | 2026 | Totals |
|------------|----------------|----------------|--|------|------|------|------|--------|
| Sponsor | Location | Letting Date | | | | | | |
| STIP ID | Work Codes | | | | | | | |

SWAP-HBP

| | | | | | | | | |
|----------------|--|------------|--------------------|------------------|--|--|--|------------------|
| 52387 | BROS-SWAP-5655(602)--SE-81 | Authorized | Total | \$500,000 | | | | \$500,000 |
| Odebolt | In the city of Odebolt, On WALNUT ST, Over DRAINAGE, S27 T87 R38 | 11/15/2022 | Federal Aid | | | | | |
| | | | Regional | | | | | |
| | | | Swap | \$500,000 | | | | \$500,000 |
| 21562 | BROS-SWAP-C014(171)--SE-14 | Authorized | Total | \$500,000 | | | | \$500,000 |
| Carroll County | PHOENIX AVE: Over STORM CREEK, S10 T84 R34 | 12/20/2022 | Federal Aid | | | | | |
| | Bridge Replacement | | Regional | | | | | |
| | | | Swap | \$500,000 | | | | \$500,000 |

SWAP-STBG

| | | | | | | | | |
|---------------|---|------------|--------------------|--------------------|--|--|--|--------------------|
| 37659 | STBG-SWAP-C037(81)--FG-37 | Authorized | Total | \$2,910,000 | | | | \$2,910,000 |
| Greene County | On E57, from P-14 East 4.469 Miles to HWY-4 | 11/15/2022 | Federal Aid | | | | | |
| | Pavement Rehab/Widen | | Regional | \$2,400,000 | | | | \$2,400,000 |
| | | | Swap | \$2,400,000 | | | | \$2,400,000 |

RPA 13

| Project ID | Project Number | Approval Level | | 2023 | 2024 | 2025 | 2026 | Totals |
|------------|----------------|----------------|--|------|------|------|------|--------|
| Sponsor | Location | Letting Date | | | | | | |
| STIP ID | Work Codes | | | | | | | |

SWAP-HBP

| | | | | | | | | |
|-------------|--|------------|--------------------|------------------|--|--|--|------------------|
| 45590 | BROS-SWAP-C015(74)--SE-15 | Authorized | Total | \$700,000 | | | | \$700,000 |
| Cass County | On 730th Street 0.2 miles south of White Pole Road | 11/15/2022 | Federal Aid | | | | | |
| | Bridge Replacement-PPCB | | Regional | | | | | |
| | | | Swap | \$700,000 | | | | \$700,000 |

RPA 14

| Project ID | Project Number | Approval Level | | 2023 | 2024 | 2025 | 2026 | Totals |
|------------|----------------|----------------|--|------|------|------|------|--------|
| Sponsor | Location | Letting Date | | | | | | |
| STIP ID | Work Codes | | | | | | | |

SWAP-HBP

| | | | | | | | | |
|-----------------|--|------------|--------------------|--------------------|--|--|--|--------------------|
| 45663 | BROS-SWAP-C001(118)--SE-01 | Authorized | Total | \$1,500,000 | | | | \$1,500,000 |
| Adair County | On BROWN AVE, Over NODAWAY RIVER, S32 T74 R33 | 11/15/2022 | Federal Aid | | | | | |
| | Bridge Replacement | | Regional | | | | | |
| | | | Swap | \$1,500,000 | | | | \$1,500,000 |
| 44940 | BROS-SWAP-C080(82)--FE-80 | Authorized | Total | \$500,000 | | | | \$500,000 |
| Ringgold County | On 190TH ST, Over WOLF CREEK, S24 T69 R31 | 10/18/2022 | Federal Aid | | | | | |
| | RCB Culvert Replacement - Twin Box | | Regional | | | | | |
| | | | Swap | \$500,000 | | | | \$500,000 |
| 23439 | BRS-SWAP-C080(83)--FF-80 | Authorized | Total | \$500,000 | | | | \$500,000 |
| Ringgold County | On P 27, Over Former Chicago Great Western RR, S14 T68 R31 | 10/18/2022 | Federal Aid | | | | | |
| | Bridge Removal | | Regional | | | | | |
| | | | Swap | \$500,000 | | | | \$500,000 |

SWAP-STBG

| | | | | | | | | |
|----------|---|------------|--------------------|-----------------|--|--|--|-----------------|
| 52208 | STBG-SWAP-1975(602)--SG-80 | Authorized | Total | \$62,500 | | | | \$62,500 |
| Diagonal | In the city of Diagonal, On Broadway Street between 2nd and 4th Streets | 3/21/2023 | Federal Aid | | | | | |
| 23352 | PCC Curb and Gutter | | Regional | \$50,000 | | | | \$50,000 |
| | | | Swap | \$50,000 | | | | \$50,000 |

PA Note: Board approved amendment on 9/20/22

RPA 15

| Project ID | Project Number | Approval Level | | 2023 | 2024 | 2025 | 2026 | Totals |
|------------|----------------|----------------|--|------|------|------|------|--------|
| Sponsor | Location | Letting Date | | | | | | |
| STIP ID | Work Codes | | | | | | | |

PRF

| | | | | | | | | |
|--|--|------------|--------------------|------------------|--|--|--|------------------|
| 36939 | NHSN-001-2(35)--2R-51 | Authorized | Total | \$900,001 | | | | \$900,001 |
| Fairfield | In the city of Fairfield, On Highway 1/South Main, from Fillmore Ave 0.53 miles to 300 ft S of Libertyville Rd | 2/21/2023 | Federal Aid | | | | | |
| | | | Regional | \$320,000 | | | | \$320,000 |
| | Pavement Widening, Ped/Bike Paving | | Swap | \$320,000 | | | | \$320,000 |
| PA Note: \$240,000 STBG already programmed and reimbursed on PE, \$320,000 should be debited as TAP. DOT funding is programmed as TPMS #38195. | | | | | | | | |

SWAP-HBP

| | | | | | | | | |
|------------------|--|------------|--------------------|------------------|--|--|--|------------------|
| 44763 | BROS-SWAP-C089(101)--SE-89 | Authorized | Total | \$525,000 | | | | \$525,000 |
| Van Buren County | On 197TH RD, Over WILDCAT CREEK, S19 T69 R10 | 12/20/2022 | Federal Aid | | | | | |
| | Bridge Replacement | | Regional | | | | | |
| | | | Swap | \$525,000 | | | | \$525,000 |

SWAP-STBG

| | | | | | | | | |
|-----------|--|------------|--------------------|--------------------|--|--|--|--------------------|
| 45491 | STBG-SWAP-5780(618)--SG-62 | Authorized | Total | \$1,400,000 | | | | \$1,400,000 |
| Oskaloosa | In the city of Oskaloosa, On South 7th Street, S19 T75 R15 | 5/16/2023 | Federal Aid | | | | | |
| | Grade and Pave | | Regional | \$1,400,000 | | | | \$1,400,000 |
| | | | Swap | \$1,400,000 | | | | \$1,400,000 |

RPA 17

| Project ID | Project Number | Approval Level | | 2023 | 2024 | 2025 | 2026 | Totals |
|------------|----------------|----------------|--|------|------|------|------|--------|
| Sponsor | Location | Letting Date | | | | | | |
| STIP ID | Work Codes | | | | | | | |

SWAP-HBP

| | | | | | | | | |
|------------------|--|------------|--------------------|------------------|--|--|--|------------------|
| 45626 | BROS-SWAP-C004(120)--SE-04 | Authorized | Total | \$750,000 | | | | \$750,000 |
| Appanoose County | On 135TH AVE, Over COAL CREEK, from 524th St S 0.9 miles to bridge S10 T68 R19 | 11/15/2022 | Federal Aid | | | | | |
| | | | Regional | | | | | |
| | | | Swap | \$750,000 | | | | \$750,000 |
| 37195 | BROS-SWAP-C026(117)--SE-26 | Authorized | Total | \$675,000 | | | | \$675,000 |
| Davis County | On Ice Ave, 0.9 miles South of 260th St | | Federal Aid | | | | | |
| | Bridge Replacement | | Regional | | | | | |
| | | | Swap | \$675,000 | | | | \$675,000 |
| 40228 | BROS-SWAP-C027(87)--FE-27 | Authorized | Total | \$900,000 | | | | \$900,000 |
| Decatur County | On J 48, Over Unnamed Tributary to Grand River, S16 T68 R26 | 11/15/2022 | Federal Aid | | | | | |
| | Bridge Replacement | | Regional | | | | | |
| | | | Swap | \$900,000 | | | | \$900,000 |

SWAP-STBG

| | | | | | | | | |
|------------------|--|------------|--------------------|--------------------|--|--|--|--------------------|
| 39511 | STBG-SWAP-C004(117)--FG-04 | Authorized | Total | \$1,250,000 | | | | \$1,250,000 |
| Appanoose County | On S70, from J5T 7.2 miles to Monroe County Line | 11/15/2022 | Federal Aid | | | | | |
| | Pavement Rehab | | Regional | \$1,250,000 | | | | \$1,250,000 |
| | | | Swap | \$1,250,000 | | | | \$1,250,000 |
| 39512 | STBG-SWAP-C004(118)--FG-04 | Authorized | Total | \$250,000 | | | | \$250,000 |
| Appanoose County | On J5T, from 195th Ave North & East 1 Miles to J29 | 11/15/2022 | Federal Aid | | | | | |
| | Pavement Rehab | | Regional | \$250,000 | | | | \$250,000 |
| | | | Swap | \$250,000 | | | | \$250,000 |